

For personal use only



FY2012 Annual General Meeting

16 November 2012

For personal use only



Chairman's Address

David Griffiths



- Chairman's Address
- Managing Director's Address
- Formal Business
- Close of Meeting
- Refreshments

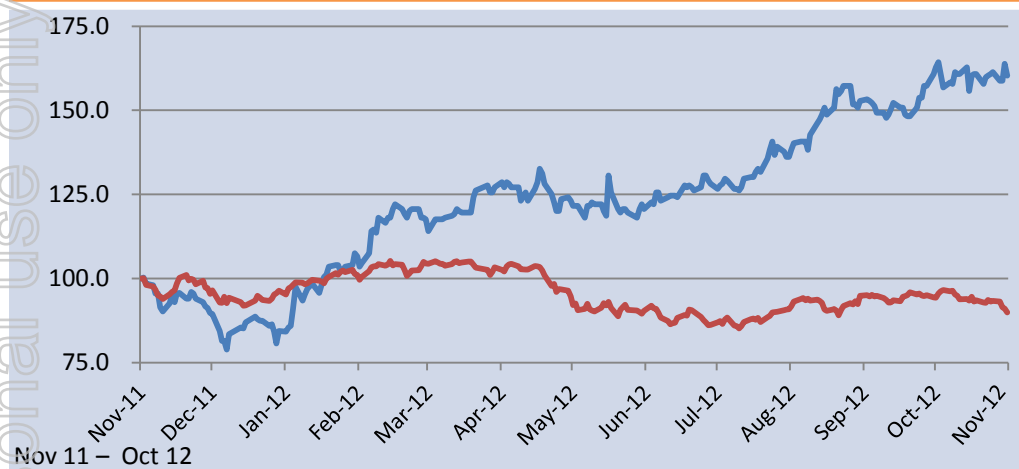
For personal use only



- Largest automotive retailer by sales, profitability, market capitalisation and workforce
- More than 120 passenger vehicle, bus and truck dealer points
- Represents 11 of the 12 most popular passenger vehicle brands
- Logistics division has substantially grown and now represents ~30% of AHG's EBITDA
- Largest refrigerated food transport, warehousing and distribution provider by volume



Share Price Performance – 12 Months



— AHE
— Small Ords

| | 15 Nov 2012 | AHE | ASX Small Ords Index |
|-----------------------|-------------|--------|----------------------|
| Share price | | \$3.19 | 2158.18 |
| 1-Yr TSR ¹ | | 71.1% | (7.2%) |
| 3-Yr TSR ¹ | | 76.8% | (4.6%) |

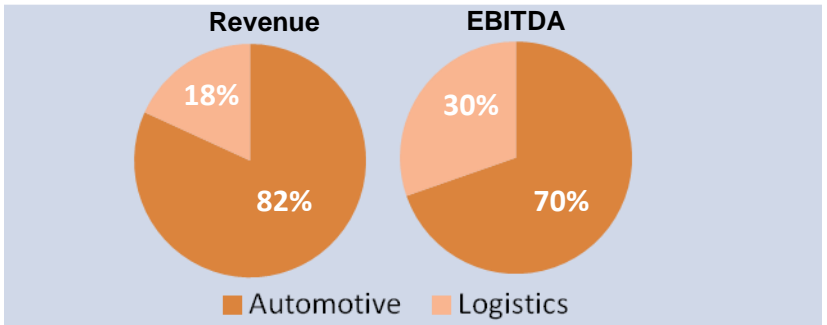
¹ Includes capital growth and reinvestment of dividends

Source: Bloomberg

Key Market Statistics (15 Nov 2012)

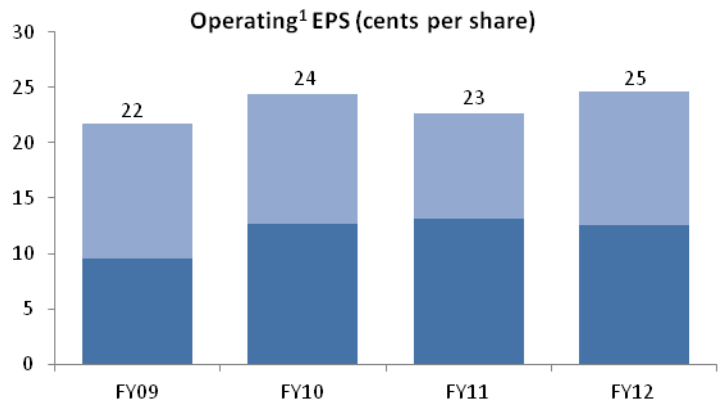
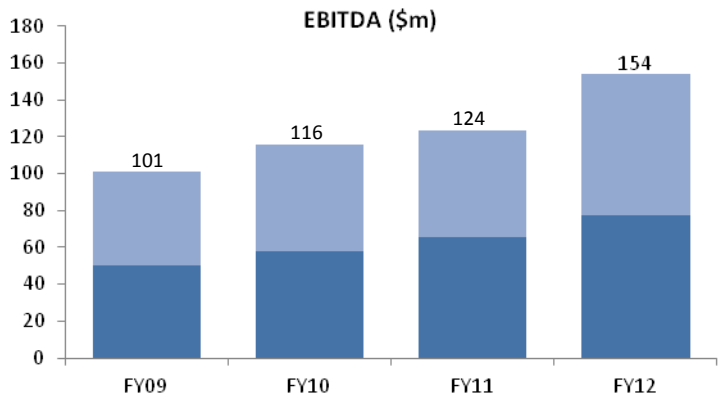
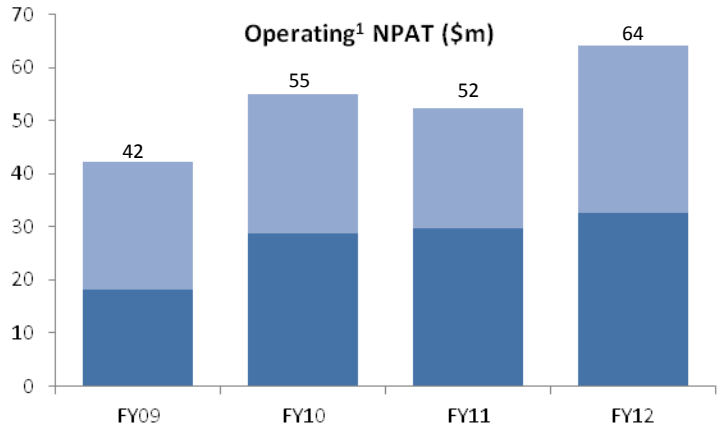
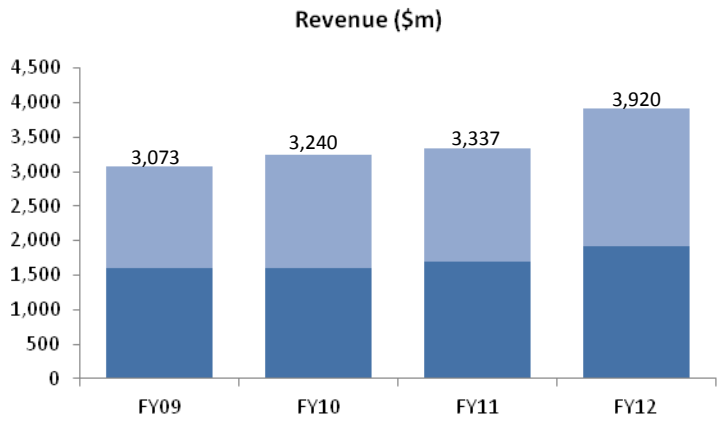
| | |
|-------------------------|-------------|
| Ticker | ASX:AHE |
| Share Price (15 Nov 12) | \$3.19 |
| Shares on Issue | 260,683,178 |
| Market Capitalisation | \$831.6m |

Divisional Split (FY2012)



Track Record of Growth

For personal use only

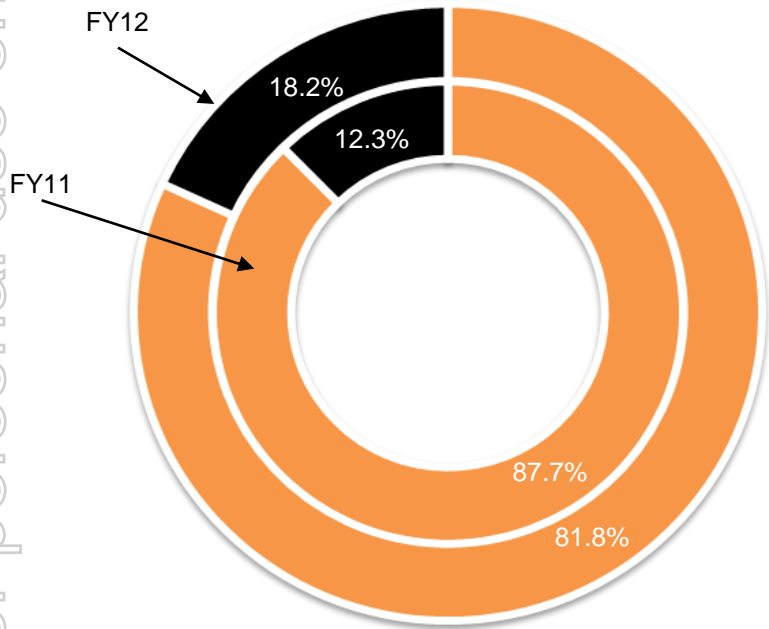


■ Interim ■ Full Year

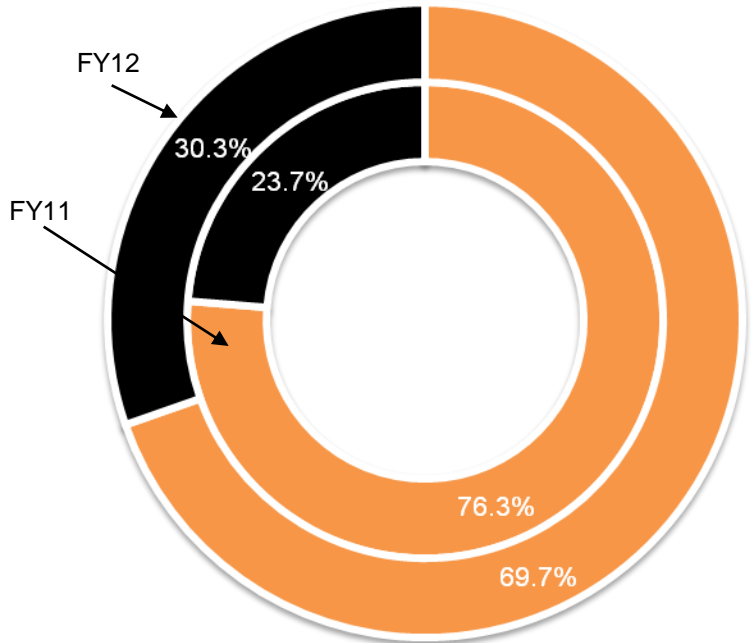
¹ Operating excludes impairment, stamp duty and other fees associated with acquisition related activities

For personal use only

Revenue (\$m)



EBITDA (\$m)



■ Auto ■ Logistics

Increased contribution from Logistics division

- Acquisitions
- Key management personnel
- Training and development
- Cova and Harris successfully integrated and contributing
- Improved Queensland operations ongoing
- API AHG Property Syndicate No 1 released capital for growth

- Adoption of an **Argenti** based updated Corporate Strategy
- Utilise the Group's size, experience and financial strength to drive earnings and growth
- Dynamic marketing strategy
- Staff training and workplace development
- Recruitment and retention focus
- FY2013 further focus on Queensland operations and VSE/GTB

- Comprehensive review of remuneration practices
 - Consultation with investors
 - Independent review by PricewaterhouseCoopers
 - Significant changes to framework in 2013
 - Improved transparency
 - Continue to attract and retain the highest quality people
- Key Board appointments
 - Tracey Horton
 - Robert McEniry

For personal use only



FY2012 Annual General Meeting

16 November 2012

For personal use only



Group and Divisional Review

Managing Director's Address
Bronte Howson



For personal use only

- ✓ **Record Operating¹ net profit**
- ✓ **Successful integrations of Harris and Covs**
- ✓ **In-house migration of Covs IT system to AMCAP platform**
- ✓ **Development of Castle Hill (NSW) Greenfield site**
- ✓ **Successful negotiation of South Melbourne Greenfield automotive hub development**
- ✓ **API property trust provides further balance sheet strength**
- ✓ **Strong organic growth in both Automotive and Logistics**
- ✓ **Development of key people through dedicated training programs and personnel**

¹ Operating excludes impairment, stamp duty and other fees associated with acquisition related activities

Summary Financial Performance in FY2012

For personal use only

- Strong revenue and profit growth with 22.4% growth in Operating¹ NPAT
- Increased margins with strong contributions from new acquisitions
- Strong organic growth in Automotive
- Acquisition of Daimler Trucks Perth in November 2011
- Acquisition of Wignall Group will see full year contribution in FY2013
- Expansion of Logistics business contributing 30% of consolidated EBITDA
- Balance sheet strength supports ongoing growth strategy
- Impairment related to UD Trucks and specific Queensland (Mt Gravatt) dealerships

| Consolidated Financial Performance | FY11 (\$m) | FY12 (\$m) | % change |
|--|-------------|-------------|--------------|
| Operating¹ Performance | | | |
| Revenue | 3,336.8 | 3,920.1 | 17.5% |
| EBITDA | 123.7 | 153.5 | 24.1% |
| EBITDA % | 3.7% | 3.9% | |
| EBIT | 104.2 | 127.0 | 21.9% |
| EBIT % | 3.1% | 3.2% | |
| Net Profit after Tax | 52.4 | 64.1 | 22.4% |
| Earnings Per Share (cps) | 22.7 | 24.6 | 8.2% |

| | | | |
|---------------------------------------|-------------|-------------|--------------|
| Statutory Reported Profit | | | |
| Acquisition & Integration Costs | (1.4) | (3.8) | (181.8%) |
| Impairment Charge | (19.8) | (9.7) | (51.0%) |
| Statutory Net Profit after Tax | 31.2 | 50.6 | 62.1% |
| Earnings Per Share (cps) | 13.5 | 19.4 | 43.4% |

¹ Operating excludes impairment, stamp duty and other fees associated with acquisition related activities

Cars

- Strong organic sales growth with improved margins
- Improved supply post-Thailand floods contributing to strong 4th quarter sales
- Acquisition of Wignall group completed May 2012 to expand scale in Victoria
- Queensland performance improving
- Divestment of non core dealerships (early FY2013)
- Castle Hill Greenfield development ahead of expectations

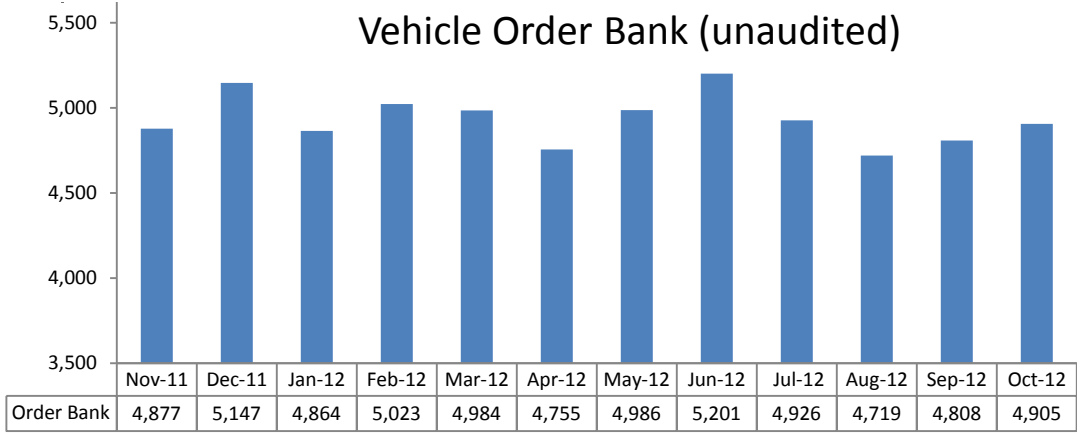
| Operating ¹ Performance | FY11 (\$m) | FY12 (\$m) | % change |
|------------------------------------|---------------|---------------|--------------|
| Revenue | 2,923.8 | 3,207.5 | 9.7% |
| EBITDA | 93.3 | 106.3 | 13.9% |
| <i>EBITDA Margin (%)</i> | 3.2% | 3.3% | |
| EBIT | 81.8 | 92.9 | 13.5% |
| <i>EBIT Margin (%)</i> | 2.8% | 2.9% | |
| Profit Before Tax | 62.0 | 71.6 | 15.5% |

Trucks

- Strong demand driven by resource sector and product offerings
- Daimler Trucks Perth (acquired November 2011) performing above expectations
- Continuing to expand truck sales network nationally

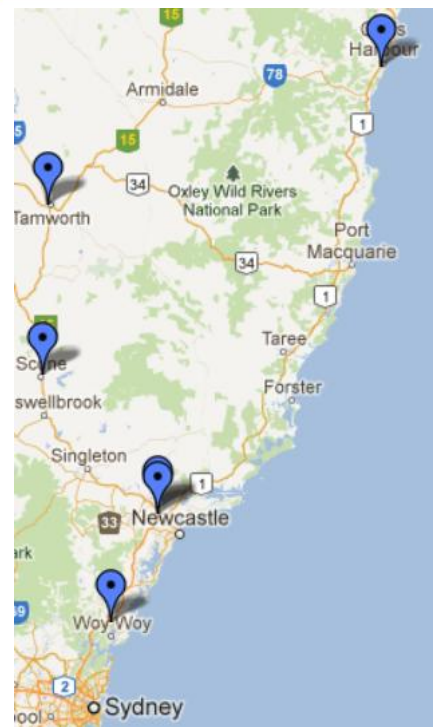
¹ Operating excludes impairment, stamp duty and other fees associated with acquisition related activities

- Solid start to FY2013 with automotive volumes up across the industry
- Consumer demand remains strong in Q1 FY2013
- Aggressive manufacturer campaigns offering value adding and finance incentives
- Order bank remains at similar levels to Jan 2012
- Greater focus on investment in digital media with corresponding reduction in print media
- Greenfield developments on track
- Wignall group and Coffey Ford to contribute full year in FY2013
- Further acquisitions anticipated during FY2013
- Record profits from NZ dealerships



For personal use only

- Solid demand in WA for trucks across all dealerships
- Strong brand representation
- Daimler Trucks Brisbane acquisition completed October 2012 (Caboolture, Rocklea and Burleigh)
- Development of Newcastle Truck Hub (Freightliner, Mercedes, Fuso, Hino and Iveco with regional service hubs)
- Perth, Newcastle and Brisbane provide broad exposure to mining and energy sectors



Industry volume remains strong

- CY2012 YTD sales up by 9.4% nationally and up by 9.8% in states where AHG operates
- Market forecasting 1.10 million new car registrations CY2012
- Previous Australian record was 1.05 million (CY2007)
- Strong increases across Private, Business and Heavy Commercial categories



YTD Sales Units Analysis History by State

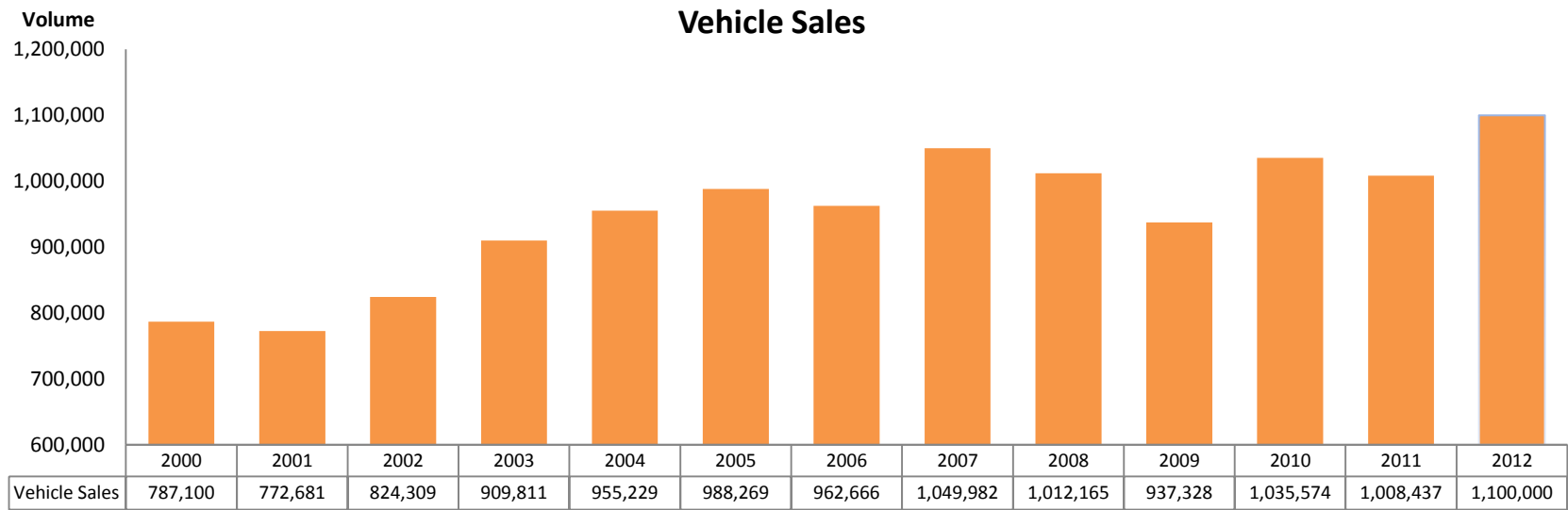
| NEW VEHICLE SALES UNITS | Jan-Oct CY11 | Jan-Oct CY12 | Jan-Oct '12 V Jan-Oct '11 |
|-------------------------|----------------|----------------|---------------------------|
| NSW | 260,518 | 282,562 | 8.5% |
| VIC | 222,793 | 242,800 | 9.0% |
| QLD | 175,614 | 194,541 | 10.8% |
| WA | 90,962 | 105,315 | 15.8% |
| SA/TAS/ACT/NT | 87,437 | 93,040 | 6.4% |
| Total | 837,324 | 918,258 | 9.7% |

YTD Sales Units Analysis History by buyer Type

| NEW VEHICLE SALES UNITS | Jan-Oct CY11 | Jan-Oct CY12 | Jan-Oct '12 V Jan-Oct '11 |
|-------------------------|----------------|----------------|---------------------------|
| Private | 399,574 | 446,139 | 11.7% |
| Business | 322,307 | 355,203 | 10.2% |
| Government | 48,758 | 43,447 | -10.9% |
| Rental | 43,546 | 48,243 | 10.8% |
| Heavy Commercial | 23,139 | 25,226 | 9.0% |
| Total | 837,324 | 918,258 | 9.7% |

- Car affordability at its best level in decades
- The CommSec measure of car affordability showed it takes 27.5 weeks of average wages to buy a Ford Falcon, the shortest period since 1977 (32 weeks only 18 months ago)
- Low interest rates and manufacturer incentives
- Relatively strong Australian dollar supporting the automotive industry
- Fixed price service offers improving service retention

For personal use only



¹ Federal Chamber of Automotive Industries VFACTS National Reports

Logistics – Overview FY2012



- Strong result, driven by both organic growth and acquisitions (Harris and Covs)
- Harris and Covs acquisitions have exceeded forecasts; synergies being realised from operational rationalisation, increased fleet utilisation and integration into Rand Transport
- AMCAP produced a record year, buoyed by synergies realised from Covs acquisition and expansion of mining product offerings
- KTM produced a record profit through strong demand for its products and supported by high Australian dollar
- GTB/VSE major contracts with key customers including CFS and Australian Defence Forces

| | FY11 (\$m) | FY12 (\$m) | % change |
|----------------------------|--------------|--------------|--------------|
| Revenue | | | |
| Transport and Cold Storage | 201.6 | 325.2 | 61.3% |
| Other ¹ | 210.4 | 386.9 | 83.9% |
| | 412.0 | 712.1 | 72.8% |
| EBITDA | | | |
| Transport and Cold Storage | 19.8 | 29.8 | 50.5% |
| <i>EBITDA Margin</i> | 9.8% | 9.2% | |
| Other ¹ | 9.2 | 16.5 | 79.3% |
| <i>EBITDA Margin</i> | 4.4% | 4.3% | |
| | 29.0 | 46.3 | 59.7% |

¹ Includes AMCAP, Covs, KTM, VSE/GTB and Zupps Parts

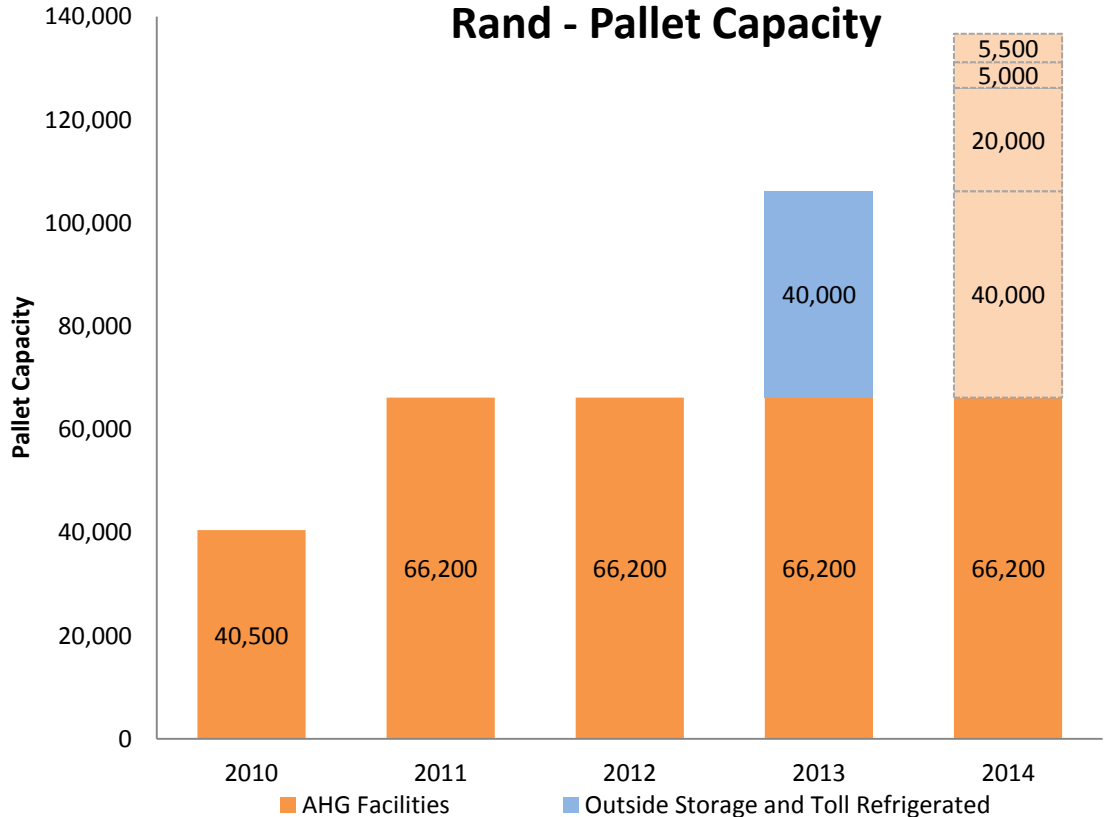


For personal use only

Rand/Harris Capacity

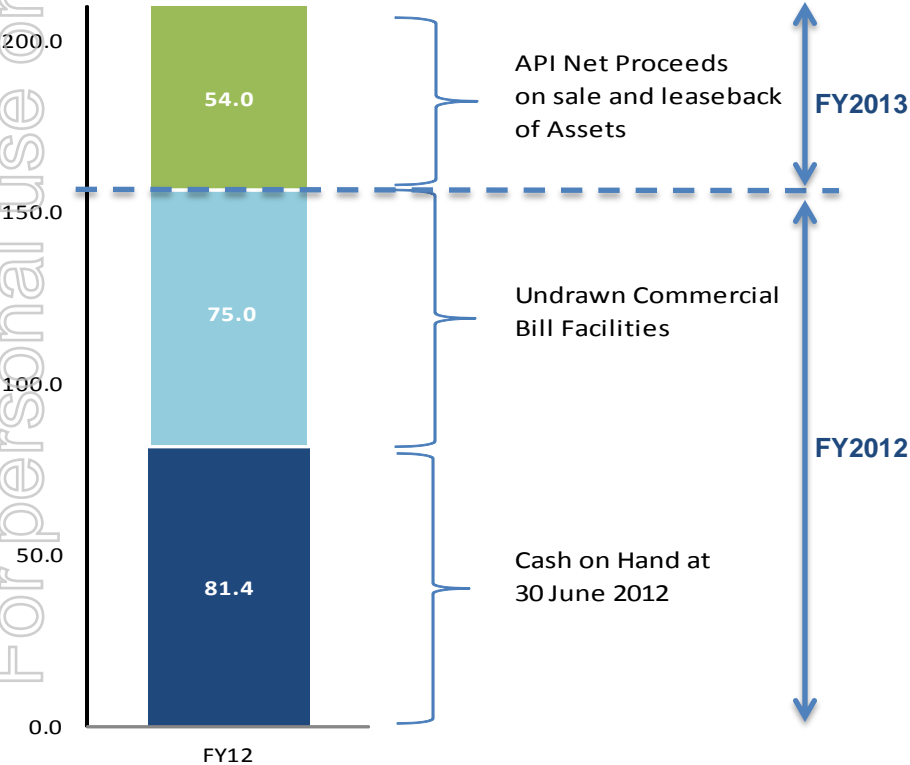
- Current utilisation across all cold stores close to 100%
- Proposed growth in warehouse capacity 2013/2014
 - NSW: 40,000 Pallets
 - QLD: 20,000 Pallets
 - WA: 5,000 Pallets
 - SA: 5,500 Pallets

Personal use only



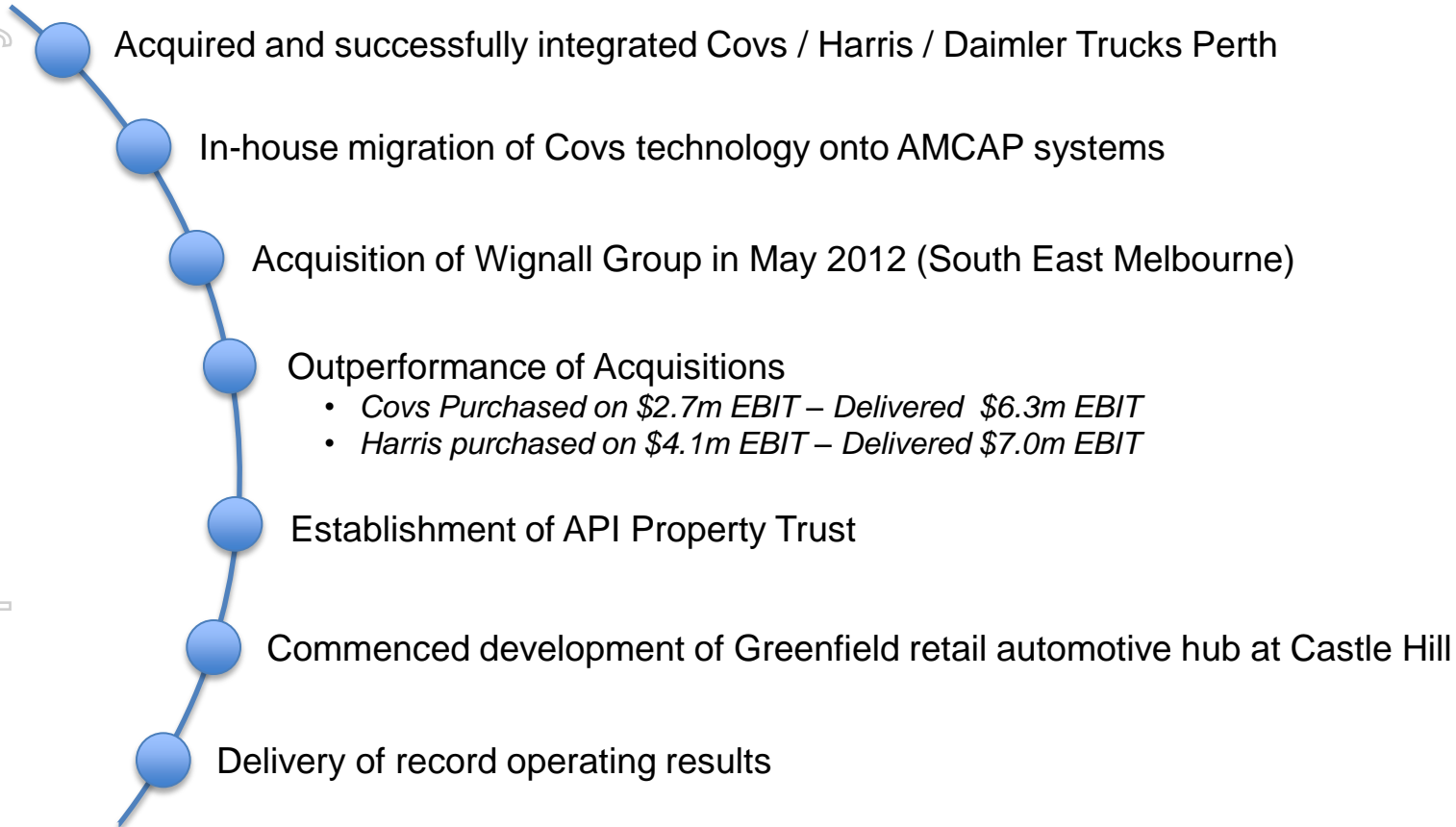
Balance Sheet to support growth

Pro-Forma capacity as at 30 June 2012



- \$156.4 million cash and undrawn commercial bill facilities at 30 June 2012
- \$48.0 million (net of investment in API) received on sale and leaseback of Dealership Properties (Oct 2012)
- Additional ~\$6 million to be receipted from API upon completion of Castle Hill dealership developments in FY2013
- Net outlay of ~\$12 million spent on acquisitions post 30 June 2012 (Toll, Coffey Ford, Brisbane/Newcastle Trucks) less divestments (Qld Gold Coast)

For personal use only



| Consolidated Financial Performance (Unaudited) | FY2012 ² Jul - Oct (\$m) | FY2013 ² Jul - Oct (\$m) | % change |
|--|---|---|--------------|
| Operating¹ EBITDA Performance | | | |
| Consolidated AHG Group | 46.2 | 52.0 | 12.4% |
| Automotive | 29.6 | 33.6 | 13.3% |
| Logistics | 16.2 | 18.8 | 16.0% |
| Property | 0.4 | (0.4) | n/a |
| Depreciation and Amortisation | (9.1) | (9.5) | (4.9%) |
| Group Interest | (9.8) | (10.0) | (2.2%) |
| Operating¹ NPAT – attributable to shareholders | 18.7 | 21.7 | 15.5% |

- Solid performance in first four months
- Automotive and Logistics industry volumes remain strong

¹ Operating excludes gain on sale of property from API transaction, discontinued operations, and other fees associated with acquisition related activities

² Unaudited

Strong trading performance in first 4 months

Acquisition of Coffey Ford in Melbourne (August)

Acquisition of Toll Refrigerated (August)

- ~\$70m of client revenue
- Positive early trading performance since acquisition

Acquisition of Truck Franchises in Brisbane/Newcastle (October)

Transition of Cova and AMCAP into new Distribution Centre (October)

Expansion of cold storage facilities in Perth / Adelaide / Sydney / Brisbane

For personal use only

Development of South Melbourne Greenfield site



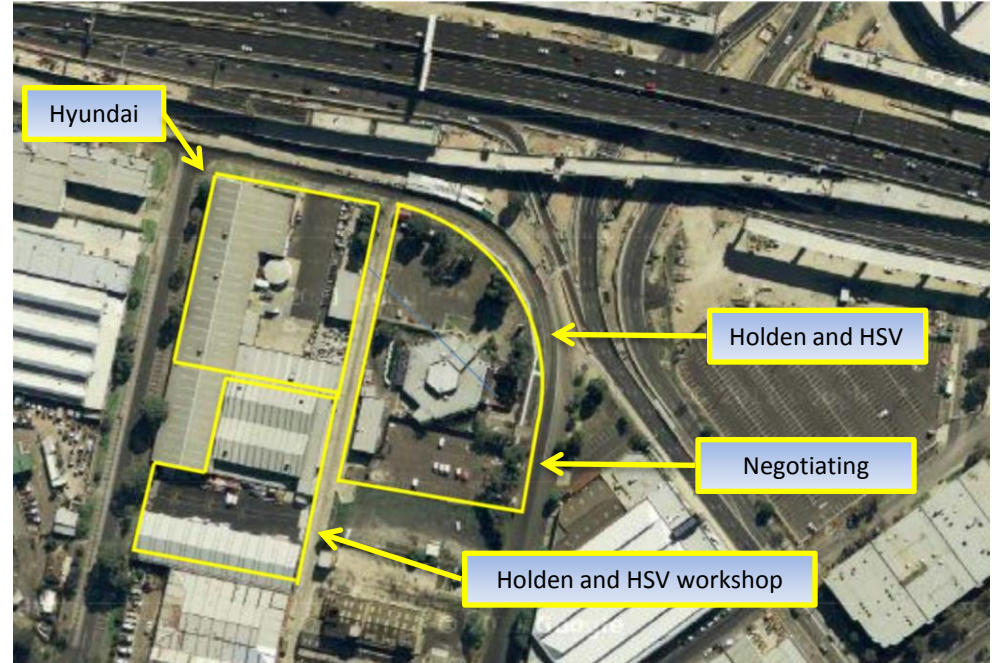
Further acquisitions in FY2013



Development of South Melbourne Greenfield site



Further acquisitions in FY2013



For personal use only



Formal Business

David Griffiths



Consideration of Reports

Questions

Items for Approval



That Ms Tracey Ann Horton, who retires as a director of the Company in accordance with the Company's constitution and, being eligible, having offered herself for re-election, be re-elected as a director of the Company

| | # | % |
|---------|-------------|-------|
| FOR | 106,121,621 | 71.33 |
| OPEN | 2,682,574 | 1.80 |
| AGAINST | 39,975,476 | 26.87 |
| ABSTAIN | 0 | 0 |



That Mr Robert James Hunter McEniry, who retires as a director of the Company in accordance with the Company's constitution and, being eligible, having offered himself for re-election, be re-elected as a director of the Company

| | # | % |
|---------|-------------|-------|
| FOR | 146,021,215 | 98.15 |
| OPEN | 2,682,574 | 1.80 |
| AGAINST | 75,882 | 0.05 |
| ABSTAIN | 0 | 0 |



That Mr Michael John Smith, who retires as a director of the Company in accordance with the Company’s constitution and, being eligible, having offered himself for re-election, be re-elected as a director of the Company

| | # | % |
|---------|-------------|-------|
| FOR | 123,901,689 | 97.63 |
| OPEN | 2,682,574 | 2.11 |
| AGAINST | 327,236 | 0.26 |
| ABSTAIN | 21,868,172 | N/A |

Resolution 2 – Grant performance rights to, and acquisition of any resulting shares by, Mr Bronte Howson

That for the purposes of ASX Listing Rules 7.1 and 10.14, section 200E of the Corporations Act and for all other purposes, the grant of 336,700 performance rights by the Company to Mr Bronte Howson and the acquisition of ordinary shares by Mr Howson upon the vesting and exercise of those performance rights, in accordance with the AHG Performance Rights Plan and otherwise in accordance with the terms and conditions which are summarised in the explanatory notes that accompany this Notice be approved.

| | # | % |
|---------|-------------|-------|
| FOR | 109,890,538 | 88.44 |
| OPEN | 2,763,296 | 2.22 |
| AGAINST | 11,605,145 | 9.34 |
| ABSTAIN | 24,520,692 | N/A |

For personal use only

That the remuneration report for the financial year ended 30 June 2012 be adopted

| | # | % |
|---------|-------------|-------|
| FOR | 109,702,462 | 86.67 |
| OPEN | 2,608,721 | 2.06 |
| AGAINST | 14,157,639 | 11.19 |
| ABSTAIN | 22,172,050 | N/A |

Resolution 3.1 – Holding a special meeting of members (contingent resolution)

If at least 25% of the votes cast on Resolution 3 are against that resolution, to consider, and if thought fit, pass the following resolution:

That, as required by the Corporations Act:

- a) A meeting of the Company’s members be held within 90 days of the date of this meeting (the “spill meeting”); and
- b) Each of David Griffiths, Mr Giovanni (John) Groppoli, Ms Tracey Horton, Mr Robert McEniry, Mr Michael Smith and Mr Peter Stancliffe cease to hold the office immediately before the end of the spill meeting; and
- c) Resolutions to appoint persons to offices that will be vacated immediately before the end of the spill meeting be put to the vote at the spill meeting.

| | # | % |
|---------|-------------|-------|
| FOR | 2,584,405 | 1.88 |
| OPEN | 2,667,721 | 2.06 |
| AGAINST | 132,381,289 | 96.11 |
| ABSTAIN | 10,998,154 | N/A |

Close of Meeting

For personal use only



AHG

21 Old Aberdeen Place
West Perth WA 6005
www.ahg.com.au

Contact:
David Rowland
Company Secretary
Email: drowland@ahg.com.au

AUTOMOTIVE HOLDINGS GROUP (ASX:AHE)