

For personal use only

2 0 1 3

ANNUAL REPORT



ARB CORPORATION LIMITED
ABN 31 006 708 756



A YEAR IN REVIEW

1. The Christmas Gift Guide and Fill Your Fridge On Us promotions result in significant sales increases across the ARB product range.
2. The inaugural ARB Australian Off Road Racing Series launches with the Sea Lake Rally in Victoria.
3. Following months of extensive research and development, ARB launches the Intensity LED driving light and SkyDome swag ranges.
4. ARB successfully launches its online store for apparel and promotional items (store.arb.com.au).
5. New stores open in Alice Springs and Wangara while ARB Ballarat is acquired in an exciting development for regional Victoria.
6. ARB products are showcased to the world with comprehensive stands at SEMA in the USA and Automechanika in Europe and the United Arab Emirates.
7. Family, friends and four wheel driving – the ARB Eldee 4WD Easter Event takes place at Eldee Station in Broken Hill.
8. ARB continues to lead the industry in the engineering, development and production of quality four wheel drive accessories.
9. ARB's social media presence grows from strength to strength with tens of thousands of fans gaining access to the latest ARB products and news.
10. A second production plant opens in Thailand to meet demand from international markets.

For more information

Table of Contents

CONTENTS	PAGE
Corporate Information	2
Chairman's Statement	3
Corporate Governance Statement	6
Directors' Report	10
Auditor's Independence Declaration	14
Financial Report for the year ended 30 June 2013	
Consolidated Income Statement	15
Consolidated Statement of Comprehensive Income	16
Consolidated Statement of Financial Position	17
Consolidated Statement of Changes in Equity	18
Consolidated Statement of Cash Flows	19
Notes to the Financial Statements	20
Directors' Declaration	40
Independent Auditor's Report	41
ASX Additional Information	43

Corporate Information

Directors

Roger G Brown B.E., M.B.A.
Andrew H Brown
John R Forsyth B.E., M.B.A.
Robert D Fraser B.Ec., LLB (Hons)
Ernest E Kulmar B.Com., FCPA
Andrew P Stott

Company Secretary

John R Forsyth B.E., M.B.A.

Principal Registered Office

42-44 Garden Street
Kilsyth Victoria 3137 Australia
Tel: (03) 9761 6622
Fax: (03) 9761 6807

Auditors

Pitcher Partners
Level 19
15 William Street
Melbourne Victoria 3000

Location of Register of Securities

Computershare Investor Services Pty Limited
Yarra Falls, 452 Johnston Street
Abbotsford Victoria 3067
Tel: +61 (0)3 9415 4000 (investors)
Tel: 1300 850 505 (investors within Australia)
Fax: (03) 9473 2555

Stock Exchange

Australian Securities Exchange
Level 4, North Tower
Rialto, 525 Collins Street
Melbourne Victoria 3000

Chairman's Statement

RESULTS

ARB Corporation Limited ("ARB" or the "Company") achieved a net profit after tax of \$42.3 million for the year ended 30th June 2013. This represented a 10.0% increase over the prior year's net profit after tax.

The result was achieved in a very challenging year, particularly in relation to changing economic drivers in Australia, but also in terms of the economic difficulties faced by many countries in which the Company's export customers operate.

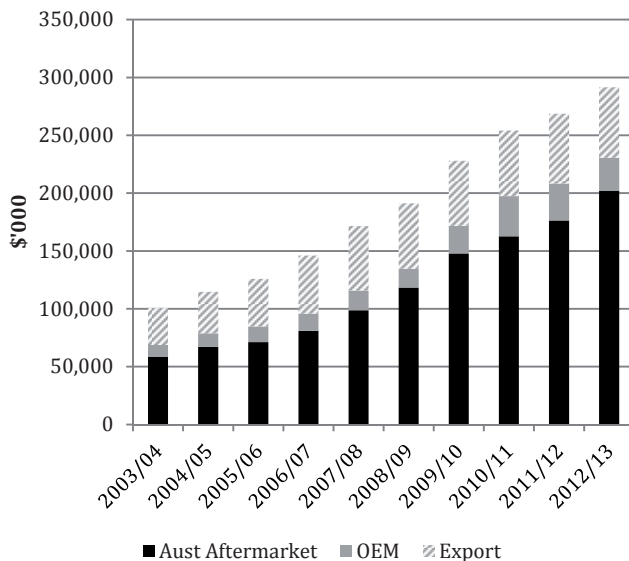
The Company's profit was achieved on an 8.5% increase in sales to \$292 million from \$269 million last year. A summary of the 2012/13 result is presented below:

Year to 30 June	2013 \$'000	2012 \$'000	Change
Sales Revenue	291,510	268,718	+ 8.5%
Total Revenue	294,509	271,843	
Net Profit Before Tax	57,965	52,788	+ 9.8%
Less Tax	15,607	14,289	
Net Profit After Tax	42,358	38,499	+ 10.0%
Basic EPS – cents	58.4	53.1	
DPS – cents			
Interim	12.5	11.0	
Final	<u>15.5</u>	<u>14.0</u>	
Total	28.0	25.0	
Franked Amount	100%	100%	

The Company intends to pay an increased final fully franked dividend of 15.5 cents per share on the 18th October 2013. This brings total ordinary dividends for the year to 28.0 cents per share fully franked, compared with 25 cents per share fully franked last year. The Record Date for the final dividend will be the 4th October 2013.

10 YEAR HISTORICAL PERFORMANCE

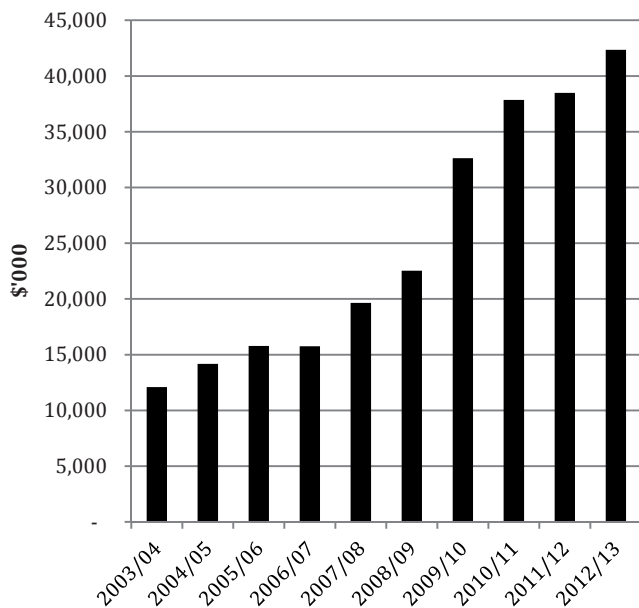
The sales, profits and dividends per share performance of the Company over the past 10 years are illustrated in the graphs below:



SALES REVENUE

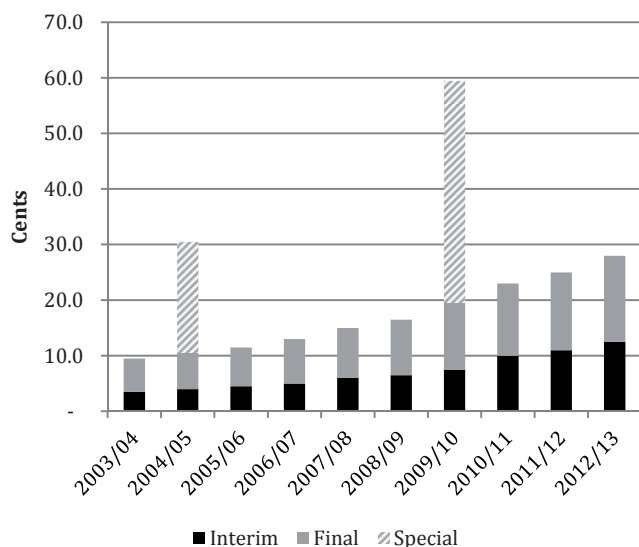
Annual sales revenue has grown at an average compound rate of 12.5% over the past 10 years.

Chairman's Statement (continued)



NET PROFIT AFTER TAX

Net profit after tax has grown at an average compound rate of 14.9% over the past 10 years.



DIVIDENDS PER SHARE

Dividends per share have grown steadily over the past 10 years with special dividends paid in 2004/05 and 2009/10. All dividends have been fully franked.

HIGHLIGHTS OF THE 2012/13 YEAR

Sales

Sales growth was not uniform across the business over the 2012/13 year. Australian aftermarket sales were up by a solid 15%, whilst export sales were flat and sales to original equipment manufacturers (OEM's) in Australia were down by 10%. For the year, Australian aftermarket sales represented 69% of the total sales, all exports 21% and sales to OEM's 10%.

Over the past financial year new Company owned ARB stores were established at Wangara in Western Australia and Alice Springs in the Northern Territory. The Company also purchased the licensed store at Ballarat in Victoria. An independently operated ARB licensed store was established at Hoppers Crossing in Victoria on 1st July 2013. As at 30th June 2013 there were 47 ARB stores in Australia, up from 44 at the same time last year. Currently 19 of the stores are Company owned. ARB stores will continue to be added to the network as opportunities arise.

Chairman's Statement (continued)

The Company's export sales, direct from Australia and Thailand and to customers via ARB's US subsidiary Air Locker Inc., were severely hampered by the strong Australian dollar and poor economic conditions in a number of markets. The Company was pleased that export sales were maintained at the previous year's levels despite these challenges and given world economic circumstances.

Sales to OEM's in Australia were impacted by the decline in demand due to the general cutbacks in the mining industry.

Products

ARB regards product development as essential and it is a key element in maintaining the Company's long-term competitive advantage. Expenditure on R&D was increased over the period and new products are regularly being released to ARB's markets worldwide.

The 2012/13 year was a year in which new vehicle releases continued. These provided opportunities for ARB and the Company's R&D department is actively developing both aftermarket and OEM products for customers in Australia and in export markets. ARB's engineers are also continuing to work on a number of long-term product development projects which should result in product releases over the 2013/14 year.

Manufacturing and Warehousing

In December 2012 the Company completed the construction of an additional new factory and warehouse of 17,500 square metres in Rayong, Thailand. The increased factory space will provide the Company with the ability to supply more manufactured product to ARB's customers as demand requires over the next few years.

The warehouse component of this facility is already reducing distribution costs and improving supply times to Company owned and customer warehouses around the world.

Financial

ARB strengthened its balance sheet during the period and had a net cash balance of \$43.8 million at the 30th June 2013. This compares with a net cash balance of \$33.2 million at the 30th June 2012.

The Company's strong financial position ensures that ARB can react quickly to appropriate opportunities, such as further earnings accretive capital projects or suitable acquisitions.

Exchange rates have fluctuated significantly over the year. The Company has some natural hedges through its operations in Australia, USA and Thailand and also through its purchasing and selling arrangements. However, changes in exchange rates affect costs in different geographic markets and management believes that more stable currency markets generally create a better business environment for the Company over the longer term.

THE FUTURE

The Company's growth in 2012/13 was achieved in the face of challenging global market conditions and the current economic environment, both locally and overseas, remains challenging. However, the outlook for the Company remains positive and the Board is optimistic about the future. A first quarter trading update will be provided to shareholders at the AGM in October 2013.

ARB's main strategies continue to be focused on achieving the best outcomes possible in the environment in which it operates. Rapidly changing exchange rates, reduced Australian mining industry spending, the recent decline in consumer confidence in Australia and on-going weak economies in a number of export customer countries all add to short term uncertainty.

However, with strong brands around the world, very capable senior management and staff, a strong balance sheet and growth strategies in place, ARB is well positioned to continue on-going success despite the various challenges.



Roger Brown
Chairman
21st August 2013

Corporate Governance Statement
For the Year Ended 30 June 2013

The Board of ARB Corporation Limited ("ARB" or the "Company") is committed to high standards of corporate governance and supports the principles of good corporate governance and best practice recommendations as published in the second edition Corporate Governance Guidelines of the ASX Corporate Governance Council in August 2007 and revised subsequently.

ASX Listing Rule 4.10 requires ARB to disclose the extent to which it has followed these best practice recommendations. This statement outlines the key corporate governance practices of ARB, as they relate to the recommendations of the ASX Corporate Governance Council.

The Board recognises that some practices are more relevant to larger companies. The Board has adopted those practices that it believes will maximise long term shareholder value given ARB's specific circumstances.

1. The Roles of the Board and Management

The Board of Directors is responsible for increasing shareholder value through leadership and direction of the Company. Matters reserved for the Board include:

- setting the strategic direction of the Company;
- appointing and reviewing the performance of the Managing Director;
- setting objectives for which the Managing Director is responsible;
- approving major investment decisions and financial budgets;
- monitoring financial and operating performance;
- determining capital, funding and dividend policies;
- planning Board and management succession;
- defining the limits to management's responsibilities;
- ensuring the Company complies with the law and conforms to the highest standards of financial and ethical behaviour.

Board Meetings are held regularly and the Board meets on other occasions to deal with matters that require attention between scheduled meetings.

The responsibility for the operation and administration of the economic entity is delegated by the Board to the Managing Director, the Executive Directors and the Departmental Executives.

The Board of ARB and senior management monitor the performance of all Divisions through the preparation of weekly management reports and monthly management accounts.

The weekly management reports are circulated to all Board members to ensure that they are aware of key developments within the Company and in the industry and environment in which it operates.

The monthly management accounts are prepared using accrual accounting techniques and report each Division's results. These monthly management accounts are compared by management with monthly targets. Each Division has key performance indicators and reports to the Board monthly.

The monitoring of ARB's performance by the Board and management assists in identifying the areas where additional attention is required.

The Executive Directors evaluate the performance of the senior management team on an informal basis throughout the year and on a formal basis once per year.

2. The Structure of the Board

The composition of the Board is determined in accordance with ARB's constitution and the ASX Listing Rules.

The Board regards a Director as independent if he or she is free from any material interest in, or other material relationship with, the Company, other than as a Director, which could reasonably be perceived to materially interfere with the Director's ability to exercise independent judgement with respect to the matter being considered. Independence and materiality are considered by the Board in the context of all of the relevant circumstances.

The Board presently comprises three Executive Directors and three independent Non-executive Directors. The Board believes that, at present, this structure combines the skills, experience and efficiency of operation best suited to governing the Company.

The Executive Chairman has undertaken this role since the company listed on the ASX in 1987. The Board acknowledges the recommendation of the ASX Corporate Governance Council that the Chairman be a Non-executive Director. However, the Board believes that the wealth of knowledge and expertise of the current Chairman and his interest in the Company as a substantial shareholder, make it appropriate for him to be the Chairman.

For the same reasons, the Board does not comprise a majority of independent Directors. The Board believes that all of its Directors exercise due care and skill with respect to the matters which they consider and bring objective judgement to bear in decision making.

Corporate Governance Statement (continued)
For the Year Ended 30 June 2013

Committees

The Board of Directors, as part of its responsibility to oversee the strategic direction of the Company, has established guidelines and committees to ensure that its businesses operate ethically and fairly and to ensure that the assets of the Company are properly protected. The committees which the Board has established are as follows:

- Audit Committee
- Risk Management Committee
- Remuneration and Nomination Committee

The Board, through the Remuneration and Nomination Committee, attempts to assess objectively its performance and that of its committees and individual members. The Board regularly undertakes performance reviews on an informal basis.

The requirement for membership of this committee is that the member must be an independent Non-executive Director and able to make a contribution to this decision-making process. The Remuneration and Nomination Committee is composed of the three Non-executive Directors of ARB and is chaired by one of those independent Non-executive Directors.

Appointment of Directors

One of the roles and responsibilities of the Remuneration and Nomination Committee is to recommend to the Board the selection and appointment of suitable Directors to the Company.

The committee considers the size and composition of the Board and the selection and appointment of new Directors as required based upon the existing expertise and experience of the Board and the future requirements of the Company and the desirability of increasing diversity as a means of enhancing shareholder value.

The Board's objective is to achieve the mix of skills and diversity that is best suited to maximising long term shareholder value given the circumstances at any particular time. The Board believes that the Remuneration and Nomination Committee is best placed to assess these requirements rather than using intermediaries.

The conditions relating to a Director's appointment are provided to the Director in writing prior to appointment. All Directors are subject to re-election by rotation in accordance with ARB's constitution. Shareholders are encouraged to participate in the re-election of Directors.

Directors may obtain independent professional advice, at the Company's expense, on matters arising in the course of their Board duties after obtaining the Chairman's approval, which cannot be unreasonably withheld.

The other information with respect to the structure of the Board noted in the Guide to Reporting on Principle 2 has been provided in the Directors' Report as the Board believes this is a more appropriate place at which to disclose such information.

3. Ethical Business Practices

ARB is committed to being a socially responsible corporate citizen, using honest and fair business practices.

The Company does not have a formal Code of Conduct because the Company believes that a more effective means of enhancing investor confidence and actively promoting ethical and responsible decision-making is for the Board and the senior management team to foster, through their own actions, an ethical corporate culture.

Similarly, the Board believes that it has fostered and that the Company and its employees have a governance culture that encourages excellence and ethical business practices to enhance long term shareholder value. This includes the advancement of all employees in an ethical manner as appropriate irrespective of gender, age, ethnicity and cultural background.

Accordingly, the Board has not adopted a formal diversity policy or set measurable objectives based on diversity alone. The Board believes that this is consistent with its objective of generating long term shareholder value in an ethical manner.

The proportion of women employed by the consolidated entity in the following roles are:

Board	0%
Senior Management	27%
Consolidated entity	13%

The Board promotes open and honest disclosure and discussion, together with consideration and respect for the interests of all legitimate stakeholders, at all Board and weekly management meetings.

In addition, the Board and the senior management of the Company regularly consider relevant matters including conflicts of interest, corporate opportunities, business practices, confidentiality, fair dealing, complaints handling, protection and proper use of the Company's assets, compliance with laws and regulations and reporting unlawful and unethical behaviour.

Corporate Governance Statement (continued)

For the Year Ended 30 June 2013

The Board has ultimate responsibility for resolving all matters concerning ethical and responsible decision-making.

These procedures are designed to ensure that the integrity of the Company is maintained and that investor confidence is enhanced.

The Board encourages Non-executive Directors to own shares in the Company to further link their interests with the interests of all shareholders.

The Company is aware of its legal and other obligations to all legitimate stakeholders. The Board believes that appropriate recognition of these interests will enhance shareholder value in the long term.

The Board believes that the shareholders of the Company ultimately assess the performance of the Board, its committees, individual Directors and senior management based on the financial performance of the Company in the context of the commercial, legal and ethical framework within which the Company operates.

Directors' share trading

The Board of Directors has a formal policy for share dealing by Directors. This policy allows for the buying and selling of ARB shares only during the four-week periods following the annual and half yearly results announcements and the annual general meeting, unless approval is obtained from the Chairman to deal in the Company's shares outside these times.

4. Safeguard Integrity

ARB has an Audit Committee with a formal charter. The Audit Committee is composed of the three independent Non-executive Directors of ARB and is chaired by one of those independent Non-executive Directors.

The Board considers that the composition of the present Audit Committee maintains integrity and is most operationally effective for a company of ARB's size and Board composition.

The primary function of the Audit Committee is to recommend to the Board the selection and appointment of the external auditors, based on the audit requirements of the Company and the independence and suitability of the auditors. The Audit Committee also acts as an interface between the Board and the external auditors to:

- ensure that the external auditors who are selected and appointed remain appropriate to the needs of the Company;
- review the independence of the external auditors;
- ensure the rotation of the external audit engagement partners in accordance with regulatory requirements;
- review, with management and the auditors, the Company's periodic statutory accounts and reports;
- review the systems and controls established by management to safeguard the assets of the Company;
- monitor procedures in place aimed at ensuring compliance with the Corporations Act 2001 and the Australian Stock Exchange Listing Rules;
- monitor the effective management of financial and other business risks.

The Audit Committee has reviewed the external auditor's independence and is satisfied that they are not restricted in forming an independent view on the Group's financial report.

The provision of non-audit services by the external auditors to the Group has been restricted by the Board to ensure audit independence.

The other information with respect to safeguarding the integrity of financial reporting noted in Guide to Reporting on Principle 4 has been provided in the Directors' Report.

5. Timely Disclosure of Material Matters

The Company's aim is to ensure timely, balanced and continuous disclosure to the market of all material matters concerning the Company in accordance with the ASX continuous disclosure regime.

The policies and procedures designed to ensure compliance with ASX Listing Rules and Corporations Act 2001 disclosure requirements and to ensure accountability at a senior management level for that compliance are as follows:

- the Company must notify the market, via the ASX continuous disclosure regime, of any price sensitive information;
- the Directors, Company Secretary and the Financial Controller are designated as Disclosure Officers who are responsible for reviewing potential disclosures and deciding what information should be disclosed;
- only a Disclosure Officer may authorise communication with external parties on behalf of the Company thereby safeguarding confidentiality of corporate information;
- the onus is on all Executives to inform a Disclosure Officer of all potential disclosures as soon as they become aware of the information. The senior management team is responsible for ensuring staff understand and comply with this policy;
- ASX and media releases must be approved by a Director who is a Disclosure Officer.

Corporate Governance Statement (continued)
For the Year Ended 30 June 2013

6. Rights of Shareholders

The shareholders of ARB are responsible for voting on the election of Directors at the Annual General Meeting in accordance with the Company's constitution.

The Annual General Meeting also provides shareholders with the opportunity to express their views on matters concerning the Company and to vote on other items of business for resolution by shareholders. ARB's policy is to encourage effective shareholder participation at general meetings.

ARB requests that a senior partner of the firm of auditors attends the Annual General Meeting and be available to answer shareholder questions about the conduct of the audit and the preparation and content of the auditor's report.

ARB has a policy of effective communication with shareholders through:

- the Annual Report which is distributed to all shareholders;
- disclosures made to the ASX;
- letters to shareholders after half year and full year results announcements;
- notices and explanatory memoranda in relation to resolutions to be put to a vote;
- AGMs at which shareholders are given an opportunity to participate.

7. Risk Management

The Board has established a Risk Management Committee to oversee the management of business risks and internal control. This is a management committee composed of the Executive Directors and the Financial Controller.

The Risk Management Committee identifies, assesses, monitors and manages business risks and internal control procedures by considering such matters as part of the regular weekly meetings of the senior management team of the Company.

Minutes of every management meeting are circulated to the Board which has the ultimate responsibility of ensuring that the risk mitigation actions recommended at these meetings are implemented.

The Board has received the declaration from the Managing Director and the Financial Controller in accordance with section 295A of the Corporations Act.

8. Fair and Responsible Remuneration

ARB has established a Remuneration and Nomination Committee. The Remuneration and Nomination Committee is composed of three independent Non-executive members of the Board. The Chairman of the Committee is appointed by the Board.

The primary function of the Remuneration and Nomination Committee is to review senior executive remuneration structures, review senior management succession plans and monitor Directors' remuneration levels.

The Committee may engage appropriately qualified consultants to provide it with advice and recommendations.

The independent Non-executive Directors are remunerated by way of fees and statutory superannuation.

Additional information with respect to remuneration noted in Guide to Reporting on Principle 8 has been provided in the Directors' report.

Directors' Report

The Directors present their report together with the financial report of the consolidated entity of ARB Corporation Limited, being the Company and its controlled entities, for the financial year ended 30 June 2013 and the auditor's report thereon. This financial report has been prepared in accordance with Australian Accounting Standards.

Principal Activities

The principal activities of the consolidated entity during the course of the financial year remained unchanged and were the design, manufacture, distribution and sale of motor vehicle accessories and light metal engineering works.

Results

The consolidated profit for the year attributable to the members of the Company after income tax expense was \$42,358,000 (2012: \$38,499,000).

Review of Operations

A review of the consolidated entities operations is included in the Chairman's Statement on pages 3 to 5.

Significant Changes in the State of Affairs

During the period, the Company continued to engage in its principal activity, the results of which are disclosed in the attached financial statements.

After Balance Date Events

No matters or circumstances have arisen since the end of the financial year that have significantly affected or may significantly affect the operations of the consolidated entity, the results of those operations, or the state of affairs of the consolidated entity in future financial years.

Likely Developments

The Company will continue to pursue its operating and financial strategies to create shareholder value. Further information is included in the Chairman's statement.

Environmental Regulation

The consolidated entity's operations are not subject to any significant Commonwealth or State environmental regulations or laws.

Dividend Paid, Recommended and Declared

Dividends paid or proposed by the Company since the end of the previous financial year were:

In respect of the prior financial year:	\$'000s
- A final fully franked ordinary dividend of 14 cents per share was recommended by the Directors in the June 2012 Financial Report and subsequently paid on 19 October 2012	<u>10,147</u>
In respect of the current financial year:	
- An interim dividend of 12.5 cents per share fully franked was paid on 19 April 2013	9,060
- The final dividend proposed by the Directors of the Company to be paid on 18 October 2013 is a fully franked dividend of 15.5 cents per share	<u>11,235</u>
Total dividends in respect of the year ended 30 June 2013	<u>20,295</u>

The final dividend proposed by the Directors of the Company has not been provided for in the Consolidated Statement of Financial Position as at 30 June 2013.

Directors' Report (continued)

Information on Directors and Company Secretary

The qualifications, experience and special responsibilities of each person who has been a Director of ARB Corporation Limited at any time during or since the end of the financial year are provided below, together with details of the Company Secretary as at the year end.

NAME & QUALIFICATIONS	AGE	EXPERIENCE AND SPECIAL RESPONSIBILITIES
Mr. Roger G Brown B.E., M.B.A. Executive Chairman	62	Wide range of experience within the automotive industry in Australia and overseas. Executive Chairman of ARB Corporation Limited since 1987. Managing Director of ARB Corporation Limited from 1987 to 2012. Member of the Risk Management Committee.
Mr. Andrew H Brown Managing Director	55	Wide range of experience in automotive engineering and marketing. Managing Director of ARB Corporation Limited since 2012. Executive Director of ARB Corporation Limited from 1987 to 2012. Member of the Risk Management Committee.
Mr. John R Forsyth B.E., M.B.A. Executive Director Company Secretary	65	Director of ARB Corporation Limited since 1987. Executive Director of ARB Corporation Limited since 1989. Chairman of the Risk Management Committee. Company Secretary of ARB Corporation Limited since 2004.
Mr. Robert D Fraser B.Ec., LLB (Hons) Non-executive Director	47	Company Director and corporate adviser. Director of Taylor Collison Limited and Non-executive Director of F.F.I. Holdings Limited and Gowing Bros Ltd. Non-executive Director of Crane Group Limited between June 2004 and February 2011 and Symex Holdings Limited between January 2011 and February 2012. Non-executive Director of ARB Corporation Limited since 2004. Chairman of the Audit Committee. Chairman of the Remuneration and Nomination Committee.
Mr. Ernest E Kulmar B Com., FCPA Non-executive Director	70	Business consultant with experience in a range of industries. Non-executive Director of ARB Corporation Limited since 2006. Member of the Remuneration and Nomination Committee and the Audit Committee.
Mr. Andrew P Stott Non-executive Director	56	Wide 4WD industry experience. Managing Director of an importing and distribution company. Non-executive Director of ARB Corporation Limited since 2006. Member of the Remuneration and Nomination Committee and the Audit Committee.

Share Options

No options over unissued shares or interests in the consolidated entity were granted during or since the end of the financial year and there were no options outstanding at the end of the financial year.

Indemnification and Insurance of Directors, Officers and Auditors

The Company has, during the financial year, in respect of any person who is or has been an officer of the Company or a related body corporate:

- paid a premium of \$33,000 in respect of Directors' and Officers' Liability insurance which indemnifies the Directors and Officers of the Company for any claims made against the Directors and Officers of the Company, subject to conditions contained in the insurance policy. Further disclosures required under Section 300(1)(g) of the Corporations Act 2001 are prohibited under the terms of the contract.

No indemnities have been given or insurance premiums paid during or since the end of the financial year, for the auditors of the consolidated entity.

Directors' Report (continued)

Directors' Meetings

The number of meetings of the Board of Directors and of each Board committee held during the financial year and the numbers of Directors', Audit Committee and Remuneration & Nomination Committee meetings attended by each Director were:

	Directors'	Audit Committee	Remuneration & Nomination
Number of meetings held	11	4	2
Mr. Roger G Brown	11		
Mr. Andrew H Brown	11		
Mr. John R Forsyth	11		
Mr. Robert D Fraser	11	4	2
Mr. Ernest E Kulmar	11	4	2
Mr. Andrew P Stott	10	4	2

The Risk Management Committee meetings occur in conjunction with the weekly Management meetings. There were 48 Risk Management meetings during the year. These were attended by the Executive Directors with representation by Mr. R Brown on 43 occasions, Mr A Brown on 42 occasions and Mr J Forsyth on 45 occasions.

In addition to scheduled meetings, the Board has informal discussions on a regular basis to consider relevant issues. It also discusses strategic, operational and risk matters with senior management and undertakes site visits.

Auditor's Independence Declaration

A copy of the Auditor's Independence Declaration as required under section 307C of the Corporations Act 2001 in relation to the audit for the financial year is provided with this report.

Non-Audit Services

Non-audit services are approved by resolution of the Audit Committee and approval is provided in writing to the Board of Directors. Non-audit services provided by the auditors of the consolidated entity during the year, Pitcher Partners, are detailed below. The Directors are satisfied that the provision of the non-audit services during the year by the auditor is compatible with the general standard of independence for auditors imposed by the Corporations Act 2001.

	2013 (\$'000s)	2012 (\$'000s)
Amounts paid or payable to an auditor for non-audit services provided during the year by the auditor to any entity that is part of the consolidated entity for:		
Taxation services	32	24
Other compliance and advisory services	12	2

Directors' Interests and Contracts

As at the date of this report, the ordinary shares of ARB Corporation Limited held by each Director, either directly or indirectly were:

Roger G. Brown (Executive)	8,150,994 (a)
Andrew H. Brown (Executive)	8,150,994 (a)
John R. Forsyth (Executive)	2,214,667
Robert D. Fraser	25,077
Ernest E. Kulmar	15,888

(a) Common to each Director are shares held in associated entities of Rogand Unit Trust, a trust that holds 8,107,387 ordinary shares and Rogand Superannuation Fund that holds 25,729 ordinary shares. Each Director also holds 8,939 shares directly.

Since the end of the previous financial year no Director of the Company, other than as disclosed in Note 26, has received or become entitled to receive any benefit (other than a benefit included in the aggregate amount of remuneration received or due and receivable by Directors shown in the consolidated financial report) because of a contract made by the Company, its controlled entities or a related body corporate with a Director or with a firm of which a Director is a member, or with an entity in which the Director has a substantial interest.

Proceedings on Behalf of the Consolidated Entity

No person has applied for leave of Court to bring proceedings on behalf of the consolidated entity.

Directors' Report (continued)

Remuneration Report

Remuneration Policies

The Board's policy for determining the nature and amount of remuneration of key management personnel is agreed by the Board of Directors as a whole based on the recommendations of the Remuneration and Nomination Committee. The Board obtains professional advice where necessary to ensure that the Company attracts and retains talented and motivated key management personnel who can enhance Company performance through their contributions and leadership.

For Executive Directors and key management personnel, the Company provides a remuneration package that incorporates both cash-based and non cash-based remuneration. The contracts for service between the Company and specified key management personnel are on a continuing basis, the terms of which are not expected to change in the immediate future. The remuneration policy is not directly related to Company performance. The Board considers a remuneration policy based on short-term returns may not be beneficial to the long-term creation of wealth by the Company for shareholders.

The Company determines the amount of remuneration for Directors by resolution.

Details of the nature and amount of each major element of the emoluments of each Director of the Company and each of the key management personnel of the Company and the consolidated entity for the financial year are:

	Salary & Fees \$	Non-cash Benefits \$	Super contributions \$	Total \$
2013				
Directors				
Roger G. Brown (Executive)	282,886	28,035	25,000	335,921
Andrew H. Brown (Executive)	290,762	28,035	25,000	343,797
John R. Forsyth (Executive)	282,886	28,035	25,000	335,921
Robert D. Fraser	72,809	-	6,553	79,362
Ernest E. Kulmar	60,983	-	5,488	66,471
Andrew P. Stott	49,543	-	4,459	54,002
Total	1,039,869	84,105	91,500	1,215,474
2012				
Directors				
Roger G. Brown (Executive)	279,188	26,600	25,127	330,915
Andrew H. Brown (Executive)	279,188	26,600	25,127	330,915
John R. Forsyth (Executive)	279,188	26,600	25,127	330,915
Robert D. Fraser	70,184	-	6,316	76,500
Ernest E. Kulmar	58,785	-	5,291	64,076
Andrew P. Stott	47,756	-	4,298	52,054
Total	1,014,289	79,800	91,286	1,185,375

The Directors do not receive any short term or long term incentive arrangements.

Key Management Personnel

'Key Management Personnel' are those persons having authority and responsibility for planning, directing and controlling the activities of the consolidated entity, directly or indirectly, including any Director (whether executive or otherwise) of that entity. Being a working Board, strategic direction and decision making is exercised by the Directors.

Rounding of Amounts

The amounts contained in the Directors' report and in the financial report have been rounded to the nearest \$1,000 (where rounding is applicable) under the option available to the Company under ASIC Class Order CO 98/0100. The Company is an entity to which the class order applies.

Signed in accordance with a resolution of the Directors.



R.G. Brown
 Director



J.R. Forsyth
 Director

Melbourne, 21 August, 2013

AUDITOR'S INDEPENDENCE DECLARATION

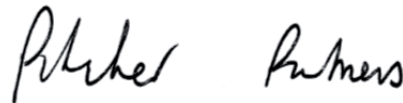
To the Directors of ARB Corporation Limited

In relation to the independent audit for the year ended 30 June 2013, to the best of my knowledge and belief there have been:

- (i) No contraventions of the auditor independence requirements of the *Corporations Act 2001*; and
- (ii) No contraventions of any applicable code of professional conduct.



A R FITZPATRICK
Partner
21 August 2013



PITCHER PARTNERS
Melbourne

Consolidated Income Statement
 For the Year Ended 30 June 2013

		CONSOLIDATED	
	Note	JUN 2013 (\$'000s)	JUN 2012 (\$'000s)
Sales revenue		291,510	268,718
Other revenue		<u>2,999</u>	3,125
Total revenue	3	294,509	271,843
Materials and consumables used		(132,008)	(125,228)
Employee expenses		(65,029)	(57,728)
Depreciation and amortisation expense		(6,449)	(6,363)
Advertising expense	4	(4,754)	(4,488)
Distribution expense		(7,694)	(6,953)
Occupancy costs		(9,993)	(8,811)
Other expenses		<u>(10,617)</u>	<u>(9,484)</u>
Profit before income tax expense		57,965	52,788
Income tax expense	5	<u>(15,607)</u>	<u>(14,289)</u>
Profit attributable to members of the parent entity		<u>42,358</u>	38,499
Basic and Diluted Earnings per share (cents)	22	<u>58.44</u>	53.12

The Consolidated Income Statement is to be read in conjunction with the Notes to the Financial Statements set out on pages 20 to 39.

Consolidated Statement of Comprehensive Income
 For the Year Ended 30 June 2013

		CONSOLIDATED	
	Note	JUN 2013 (\$'000s)	JUN 2012 (\$'000s)
Profit attributable to members of the parent entity		42,358	38,499
Other comprehensive income			
Items that may be reclassified subsequently to Profit/(Loss)			
Movement in fair value of cash flow hedges, net of tax	16	47	(70)
Exchange differences on translation of foreign operations, net of tax	16	3,169	868
Other comprehensive income for the year		3,216	798
Total comprehensive income for the year attributable to members of the parent entity		45,574	39,297

The Consolidated Statement of Comprehensive Income is to be read in conjunction with the Notes to the Financial Statements set out on pages 20 to 39.

Consolidated Statement of Financial Position
 As at 30 June 2013

	Note	CONSOLIDATED JUN 2013 (\$'000s)	JUN 2012 (\$'000s)
CURRENT ASSETS			
Cash and cash equivalents	18	43,764	33,234
Receivables	7	37,010	36,979
Inventories	8	58,728	50,870
Other assets	9	366	384
Total current assets		139,868	121,467
NON-CURRENT ASSETS			
Property, plant and equipment	10	63,156	52,596
Deferred tax assets	5	2,780	2,748
Intangible assets	11	13,247	11,297
Total non-current assets		79,183	66,641
Total assets		219,051	188,108
CURRENT LIABILITIES			
Payables	12	28,222	25,179
Other financial liabilities	13	23	70
Current tax liabilities	5	3,833	3,343
Provisions	14	8,738	7,730
Total current liabilities		40,816	36,322
NON-CURRENT LIABILITIES			
Provisions	14	692	610
Total non-current liabilities		692	610
Total liabilities		41,508	36,932
Net assets		177,543	151,176
EQUITY			
Contributed equity	15	46,618	46,618
Reserves	16	3,878	662
Retained profits	16	127,047	103,896
Total equity		177,543	151,176

The Consolidated Statement of Financial Position is to be read in conjunction with the Notes to the Financial Statements set out on pages 20 to 39.

Consolidated Statement of Changes in Equity
 For the Year Ended 30 June 2013

Consolidated Entity	Contributed equity (\$'000s)	Reserves (\$'000s)	Retained earnings (\$'000s)	Total equity (\$'000s)
Balance as at 1 July 2012	46,618	662	103,896	151,176
Profit for the year	-	-	42,358	42,358
Movement in fair value of cash flow hedges, net of tax	-	47	-	47
Exchange differences on translation of foreign operations, net of tax	-	3,169	-	3,169
Total comprehensive income for the year	-	3,216	42,358	45,574
Transactions with owners in their capacity as owners:				
Dividends paid	-	-	(19,207)	(19,207)
Total transactions with owners in their capacity as owners	-	-	(19,207)	(19,207)
Balance as at 30 June 2013	46,618	3,878	127,047	177,543
Balance as at 1 July 2011	46,618	(136)	82,793	129,275
Profit for the year	-	-	38,499	38,499
Movement in fair value of cash flow hedges, net of tax	-	(70)	-	(70)
Exchange differences on translation of foreign operations, net of tax	-	868	-	868
Total comprehensive income for the year	-	798	38,499	39,297
Transactions with owners in their capacity as owners:				
Dividends paid	-	-	(17,396)	(17,396)
Total transactions with owners in their capacity as owners	-	-	(17,396)	(17,396)
Balance as at 30 June 2012	46,618	662	103,896	151,176

The Consolidated Statement of Changes in Equity is to be read in conjunction with the Notes to the Financial Statements set out on pages 20 to 39.

Consolidated Statement of Cash Flows
 For the Year Ended 30 June 2013

		CONSOLIDATED	
	Note	JUN 2013 (\$'000s)	JUN 2012 (\$'000s)
Cash Flows From Operating Activities			
Receipts from customers		316,436	286,844
Payments to suppliers and employees		(256,649)	(241,045)
Interest received		1,168	1,481
Income tax paid		(15,149)	(16,135)
Other income received		<u>1,367</u>	<u>1,434</u>
Net cash provided by Operating activities	18	47,173	32,579
Cash Flows From Investing Activities			
Payments for property, plant and equipment		(15,003)	(11,837)
Payments for research & development		(1,685)	(1,069)
Payments for investments & goodwill	19	(1,291)	-
Proceeds from sales of property, plant & equipment		<u>383</u>	<u>805</u>
Net cash used in Investing activities		(17,596)	(12,101)
Cash Flows From Financing Activities			
Dividends paid		<u>(19,207)</u>	<u>(17,396)</u>
Net cash used in Financing activities		(19,207)	(17,396)
Foreign exchange differences		<u>160</u>	<u>(543)</u>
Net increase in cash held		10,530	2,539
Cash at the beginning of the financial year		<u>33,234</u>	30,695
Cash at the end of the financial year	18	<u>43,764</u>	<u>33,234</u>

The Consolidated Statement of Cash Flows is to be read in conjunction with the Notes to the Financial Statements set out on pages 20 to 39.

Notes to the Financial Statements
For the Year Ended 30 June 2013

NOTE CONTENTS

1	Statement of significant accounting policies
2	Financial risk management
3	Revenues from continuing operations
4	Profit from continuing operations
5	Income tax
6	Dividends
7	Receivables
8	Inventories
9	Other assets
10	Property, plant and equipment
11	Intangible assets
12	Payables
13	Other financial liabilities
14	Provisions
15	Contributed equity
16	Reserves and retained earnings
17	Parent entity information
18	Cash flow information
19	Business combinations
20	Commitments and contingencies
21	Financing arrangements
22	Earnings per share
23	Auditors' remuneration
24	Controlled entities
25	Directors and executives
26	Related party transactions
27	Segment information
28	Subsequent events

For personal use only

Notes to the Financial Statements
For the Year Ended 30 June 2013

1. Statement of significant accounting policies

The following is a summary of significant accounting policies adopted by the consolidated entity ("the Group") in the preparation and presentation of the financial report. The accounting policies have been consistently applied, unless otherwise stated.

(a) Basis of preparation of the financial report

This financial report is a general purpose financial report that has been prepared in accordance with Australian Accounting Standards, Interpretations and other authoritative pronouncements of the Australian Accounting Standards Board and the Corporations Act 2001. The consolidated entity is a for-profit entity for the purpose of preparing the financial statements.

The financial report covers ARB Corporation Limited and its controlled entities as a consolidated entity. ARB Corporation Limited is a company limited by shares, incorporated and domiciled in Australia.

The financial report was authorised for issue by the Directors as at the date of the Directors' report.

Compliance with IFRS

The consolidated financial statements of ARB Corporation Limited also comply with the International Financial Reporting Standards (IFRS) as issued by the International Accounting Standards Board (IASB).

Historical Cost Convention

The financial report has been prepared under the historical cost convention, as modified by revaluations to fair value for certain classes of assets as described in the accounting policies.

(b) Going concern

The financial report has been prepared on a going concern basis.

(c) Principles of consolidation

The consolidated financial statements are those of the consolidated entity, comprising the financial statements of all entities. ARB Corporation Limited has the power to control the financial and operating policies so as to obtain benefits from the activities of its subsidiaries. Details of the controlled entities are contained in Note 24.

The financial statements of subsidiaries are prepared for the same reporting period as the parent entity, using consistent accounting policies. Adjustments are made to bring into line any dissimilar accounting policies.

All inter-company balances and transactions, including any unrealised profits or losses have been eliminated on consolidation. Subsidiaries are fully consolidated from the date on which control is established.

(d) Revenue recognition

Revenue from the sale of goods is recognised when the significant risks and rewards of ownership of the goods have passed to the buyer and the costs incurred or to be incurred in respect of the transaction can be measured reliably. Risks and rewards of ownership are considered passed to the buyer at transfer of ownership of the goods to the customer.

Revenue from rendering services to customers is recognised upon delivery of the service to the customer.

Interest revenue is recognised when it becomes receivable on a proportional basis taking into account the interest rates applicable to the financial assets.

(e) Cash and cash equivalents

Cash and cash equivalents include cash on hand and at banks, short-term deposits with an original maturity of six months or less held at call with financial institutions, and bank overdrafts.

(f) Inventories

Inventories are measured at the lower of cost and net realisable value. Costs incurred in bringing each product to its present location and condition are accounted for as follows:

- Raw materials and consumables: purchase cost on a first-in-first-out basis;
- Finished goods and work in progress: cost of direct material and labour and a proportion of manufacturing overheads based on normal operating capacity.

Notes to the Financial Statements (continued)
For the Year Ended 30 June 2013

1. Statement of significant accounting policies (continued)

(g) Property, plant and equipment

Cost and valuation

Freehold land and buildings are shown at cost less accumulated depreciation for buildings and accumulated impairment losses.

All other classes of property, plant and equipment are stated at cost less depreciation and accumulated impairment losses.

Depreciation

Land is not depreciated. The depreciable amounts of all other fixed assets are depreciated over their estimated useful lives commencing from the time the asset is held ready for use.

The useful lives for each class of assets are:

	<u>2013</u>	<u>2012</u>
- Buildings:	40 years	40 years
- Plant and equipment:	3 to 10 years	3 to 10 years

(h) Leases

Leases are classified at their inception as either operating or finance leases based on the economic substance of the agreement so as to reflect the risks and benefits incidental to ownership.

Operating Leases

Lease payments for operating leases, where substantially all of the risks and benefits remain with the lessor, are charged as expenses in the period in which they are incurred.

(i) Business combinations

A business combination is a transaction or other event in which an acquirer obtains control of one or more businesses and results in the consolidation of the assets and liabilities acquired. Business combinations are accounted for by applying the acquisition method.

The consideration transferred is determined as the aggregate of fair values of assets given, equity issued and liabilities assumed in exchange for control. Deferred consideration payable is discounted to present value using the Group's incremental borrowing rate.

Goodwill is recognised initially at the excess over the aggregate of the consideration transferred, the fair value of the non-controlling interest, and the acquisition date fair value of the acquirer's previously held equity interest (in case of step acquisition), less the fair value of the identifiable assets acquired and liabilities assumed.

Acquisition related costs are expensed as incurred.

(j) Intangibles

Goodwill

Goodwill is initially measured as described in Note 1 (i).

Goodwill is not amortised but is tested annually for impairment, or more frequently if events or changes in circumstances indicate that it might be impaired. Goodwill is carried at cost less accumulated impairment losses.

Research and Development

Expenditure on research activities is recognised as an expense when incurred.

Expenditure on motor vehicle accessories design and development activities is capitalised only when technical feasibility studies identify that the project will deliver future economic benefits and these benefits can be measured reliably. Capitalised development expenditure is stated at cost less accumulated amortisation. Amortisation is calculated using a straight-line method to allocate the cost of the intangible asset over its estimated useful lives, which range from 3 to 5 years. Amortisation commences when the intangible asset is available for use.

Other development expenditure is recognised as an expense when incurred.

Distribution Rights

The distribution rights were recorded at fair value on acquisition.

Amortisation is calculated using a straight-line method to allocate the cost over the period of the distribution rights.

Notes to the Financial Statements (continued)
For the Year Ended 30 June 2013

1. Statement of significant accounting policies (continued)

(k) Impairment

Assets with an indefinite useful life are not amortised but are tested annually for impairment in accordance with AASB 136. Assets subject to annual depreciation or amortisation are reviewed for impairment whenever events or circumstances arise that indicate that the carrying amount of the asset may be impaired.

An impairment loss is recognised where the carrying amount of the asset exceeds its recoverable amount. The recoverable amount of an asset is defined as the higher of its fair value less costs to sell and value in use.

(l) Taxes

Current income tax expense or revenue is the tax payable on the current period's taxable income based on the applicable income tax rate adjusted by changes in deferred tax assets and liabilities.

Deferred tax assets and liabilities are recognised for temporary differences at the applicable tax rates when the assets are expected to be recovered or liabilities are settled. No deferred tax asset or liability is recognised in relation to temporary differences if they arose in a transaction, other than a business combination, that at the time of the transaction did not affect either accounting profit or taxable profit or loss.

Deferred tax assets are recognised for deductible temporary differences and unused tax losses only when it is probable that future taxable amounts will be available to utilise those temporary differences and losses.

Current and deferred tax balances attributable to amounts recognised directly in equity are also recognised directly in equity.

Tax Consolidation

The parent entity and its controlled Australian entities have formed an income tax consolidated group under the tax consolidation legislation. The parent entity is responsible for recognising the current tax liabilities and deferred tax assets arising in respect of tax losses, for the tax consolidated group. The tax consolidated group has also entered into a tax funding agreement whereby each company in the group contributes to the income tax payable in proportion to their contribution to the net profit before tax of the tax consolidated group.

(m) Employee benefits

Liabilities arising in respect of wages and salaries, annual leave and any other employee benefits expected to be settled within twelve months of the reporting date are measured at their nominal amounts based on remuneration rates which are expected to be paid when the liability is settled. All other employee benefit liabilities are measured at the present value of the estimated future cash outflow to be made in respect of services provided by employees up to the reporting date.

(n) Financial instruments

Loans and Receivables

Loans and receivables are measured at fair value at inception and subsequently at amortised cost using the effective interest rate method.

Financial Liabilities

Financial liabilities include trade payables, other creditors and loans from third parties.

Hedge Accounting

Certain derivatives are designated as hedging instruments and are classified as cash flow hedges.

At the inception of each hedging transaction the Group documents the relationship between the hedging instruments and hedged items, its risk management objective and its strategy for undertaking the hedge transaction. The Group also documents its assessment, both at hedge inception and on an ongoing basis, of whether the derivatives that are used in hedging transactions have been and will continue to be highly effective in offsetting changes in cash flows of hedged items.

Cash flow hedge

To qualify as a cash flow hedge the underlying transactions generating the cash flows must be highly probable.

Changes in the fair value of derivatives that are designated and qualify as cash flow hedges are recognised in equity in the cash flow hedging reserve. The gain or loss is released to profit or loss in the same period when the forecast transactions occur, thereby mitigating any exchange fluctuations that would have transpired in the absence of the hedge.

Notes to the Financial Statements (continued)
For the Year Ended 30 June 2013

1. Statement of significant accounting policies (continued)

(o) Foreign currency

Functional and presentation currency

The financial statements of each Group entity are measured using its functional currency, which is the currency of the primary economic environment in which that entity operates. The consolidated financial statements are presented in Australian dollars which is the parent entity's functional and presentation currency.

Transactions and balances

Transactions in foreign currencies of entities within the consolidated entity are translated into functional currency at the rate of exchange ruling at the date of the transaction.

Foreign currency monetary items that are outstanding at the reporting date (other than monetary items arising under foreign currency contracts where the exchange rate for that monetary item is fixed in the contract) are translated using the spot rate at the end of the financial year.

Except for certain foreign currency hedges, all resulting exchange differences arising on settlement or re-statement are recognised as revenues and expenses for the financial year.

Entities that have a functional currency different to the presentation currency are translated as follows:

- Assets and liabilities are translated at year end exchange rates prevailing at that reporting date;
- Income and expenses are translated at actual exchange rates or average exchange rates for the period, where appropriate; and
- All resulting exchange differences are recognised as a separate component of equity.

(p) Goods and services tax (GST)

Revenues, expenses and assets are recognised net of the amount of GST, except where the amount of GST incurred is not recoverable from the Tax Office. In these circumstances the GST is recognised as part of the cost of acquisition of the asset or as part of an item of the expense. Receivables and payables in the Consolidated Statement of Financial Position are shown inclusive of GST.

Cash flows are presented in the Consolidated Statement of Cash Flows on a gross basis, except for the GST component of investing and financing activities, which are disclosed as operating cash flows.

(q) Comparatives

Where necessary, comparative information has been reclassified and repositioned for consistency with current year disclosures.

(r) Rounding amounts

The Group is of a kind referred to in ASIC Class Order CO 98/0100 and in accordance with that Class Order, amounts in the financial statements have been rounded off to the nearest thousand dollars, or in certain cases, to the nearest dollar.

(s) New accounting standards and interpretations

A number of accounting standards and interpretations have been issued at the reporting date but are not yet effective and have not yet been adopted for the annual reporting period ended 30 June 2013. These are as follows:

AASB 10 *Consolidated Financial Statements*, replaces all of the guidance on control and consolidation in AASB 127 *Consolidated and Separate Financial Statements*, and Interpretation 12 *Consolidation - Special Purpose Entities*. The core principle that a consolidated entity presents a parent and its subsidiaries as if they are a single economic entity remains unchanged, as do the mechanics of consolidation.

AASB 11 *Joint Arrangements*, introduces a principles-based approach to accounting for joint arrangements. The focus is no longer on the legal structure of joint arrangements, but rather on how rights and obligations are shared by the parties to the joint arrangement. Based on the assessment of rights and obligations, a joint arrangement will be classified as either a joint operation or joint venture. Joint ventures are accounted for using the equity method, and the choice to proportionately consolidate will no longer be permitted. Parties to a joint operation will account for their share of revenues, expenses, assets and liabilities in much the same way as under the previous standard. AASB 11 also provides guidance for parties that participate in joint arrangements but do not share joint control.

AASB 12 sets new minimum disclosures requirements for entities reporting under the two new standards, AASB 10 and AASB 11, and replaces the disclosure requirements currently found in AASB 127 and AASB 128. Application of this standard will affect the type of information disclosed in relation to the consolidated entity's investments as the new standard requires extensive new disclosures regarding the nature of risk associated with the entity's interest in other entities and the effect of those interest on its financial position, financial performance and cash flows.

Notes to the Financial Statements (continued)
 For the Year Ended 30 June 2013

1. Statement of significant accounting policies (continued)

(s) New accounting standards and interpretations (continued)

AASB 13 introduces a fair value framework for all fair value measurements in the full suite of accounting standards. This standard explains how to measure fair value and aims to enhance fair value disclosures. The consolidated entity is currently assessing which, if any of its current measurement techniques will have to change as a result of the new standard.

The Group does not expect AASB 10 and AASB 11 to have an impact on its reporting structure. The Group expects minimal additional disclosures with the adoption of AASB 12. There will be minimal impact on the Group disclosures and carrying values with the adoption of AASB 13.

A number of other accounting standards and interpretations have been issued at the reporting date but are not yet effective. The Directors have not yet assessed the impact of these standards or interpretations.

2. Financial risk management

The consolidated entity is exposed to a variety of financial risks comprising:

- (a) Currency risk
- (b) Interest rate risk
- (c) Credit risk
- (d) Liquidity risk
- (e) Fair values

The Board of Directors has overall responsibility for ensuring that the risk mitigation actions recommended by the Risk Management Committee are implemented. The Board's policy with respect to the Group's exposure to financial risks is to seek to minimise potential adverse effects on the financial performance as a result of risks arising from financial instruments.

(a) Currency risk

Derivative financial instruments are used by the Group to hedge exposure to exchange rate risk associated with foreign currency transactions. Transactions for hedging purposes are undertaken without the use of collateral as only reputable institutions with sound financial positions are dealt with.

The Group enters into forward exchange contracts to buy and sell specified amounts of foreign currencies in the future at stipulated exchange rates. The objective in entering the forward exchange contracts is to protect the consolidated entity against unfavourable exchange rate movements for both the contracted and anticipated future sales and purchases undertaken in foreign currencies.

Forward exchange contracts as at 30 June were:

	JUN 2013 A(\$'000s)	JUN 2012 A(\$'000s)	JUN 2013 \$	JUN 2012 \$
Settlement	Sell AUD/Buy EUR		Forward Exchange Rate	
Less than 6 months	-	858	-	0.7768
Settlement	Sell AUD/Buy SEK		Forward Exchange Rate	
Less than 6 months	3,324	265	6.1682	6.6943
Settlement	Sell AUD/Buy THB		Forward Exchange Rate	
Less than 6 months	-	2,845	-	31.6302
Settlement	Sell AUD/Buy NZD		Forward Exchange Rate	
Less than 6 months	160	-	1.2518	-

The Group trades in various foreign currencies for both sales and purchases.

The Group purchases some equipment in Euro (EUR). To minimise the risk on the exposure to Euro the Group may take out hedge contracts.

The Group purchases product in Swedish Krona (SEK). To minimise the risk on the exposure to Swedish Krona the Group may take out hedge contracts.

The Group purchases product in Thai Baht (THB). To minimise the risk on the exposure to Thai Baht the Group may take out hedge contracts.

The Group purchases product in New Zealand Dollars (NZD). To minimise the risk on the exposure to New Zealand Dollars the Group may take out hedge contracts.

Notes to the Financial Statements (continued)
 For the Year Ended 30 June 2013

2. Financial risk management (continued)

(a) Currency risk (continued)

There is a net excess of United States Dollars (USD) received over the Group's United States Dollars payments. Accordingly, the Group monitors the foreign currency exchange rates and may take out hedge contracts to stabilise the Group's sale of United States Dollars.

If the Group considers its exposure in a foreign currency to be significant it will consider the use of hedging contracts.

Sensitivity

No reasonable movement in the Australian dollar (AUD) rates used to determine the fair value of the consolidated entity's financial instruments would result in a significant impact on profit or equity.

(b) Interest rate risk

The Group monitors its cash flow on a daily basis. Borrowings as at the year ended 30 June 2013 were \$nil (2012: \$nil). Finance facilities available and used as at the reporting date are disclosed in Note 21.

The consolidated entity's exposure to interest rate risks and the effective interests of financial assets and liabilities, both recognised and unrecognised at the balance date, are as follows:

	Note	Weighted Average Interest rate	Floating Interest rate (\$'000s)	Fixed interest maturing in:		Non Interest Bearing (\$'000s)	Total (\$'000s)
				1 year or less (\$'000s)	More than 1 year (\$'000s)		
Consolidated Entity							
2013							
<i>Financial assets</i>							
Cash	18	3.25%	43,764	-	-	-	43,764
Receivables	7	-	-	-	-	37,010	37,010
<i>Financial liabilities</i>							
Payables	12	-	-	-	-	28,222	28,222
2012							
<i>Financial assets</i>							
Cash	18	4.79%	33,234	-	-	-	33,234
Receivables	7	-	-	-	-	36,979	36,979
<i>Financial liabilities</i>							
Payables	12	-	-	-	-	25,179	25,179

(c) Credit risk

Credit risk is the risk that one party to a financial instrument will cause a financial loss for the other party by failing to discharge an obligation.

The maximum exposure to credit risk, excluding the value of any collateral or other security, at balance date of recognised financial assets is the carrying amount of those assets, net of any provisions for impairment of those assets, as disclosed in the Consolidated Statement of Financial Position and Notes to the Financial Statements.

Credit risk for derivative financial instruments arises from the potential failure by counterparties to the contract to meet their obligations. The credit risk exposure to forward exchange contracts is the net fair value of these contracts.

The consolidated entity does not have any material credit risk exposure to any single debtor or group of debtors under financial instruments entered into by the consolidated entity.

Concentrations of credit risk

The consolidated entity minimises concentrations of credit risk in relation to trade receivables by undertaking transactions with a large number of customers. The majority of cash holdings are held on deposit with Australian banks.

(d) Liquidity risk

The Group monitors its cashflow on a daily basis to ensure it can meet its obligations associated with financial liabilities.

Maturity analysis

All financial liabilities are due to be settled within the next six months in accordance with their contractual terms.

Notes to the Financial Statements (continued)
 For the Year Ended 30 June 2013

2. Financial risk management (continued)

(e) Fair values

The net fair value of financial assets and financial liabilities approximates their carrying amounts as disclosed in the Consolidated Statement of Financial Position and Notes to the Financial Statements.

The fair values of derivative hedging instruments have been determined based on observable inputs including foreign currency forward exchange rates. Derivative hedging instruments are classified as Level 2 in the fair value measurement hierarchy. All other financial assets and liabilities carrying amounts are a reasonable approximation of fair values as they are short term trade receivables and payables.

	CONSOLIDATED	
	JUN 2013 (\$'000s)	JUN 2012 (\$'000s)
3. Revenues from continuing operations		
Sales Revenue		
Revenue from sale of goods	291,510	268,718
Other revenue:		
- Interest	1,168	1,481
- Net gain on disposal of property, plant and equipment	162	239
- Foreign exchange gains/(losses)	301	(29)
- Other	1,368	1,434
Total other revenues	2,999	3,125
Total Income from Continuing Operations	294,509	271,843

4. Profit from continuing operations

Profit from continuing operations before income tax has been determined after the following specific expenses:

Cost of goods sold	166,921	158,441
Depreciation of non-current assets:		
Buildings	844	693
Plant and equipment	4,579	4,699
	5,423	5,392
Amortisation of non-current assets:		
Research and development capitalised	966	911
Distribution right	60	60
	1,026	971
Total depreciation and amortisation	6,449	6,363
Other expense items:		
- Movement in provisions for impairment of receivables	(20)	5
- Research and development expenditure	2,888	3,002
- Operating lease rentals	5,405	4,733

Notes to the Financial Statements (continued)
 For the Year Ended 30 June 2013

		CONSOLIDATED	
		JUN 2013	JUN 2012
		(\$'000s)	(\$'000s)
5.	Income tax		
(a)	The components of tax expense:		
	Current tax	15,653	14,666
	Deferred tax	(32)	(333)
	Under/(over) provision prior year	(14)	(44)
	Total income tax expense	15,607	14,289
(b)	Income tax expense		
	Prima facie income tax expense at 30% (2012: 30%) on the operating profit	17,389	15,836
	Increase/(decrease) in income tax expense due to:		
	Non tax deductible items	1	2
	Differences in overseas tax rates	(1,778)	(1,412)
	Other	178	17
	Research & development & building allowance deductions	(169)	(110)
	Income tax expense on operating profit	15,621	14,333
	Under/(over) provision prior year	(14)	(44)
	Total income tax expense	15,607	14,289
(c)	Current tax liabilities		
	Movements during the year were as follows:		
	Balance at beginning of year	3,343	4,846
	Income tax paid	(15,149)	(16,135)
	Current income tax liability on operating profit	15,653	14,666
	Under/(over) provision prior year	(14)	(34)
		3,833	3,343
(d)	Deferred tax		
	Deferred tax assets		
	Deferred tax asset comprises the estimated future benefit at applicable income tax rates of the following items:		
	Provisions, accruals and accrued employee benefits	2,870	2,553
	Doubtful debt impairment	538	635
	Inventory write-down	364	365
	Income tax expense on group unrealised profit	776	776
		4,548	4,329
	Deferred tax liabilities		
	Provision for deferred income tax comprises the estimated expenses at applicable income tax rates for the following items:		
	Difference in depreciation and amortisation of property, plant and equipment for accounting and income tax purposes	878	607
	Research & development expenditure capitalised	970	754
	Other income not yet assessable	(80)	220
		1,768	1,581
	Net deferred tax assets	2,780	2,748

Notes to the Financial Statements (continued)
For the Year Ended 30 June 2013

6. Dividends	Note	CONSOLIDATED	
		JUN 2013 (\$'000s)	JUN 2012 (\$'000s)
Dividends recommended or paid by the Company are:			
(i) a final fully franked ordinary dividend of 14 cents per share (2012: 13 cents fully franked) paid on 19 October 2012		10,147	9,423
(ii) an interim fully franked ordinary dividend of 12.5 cents per share (2012: 11 cents fully franked) paid on 19 April 2013		9,060	7,973
(iii) a final fully franked ordinary dividend is proposed of 15.5 cents per share (2012: 14 cents fully franked) to be paid on 18 October 2013	16	19,207	17,396
		11,235	10,147

The dividends paid by the Company were fully franked at the tax rate of 30% (2012: 30%) and the recommended final dividend will be fully franked at the tax rate of 30%.

Dividend franking account

The balance of the franking account at year end that could be distributed as franked dividends using franking credits already in existence or which will arise from the payment of income tax provided for in the financial statements and after deducting franking credits to be used in payment of the above dividends:

Franking Credits (measured on a tax paid basis under Australian Legislation)	40,050	31,319
--	--------	--------

7. Receivables

Current

Trade receivables	37,517	37,073
Other receivables	1,285	2,021
	38,802	39,094
Less: provision for impairment	1,792	2,115
	37,010	36,979

Provision for impairment

Receivables ageing analysis at 30 June is:	CONSOLIDATED		CONSOLIDATED	
	Gross 2013 (\$'000s)	Impairment 2013 (\$'000s)	Gross 2012 (\$'000s)	Impairment 2012 (\$'000s)
Not past due	34,295	(1,100)	34,497	(1,484)
Past due 0 - 30 days	3,073	(64)	2,763	(83)
Past due 31 - 90 days	720	(88)	1,107	(71)
Past due more than 91 days	714	(540)	727	(478)
	38,802	(1,792)	39,094	(2,115)

Trade receivables are non interest bearing with 30 days terms. An impairment loss is recognised when there is objective evidence that an individual trade receivable is impaired. The impairment losses have been included within Other expenses in the Consolidated Income Statement. All trade receivables that are not impaired are expected to be received.

Movements in the provision for impairment were:	CONSOLIDATED	
	JUN 2013 (\$'000s)	JUN 2012 (\$'000s)
Opening balance at 1 July	(2,115)	(2,110)
Charge for the year	20	(5)
Amounts written off	323	8
Foreign exchange translation	(20)	(8)
Closing balance at 30 June	(1,792)	(2,115)

Notes to the Financial Statements (continued)
 For the Year Ended 30 June 2013

		CONSOLIDATED	
		JUN 2013	JUN 2012
		(\$'000s)	(\$'000s)
8.	Inventories		
	Current		
	Raw materials and work in progress, at cost	12,417	11,461
	Finished goods, at cost	36,186	30,737
	Goods in transit, at cost	10,125	8,672
		<u>58,728</u>	<u>50,870</u>
9.	Other assets		
	Current		
	Prepayments	366	384
10.	Property, plant and equipment		
	Land and buildings, at cost	42,313	34,821
	Less: accumulated depreciation	4,704	3,930
		<u>37,609</u>	<u>30,891</u>
	Plant and equipment, at cost	61,810	55,591
	Less: accumulated depreciation	36,263	33,886
		<u>25,547</u>	<u>21,705</u>
	Total property, plant and equipment	<u>63,156</u>	<u>52,596</u>
	Net book value		
		<u>63,156</u>	<u>52,596</u>
(a)	Movements in the carrying amounts		
	Freehold Land and Buildings		
	Balance at the beginning of financial year	30,891	26,683
	Additions	7,000	4,880
	Depreciation	(844)	(693)
	Foreign exchange impact	562	21
	Balance at the end of financial year	<u>37,609</u>	<u>30,891</u>
	Plant & Equipment		
	Balance at the beginning of financial year	21,705	19,491
	Additions	8,003	6,957
	Disposals	(221)	(339)
	Depreciation	(4,579)	(4,699)
	Foreign exchange impact	639	295
	Balance at the end of financial year	<u>25,547</u>	<u>21,705</u>

(b) Property, plant and equipment have been granted as security over bank facilities. Refer to Note 21 for details.

(c) In the year ended June 2011 the Group commenced a three year rotational independent valuation of freehold land and buildings. As at 30 June 2013, all of the 15 properties had been independently valued. The collective valuations were \$45.3 million, compared with their collective carrying value of \$37.6 million.

Notes to the Financial Statements (continued)
 For the Year Ended 30 June 2013

11. Intangible assets	CONSOLIDATED	
	JUN 2013 (\$'000s)	JUN 2012 (\$'000s)
Distribution right, at cost	300	300
Less: accumulated amortisation	285	225
	<u>15</u>	<u>75</u>
Goodwill, at cost	11,491	10,200
Less: accumulated amortisation to 30 June 2004	1,492	1,492
Goodwill	<u>9,999</u>	<u>8,708</u>
Research & development, at cost	12,342	10,656
Less: accumulated amortisation	9,109	8,142
	<u>3,233</u>	<u>2,514</u>
	<u>13,247</u>	<u>11,297</u>

(a) Movements in the carrying amounts

Distribution right

Balance at the beginning of financial year	75	135
Amortisation	(60)	(60)
Balance at the end of financial year	<u>15</u>	<u>75</u>

Goodwill

Balance at the beginning of financial year	8,708	8,708
Additions	1,291	-
Balance at the end of financial year	<u>9,999</u>	<u>8,708</u>

Research & Development

Balance at the beginning of financial year	2,514	2,356
Additions	1,685	1,069
Amortisation	(966)	(911)
Balance at the end of financial year	<u>3,233</u>	<u>2,514</u>

Impairment

Goodwill is allocated to the following cash-generating units. The impairment test for each of these units has been prepared using a value in use calculation with a calculation for year 1 cash flows approved by management and years 2 to 5 projected using the growth rate below. Growth rates are based upon Director's assumptions and consideration of historical averages. The terminal value has been calculated based on an earnings multiple of 5 times.

	Goodwill (\$'000s)	Growth rate	Discount Rate (post tax)	Period of projection
2013				
Thule Car Rack systems	1,748	5.0%	10.0%	5 years
Kingsley Enterprises	3,226	4.5%	10.0%	5 years
ARB Corporation (Australia)	5,025	6.5%	10.0%	5 years
2012				
Thule Car Rack systems	1,748	5.0%	10.0%	5 years
Kingsley Enterprises	3,226	4.5%	10.0%	5 years
ARB Corporation (Australia)	3,734	6.5%	10.0%	5 years

No reasonable change in any of the key assumptions would result in an impairment.

12. Payables	CONSOLIDATED	
	JUN 2013 (\$'000s)	JUN 2012 (\$'000s)
Current		
Trade payables	24,063	17,773
Other payables	4,159	7,406
	<u>28,222</u>	<u>25,179</u>

Notes to the Financial Statements (continued)
 For the Year Ended 30 June 2013

13. Other financial liabilities	CONSOLIDATED	
	JUN 2013 (\$'000s)	JUN 2012 (\$'000s)
Current		
Derivatives that are designated and effective as hedging instruments carried at fair value:		
Forward exchange contracts	23	70

14. Provisions	CONSOLIDATED	
	JUN 2013 (\$'000s)	JUN 2012 (\$'000s)
Current		
Employee benefits	8,738	7,730
Non-current		
Employee benefits	692	610
Total employee benefits	9,430	8,340

15. Contributed equity	CONSOLIDATED	
	JUN 2013 (\$'000s)	JUN 2012 (\$'000s)
Issued and paid up capital		
72,481,302 ordinary shares (2012: 72,481,302)	46,618	46,618
Fully paid ordinary shares carry one vote and carry the right to dividends.		

Movements during the year	CONSOLIDATED		CONSOLIDATED	
	JUN 2013 No. of shares	JUN 2012	JUN 2013 (\$'000s)	JUN 2012 (\$'000s)
Balance at the beginning of the financial year	72,481,302	72,481,302	46,618	46,618
Balance at the end of the financial year	<u>72,481,302</u>	<u>72,481,302</u>	<u>46,618</u>	<u>46,618</u>

Capital Management

When managing capital, the Board monitors, with consideration of the domestic and international economic climates, the Group's debt and liquidity levels. The capital management objective is to maintain the dividend payment ratio, whilst generating cash for future growth. It is the Board's current intention to maintain a dividend payout ratio of between 40% to 60% of Net Profit after Tax, excluding any special dividends.

During 2013 the Company paid dividends of \$19,207,000 (2012: \$17,396,000).

Notes to the Financial Statements (continued)
 For the Year Ended 30 June 2013

16. Reserves and retained earnings	Note	CONSOLIDATED	
		JUN 2013 (\$'000s)	JUN 2012 (\$'000s)
Reserves			
Capital profits		4,090	4,090
Foreign currency translation reserve		(189)	(3,358)
Cash flow hedge		(23)	(70)
		<u>3,878</u>	<u>662</u>
Retained earnings		<u>127,047</u>	<u>103,896</u>
Capital Profits			
Balance at the beginning and end of the financial year		<u>4,090</u>	<u>4,090</u>
Capital profits reserve reflects previously realised profits on sale of capital assets.			
Foreign Currency Translation Reserve			
Balance at the beginning of the financial year		(3,358)	(4,226)
Movement during the year		<u>3,169</u>	<u>868</u>
Balance at the end of the financial year		<u>(189)</u>	<u>(3,358)</u>
Foreign currency translation reserve reflects exchange differences on translation of foreign operations.			
Cash Flow Hedge			
Balance at the beginning of the financial year		(70)	-
Amount recognised in equity		<u>47</u>	<u>(70)</u>
Balance at the end of the financial year		<u>(23)</u>	<u>(70)</u>
Cash flow hedge reserve reflects the difference between the hedge contracts translated at the year end and contractual exchange rates.			
Retained earnings			
Balance at the beginning of the financial year		103,896	82,793
Net profit attributable to members of the parent entity		42,358	38,499
Dividends paid	6	<u>(19,207)</u>	<u>(17,396)</u>
Balance at the end of the financial year		<u>127,047</u>	<u>103,896</u>
17. Parent entity information			
		COMPANY	
		JUN 2013 (\$'000s)	JUN 2012 (\$'000s)
Profit before income tax expense		61,814	54,439
Income tax expense		<u>(14,772)</u>	<u>(13,681)</u>
Profit attributable to members of the parent entity		<u>47,042</u>	<u>40,758</u>
Total comprehensive income for the year attributable to members of the parent entity		<u>47,089</u>	<u>40,847</u>
The Profit before income tax expense includes dividends received from subsidiaries of \$11,634,000 (2012: \$8,290,000) which are eliminated on consolidation.			
Current assets		139,629	115,030
Total assets		<u>214,511</u>	<u>177,532</u>
Current liabilities		40,881	31,396
Total liabilities		<u>41,574</u>	<u>32,007</u>
Net assets		<u>172,937</u>	<u>145,525</u>
Equity			
Contributed equity		46,618	46,618
Capital profits reserve		3,991	3,991
Cash flow hedge reserve		(23)	(70)
Retained profits		<u>122,351</u>	<u>94,985</u>
Total equity		<u>172,937</u>	<u>145,525</u>
Capital expenditure commitments			
Contracted, but not provided for and payable within one year		<u>242</u>	<u>766</u>

Notes to the Financial Statements (continued)
For the Year Ended 30 June 2013

18. Cash flow information	CONSOLIDATED	
	JUN 2013 (\$'000s)	JUN 2012 (\$'000s)
(i) Reconciliation of Cash		
Cash	<u>43,764</u>	33,234
(ii) Reconciliations of the net profit after tax to the net cash flows from operations:		
Net profit	42,358	38,499
Add/(less) items classified as Investing/financing activities: (Profit)/loss on disposal of non-current assets	(162)	(239)
Add/(less) non-cash items		
Depreciation and amortisation	6,449	6,363
Provision for impairment of receivables	(20)	5
Impact of foreign exchange	<u>1,855</u>	798
Net cash provided by operating activities before change in assets and liabilities	50,480	45,426
Change in assets and liabilities		
(Increase)/decrease in inventories	(7,858)	(8,793)
(Increase)/decrease in prepayments	18	(116)
(Increase)/decrease in other receivables	736	(1,137)
(Increase)/decrease in trade receivables	(747)	(4,051)
(Increase)/decrease in deferred tax asset	(32)	(333)
(Decrease)/increase in payables	3,043	1,798
(Decrease)/increase in other financial liabilities	(47)	70
(Decrease)/increase in provisions	1,090	1,218
(Decrease)/increase in income tax payable	<u>490</u>	(1,503)
Net cash flow from operating activities	<u>47,173</u>	32,579
(iii) Credit stand-by arrangements and loan facilities are identified at Note 21.		

19. Business combinations

During the year the consolidated entity purchased two retail stores in Australia: Alice Springs in Northern Territory (July 2012) and Ballarat in Victoria (June 2013).

A summary of these aggregated transactions is:

	\$'000s
Total cost of combination	<u>1,913</u>
Assets and liabilities acquired	Fair value at acquisition \$'000s
Assets and liabilities acquired	
Inventory	530
Plant and equipment	102
Deferred Tax Asset	5
Employee Entitlements	(15)
Net assets acquired	<u>622</u>
Goodwill	<u>1,291</u>

The goodwill on acquisition arises as a result of the reputations, employees and profitability of the businesses.

Goodwill is not deductible for tax purposes.

Contribution since acquisition

For the year ended 30 June 2013 the two retail stores have contributed revenue of \$2,240,000 and a profit after tax of \$259,000 which is included within the consolidated profit for that period.

These acquisitions were for the business assets only and accordingly appropriate accounting records are not available to ascertain what the contribution to revenue and profits would have been if the acquisitions had been at the beginning of the reporting period.

Notes to the Financial Statements (continued)
 For the Year Ended 30 June 2013

20. Commitments and contingencies	CONSOLIDATED	
	JUN 2013	JUN 2012
	(\$'000s)	(\$'000s)
Operating lease commitments		
All operating leases are property leases.		
Minimum lease payments		
Future operating lease rentals of property, not provided for and payable as follows:		
Not later than one year	5,399	4,908
Later than one year but not later than five years	13,435	15,872
Later than five years	1,137	1,905
	<u>19,971</u>	<u>22,685</u>

Capital expenditure commitments		
Contracted, but not provided for and payable within one year	<u>509</u>	<u>4,986</u>

21. Financing arrangements

The consolidated entity has access to the following lines of credit:

Total facilities available:		
Bank overdraft	500	500
Online facility	2,000	2,000
Lease guarantees	255	255
	<u>2,755</u>	<u>2,755</u>

Facilities utilised at balance date:		
Lease guarantees	<u>255</u>	<u>255</u>
	<u>255</u>	<u>255</u>

Facilities not utilised at balance date:		
Bank overdraft	500	500
Online facility	2,000	2,000
	<u>2,500</u>	<u>2,500</u>

Bank overdraft

The bank overdraft is subject to annual review. Following such review, the Bank retains the right at its discretion to review all of the terms and conditions of the facilities including without limitation all facility limits, fees, pricing, security and facility conditions. This facility was unused at 30 June 2013.

Online facility

This facility is used for the clearance of wages and was unused at 30 June 2013.

Security & Conditions

The above facilities are secured by a First Registered Company Charge over all assets and undertakings of the Company and its Australian controlled entities.

22. Earnings per share	CONSOLIDATED	
	JUN 2013	JUN 2012
	cents	cents
Earnings per share	<u>58.44</u>	<u>53.12</u>
Weighted average number of ordinary shares used in the calculation of basic earnings per share	<u>72,481,302</u>	<u>72,481,302</u>

Diluted earnings per share do not differ from basic earnings per share and are therefore not separately disclosed.

Notes to the Financial Statements (continued)
 For the Year Ended 30 June 2013

23. Auditors' remuneration	CONSOLIDATED	
	JUN 2013 (\$'000s)	JUN 2012 (\$'000s)
Remuneration of Pitcher Partners, the auditor of the parent entity for:		
- Auditing or reviewing the financial report	161	173
- Taxation services	32	24
- Other compliance and advisory services	12	2
Auditing or reviewing the financial report of subsidiaries		
- Remuneration of network firms of Pitcher Partners	23	20
- Remuneration of other non-related auditors	26	23
Total auditors' remuneration	254	242

24. Controlled entities

The consolidated financial statements include the financial statements of ARB Corporation Limited and its controlled entities listed below:

	Country of Incorporation	JUN 2013 %	JUN 2012 %
Parent entity			
ARB Corporation Limited	Australia		
Controlled entities			
Air Locker, Inc.	United States of America	100	100
Kingsley Enterprises Pty Ltd	Australia	100	100
Off Road Accessories Ltd	Thailand	100	100
ARB Off Road Ltd	Thailand	100	100

25. Directors and executives

Details of Key Management Personnel

R.G. Brown	Executive Chairman
A.H. Brown	Managing Director
J.R. Forsyth	Executive Director and Company Secretary
R.D. Fraser	Non-executive Director
E.E. Kulmar	Non-executive Director
A.P. Stott	Non-executive Director

Director and executive compensation by category

	JUN 2013	JUN 2012
Short term employment benefits	1,123,974	1,094,089
Post employment benefits	91,500	91,286
	1,215,474	1,185,375

Notes to the Financial Statements (continued)
 For the Year Ended 30 June 2013

26. Related party transactions

Directors

The names of each person holding the position of Director of ARB Corporation Limited during the financial year are R.G. Brown, A.H. Brown, J.R. Forsyth, R.D. Fraser, E.E. Kulmar and A.P. Stott.

Apart from the details disclosed in this note, no Director has entered into a material contract with the Company or the economic entity since the end of the previous financial year and there were no material contracts involving Directors' interests subsisting at year end.

An importing and distribution company of which A.P. Stott is a Director, supplied product to ARB Corporation Limited and Kingsley Enterprises Pty Ltd and was paid a royalty during the year on an arms length basis. The total value of the royalty was \$171,988 (2012: \$183,453). The transactions were not material to the Company or to A.P. Stott personally.

Directors' holdings of shares

The ordinary shares of ARB Corporation Limited held by each Director, either directly or indirectly were:

	JUN 2013	JUN 2012
R.G. Brown (Executive)	8,150,994	9,550,994
A.H. Brown (Executive)	8,150,994	9,550,994
J.R. Forsyth (Executive)	2,214,667	2,814,667
R.D. Fraser	25,077	25,077
E.E. Kulmar	15,888	15,888

Common to each of R.G. Brown and A.H. Brown, are shares held in associated entities of Rogand Unit Trust, a trust that holds 8,107,387 ordinary shares and Rogand Superannuation Fund that holds 25,729 ordinary shares. Each Director also holds 8,939 shares directly.

R.G. Brown is a Director and member of Saharaton Pty Ltd., the holder of 8,939 (2012: 8,939) ordinary shares.

A.H. Brown is a Director and member of Thirty Third Jabot Nominees Pty Ltd., the holder of 8,939 (2012: 8,939) ordinary shares.

J.R. Forsyth, the holder of 9,414 (2012: 9,414) ordinary shares, is a Director and member of Formax Pty Ltd, the holder of 9,414 (2012: 9,414) ordinary shares, Formax Superannuation Pty Ltd, the holder of 192,874 (2012: 792,874) ordinary shares and Formax Pty Ltd (Reparar Account) the holder of 2,002,965 (2012: 2,002,965) ordinary shares.

R.D. Fraser, the holder of 6,191 (2012: 6,191) ordinary shares is a trustee and a member of the Fraser Family Superannuation Fund, the holder of 18,886 (2012: 18,886) ordinary shares.

E.E. Kulmar is a Director of Kulmar Pty Ltd which is the holder of 15,888 (2012:15,888) ordinary shares as trustee of the Kulmar Superannuation Fund of which he is a member.

Controlled entities

Details of interests in the controlled entities, being wholly-owned subsidiary companies, are set out at Note 24. All transactions between the Company and its controlled entities have been eliminated on consolidation.

Ultimate parent entity

The immediate parent entity and ultimate parent entity is ARB Corporation Limited.

Loans

Loans from the Company to its overseas controlled entities are charged interest monthly at arm's length rates on the outstanding balance.

Interest revenue is brought to account by the Company in relation to these loans during the year and eliminated on consolidation:

	THE COMPANY	
	JUN 2013	JUN 2012
	(\$'000s)	(\$'000s)
Interest revenue	<u>62</u>	<u>107</u>

Notes to the Financial Statements (continued)
 For the Year Ended 30 June 2013

26. Related party transactions (continued)

Other transactions

The Company sells / purchases finished goods to / from its controlled entities - Air Locker, Inc., Kingsley Enterprises Pty Ltd, Off Road Accessories Ltd and ARB Off Road Ltd. These transactions are conducted at arm's length.

2013	Sales (\$'000s)	Purchases (\$'000s)	Mgt fee (\$'000s)	Interest (\$'000s)	Rent (\$'000s)
Air Locker, Inc.	19,621	-	583	62	253
Kingsley Enterprises Pty Ltd	220	1,288	747	-	-
Off Road Accessories Ltd	1,765	24,886	516	-	-
ARB Off Road Ltd	1,271	-	-	-	-

Other inter company transactions included:

- Sales by Kingsley Enterprises Pty Ltd of \$104,292 to Air Locker, Inc.
- Sales by Off Road Accessories Ltd of \$193,000 to ARB Off Road Ltd.
- Sales by ARB Off Road Ltd of \$1,000 to Off Road Accessories Ltd.
- Rent charged by Kingsley Enterprises Pty Ltd of \$125,000 to ARB Corporation Limited.
- Rent charged by Off Road Accessories Ltd of \$19,000 to ARB Off Road Ltd.
- Management fee charged by Off Road Accessories Ltd of \$21,000 to ARB Off Road Ltd.

2012	Sales (\$'000s)	Purchases (\$'000s)	Mgt fee (\$'000s)	Interest (\$'000s)	Rent (\$'000s)
Air Locker, Inc.	20,431	-	548	107	241
Kingsley Enterprises Pty Ltd	218	1,107	737	-	-
Off Road Accessories Ltd	1,172	17,508	430	-	-
ARB Off Road Ltd	698	-	-	-	-

Other inter company transactions included:

- Sales by Kingsley Enterprises Pty Ltd of \$51,000 to Air Locker, Inc.
- Sales by Off Road Accessories Ltd of \$154,000 to ARB Off Road Ltd.
- Sales by ARB Off Road Ltd of \$3,000 to Off Road Accessories Ltd.
- Rent charged by Kingsley Enterprises Pty Ltd of \$122,000 to ARB Corporation Limited.
- Rent charged by Off Road Accessories Ltd of \$18,000 to ARB Off Road Ltd.
- Management fee charged by Off Road Accessories Ltd of \$17,000 to ARB Off Road Ltd.

Balances with entities within the Wholly-Owned Group

The aggregate amounts receivable from, and payable to, wholly-owned controlled entities of the Company at balance date:

	THE COMPANY	
	JUN 2013 (\$'000s)	JUN 2012 (\$'000s)
Current receivables	19,199	10,922
Current payables	5,850	3,797

Notes to the Financial Statements (continued)
 For the Year Ended 30 June 2013

27. Segment information

The major products/services from which the economic entity derived revenue during the year remained unchanged and were the design, manufacture, distribution and sale of motor vehicle accessories and light metal engineering works.

The reportable segments of the consolidated entity are based on geographical locations comprising operations in Australia, USA and Thailand.

(a) Income Statement

	Australia (\$'000s)	USA (\$'000s)	Thailand (\$'000s)	Eliminations (\$'000s)	Consolidated (\$'000s)
2013					
Segment revenue					
Total segment revenue	303,899	27,078	27,707	(64,175)	294,509
Intersegmental revenues	(39,055)	-	(25,120)	64,175	-
Segment revenue from external source	264,844	27,078	2,587	-	294,509
Total segment result	48,178	399	6,281	(12,500)	42,358
Intersegmental eliminations	(12,500)	-	-	12,500	-
Segment result from external source	35,678	399	6,281	-	42,358
Items included within the segment result:					
Interest income	1,161	-	7	-	1,168
Depreciation and amortisation expense	5,416	73	960	-	6,449
Income tax expense	15,259	228	120	-	15,607
2012					
Segment revenue					
Total segment revenue	277,150	26,924	19,620	(51,851)	271,843
Intersegmental revenues	(34,150)	-	(17,701)	51,851	-
Segment revenue from external source	243,000	26,924	1,919	-	271,843
Total segment result	41,973	151	4,873	(8,498)	38,499
Intersegmental eliminations	(8,855)	-	356	8,498	-
Segment result from external source	33,118	151	5,229	-	38,499
Items included within the segment result:					
Interest income	1,481	-	-	-	1,481
Depreciation and amortisation expense	5,545	77	741	-	6,363
Income tax expense	14,149	108	69	(37)	14,289

(b) Statement of Financial Position

	Australia (\$'000s)	USA (\$'000s)	Thailand (\$'000s)	Eliminations (\$'000s)	Consolidated (\$'000s)
2013					
Segment assets	219,858	12,595	30,290	(43,692)	219,051
Segment liabilities	46,385	8,496	12,536	(25,909)	41,508
Segment acquisition of property, plant, equipment and intangibles	10,194	41	7,744	-	17,979
2012					
Segment assets	182,990	11,680	18,764	(25,326)	188,108
Segment liabilities	36,538	8,566	7,372	(15,544)	36,932
Segment acquisition of property, plant, equipment and intangibles	9,177	118	3,611	-	12,906

28. Subsequent events

There has been no matter or circumstance, which has arisen since 30 June 2013 that has significantly affected or may significantly affect:

- the operations, in financial years subsequent to 30 June 2013 of the consolidated entity, or
- the results of those operations, or
- the state of affairs, in financial years subsequent to 30 June 2013 of the consolidated entity.

Directors' Declaration

The Directors declare that the financial statements and notes set out on pages 15 to 39 are in accordance with the Corporations Act 2001:

- (a) Complying with Accounting Standards, and the Corporations Regulations 2001, and other mandatory professional reporting requirements;
- (b) Complying with International Financial Reporting Standards as indicated in Note 1; and
- (c) Give a true and fair view of the financial position of the consolidated entity as at 30 June 2013 and of its performance for the year ended on that date.

In the Directors' opinion there are reasonable grounds to believe that ARB Corporation Limited will be able to pay its debts as and when they become due and payable.

This declaration has been made after receiving the declarations required to be made to the Directors in accordance with sections 295A of the Corporations Act 2001 for the financial period ended 30 June 2013.

This declaration is made in accordance with a resolution of the Directors.



Roger G Brown
Director



John R Forsyth
Director

Melbourne, 21 August, 2013

ARB CORPORATION LIMITED AND ITS CONTROLLED ENTITIES
ABN 31 006 708 756

INDEPENDENT AUDITOR'S REPORT

TO THE MEMBERS OF ARB CORPORATION LIMITED

Report on the Financial Report

We have audited the accompanying financial report of ARB Corporation Limited and its controlled entities, which comprises the consolidated statement of financial position as at 30 June 2013, the consolidated statement of comprehensive income, the consolidated statement of changes in equity and the consolidated statement of cash flows for the year then ended, notes comprising a summary of significant accounting policies and other explanatory information, and the directors' declaration of the consolidated entity comprising the company and the entities it controlled at the year's end or from time to time during the financial year.

Directors' Responsibility for the Financial Report

The directors of the company are responsible for the preparation of the financial report that gives a true and fair view in accordance with Australian Accounting Standards and the *Corporations Act 2001*, and for such internal control as the directors determine is necessary to enable the preparation of the financial report that gives a true and fair view and is free from material misstatement, whether due to fraud or error. In Note 1, the directors also state, in accordance with Accounting Standard AASB 101 *Presentation of Financial Statements*, that the financial statements comply with *International Financial Reporting Standards*.

Auditor's Responsibility

Our responsibility is to express an opinion on the financial report based on our audit. We conducted our audit in accordance with Australian Auditing Standards. Those standards require that we comply with relevant ethical requirements relating to audit engagements and plan and perform the audit to obtain reasonable assurance about whether the financial report is free from material misstatement.

An audit involves performing procedures to obtain audit evidence about the amounts and disclosures in the financial report. The procedures selected depend on the auditor's judgement, including the assessment of the risks of material misstatement in the financial report, whether due to fraud or error. In making those risk assessments, the auditor considers internal control relevant to the company's preparation of the financial report that gives a true and fair view in order to design audit procedures that are appropriate in the circumstances, but not for the purpose of expressing an opinion on the effectiveness of the company's internal control. An audit also includes evaluating the appropriateness of accounting policies used and the reasonableness of accounting estimates made by the directors, as well as evaluating the overall presentation of the financial report.

We believe that the audit evidence we have obtained is sufficient and appropriate to provide a basis for our audit opinion.

Independence

In conducting our audit, we have complied with the independence requirements of the *Corporations Act 2001*.

Opinion

In our opinion:

- (a) the financial report of ARB Corporation Limited is in accordance with the *Corporations Act 2001*, including:
 - (i) giving a true and fair view of the consolidated entity's financial position as at 30 June 2013 and of its performance for the year ended on that date; and
 - (ii) complying with Australian Accounting Standards and the *Corporations Regulations 2001*; and
- (b) the consolidated financial report also complies with *International Financial Reporting Standards* as disclosed in Note 1.

Report on the Remuneration Report

We have audited the Remuneration Report included in page 13 of the directors' report for the year ended 30 June 2013. The directors of the company are responsible for the preparation and presentation of the Remuneration Report in accordance with section 300A of the *Corporations Act 2001*. Our responsibility is to express an opinion on the Remuneration Report, based on our audit conducted in accordance with Australian Auditing Standards.

Opinion

In our opinion, the Remuneration Report of ARB Corporation Ltd for the year ended 30 June 2013 complies with section 300A of the *Corporations Act 2001*.



A R FITZPATRICK
Partner
21 August 2013



PITCHER PARTNERS
Melbourne

ASX Additional Information

Additional information required by the ASX Limited Listing Rules and not disclosed elsewhere in this report.

SHAREHOLDINGS

Substantial Shareholders

The number of shares to which substantial shareholders were entitled as listed in the Company's register of substantial shareholders at 5 August 2013 was:

Shareholder	Ordinary
Rogand Pty Ltd	8,186,750
Aberdeen Asset Management Asia Limited	6,684,381
Bennelong Funds Management Group Pty Ltd	4,513,141
Commonwealth Bank of Australia	3,934,692

Class of Shares and Voting Rights

At 31 July 2013, there were 5,696 holders of the ordinary shares of the Company. The voting rights attaching to the ordinary shares are set out in the Company's Constitution.

Distribution of shareholders (as at 31 July 2013):

	Holders	%	Shares Held	%
1 - 1,000	2,289	40.18	1,201,579	1.66
1,001 - 5,000	2,387	41.91	6,065,069	8.37
5,001 - 10,000	573	10.06	4,187,859	5.78
10,001 - 100,000	415	7.29	9,771,791	13.48
100,001 or more	32	0.56	51,255,004	70.71
	<u>5,696</u>	<u>100.00</u>	<u>72,481,302</u>	<u>100.00</u>

The number of shareholders holding less than a marketable parcel at 31 July 2013 was 75.

Twenty largest shareholders (as at 1 August 2013)

Name of Holder	Number of ordinary shares held	% of issued ordinary shares held
BNP Paribas Noms Pty Ltd <DRP>	9,730,647	13.43
Rogand Pty Ltd	8,107,387	11.19
HSBC Custody Nominees (Australia) Limited	6,754,120	9.32
J P Morgan Nominees Australia Limited	6,747,416	9.31
National Nominees Limited	5,901,967	8.14
Citicorp Nominees Pty Ltd	3,598,931	4.97
Formax Pty Ltd (Reparar Account)	2,002,965	2.76
BKI Investment Company Limited	845,600	1.17
Milton Corporation Limited	744,741	1.03
Citicorp Nominees Pty Ltd <Colonial First State Inv Account>	731,359	1.01
J P Morgan Nominees Australia Limited <Cash Income Account>	673,461	0.93
Mrs Pamela Shirley Carpenter	598,888	0.83
Australian Foundation Investment Company Limited	583,224	0.80
RBC Investor Services Australia Nominees Pty Limited <BKCust Account>	504,513	0.70
Mr Gerard James Van Paassen (The Van Paassen Fam Account)	407,199	0.56
Mirrabooka Investments Limited	375,000	0.52
Illabarook Pty Ltd	350,000	0.48
Mr Ronald Ernest Binks	276,468	0.38
Mr Philip Alan Kenneth Naylor + Mr Malcolm Kennedy Shore	250,000	0.34
Formax Superannuation Pty Ltd (Superannuation Fund Account)	192,874	0.27

The 20 largest shareholders hold 68.14% of the ordinary shares of the Company.

There is no current on market buy back of shares.

ASX Additional Information (continued)

OFFICES AND OFFICERS

Company Secretary

John R Forsyth B.E., M.B.A.

Principal Registered Office

42-44 Garden Street
Kilsyth Victoria 3137
Telephone: (03) 9761 6622
Facsimile: (03) 9761 6807

Location of Share Register

Computershare Investor Services Pty Limited
Yarra Falls, 452 Johnston Street
Abbotsford Victoria 3067
P.O. Box 2975
Melbourne Victoria 3001
Telephone: (03) 9415 4000
Facsimile: (03) 9473 2555

Stock Exchange

Australian Securities Exchange
Level 4, North Tower
Rialto, 525 Collins Street
Melbourne Victoria 3000
Telephone: 1300 300 279

For personal use only

For personal use only



THE YEAR AHEAD

As Australia's leading 4x4 accessories manufacturer, ARB has been at the forefront of engineering, quality and ingenuity for nearly 40 years.

In 2014, our commitment remains unchanged. With a focus on research, development, state of the art facilities and a dynamic workforce, we continue to strive for excellence in all facets of our business.

Innovators in our industry, the future for ARB has never looked brighter.

ARB – your partner in adventure since 1975.

For personal use only



4X4 ACCESSORIES