

For personal use only



GRANGE
RESOURCES

Australia's most experienced magnetite producer



Savage River Investor Trip

18-19 November 2013

Disclaimer

For personal use only

The material in this presentation (“material”) is not and does not constitute an offer, invitation or recommendation to subscribe for, or purchase, any security in Grange Resources Limited (“GRR”) nor does it form the basis of any contract or commitment. GRR makes no representation or warranty, express or implied, as to the accuracy, reliability or completeness of this material. GRR, its directors, employees, agents and consultants, shall have no liability, including liability to any person by reason of negligence or negligent misstatement, for any statements, opinions, information or matters, express or implied, arising out of, contained in or derived from, or for any omissions from this material except liability under statute that cannot be excluded.

Statements contained in this material, particularly those regarding possible or assumed future performance, costs, dividends, production levels or rates, prices, resources, reserves or potential growth of GRR or, industry growth or other trend projections are, or may be, forward looking statements. Such statements relate to future events and expectations and, as such, involve known and unknown risks and uncertainties. Actual results and developments may differ materially from those expressed or implied by these forward looking statements depending on a variety of factors.

Company Highlights

For personal use only ✓

Most **EXPERIENCED** magnetite producer

Over 45 years of operational experience at Savage River

STRONG Safety Culture

1,195 days LTI free

LONG LIFE producer of **PREMIUM** iron ore pellets

High quality ore reserves (52% DTR) producing 65.5% Fe BF pellets

Supporting operations at Savage River to 2030 and beyond

STRONG balance sheet

\$139m cash and equivalents at Sept 2013, no debt

Advanced **GROWTH** Project

Search for a quality equity partner in the Southdown Project continues

Established **STRONG DIVIDEND** pay-out

Commenced in 2011 and continues in 2013

Annual dividend yield of ~10% at current share prices

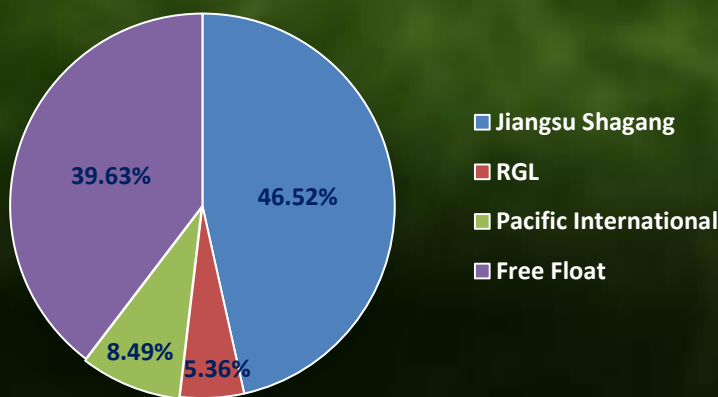


Company Snapshot

Capital Structure (A\$)

Ordinary Shares on issue	15 Nov 2013	1,156m
Share Price	15 Nov 2013	\$0.245
Market Capitalisation	15 Nov 2013	\$283m
Cash and Term Deposits	30 Sept 2013	\$139m
Debt	30 Sept 2013	-

Current Ownership Structure



Share Price and Volume



Research Coverage

- JP Morgan
- UBS
- Bank of America – Merrill Lynch

Company Assets

For personal use only

Australia's Most Experienced Magnetite Producer

Savage River (100%)



Southdown Project (70%)



Quality assets in Tasmania and Western Australia.

Focusing on the fundamentals

For personal use only

Our fundamentals are very sound

- Experienced magnetite producer with a long life project close to the Asian market
- Producer of a high quality iron ore product (65.5% Fe) that receives a premium price
- Strong balance sheet with no debt
- Stable work force with minimal turnover who know the intricacies of the business and are adding value

We are taking action:

- Timing of capital projects continue to be rescheduled so that they are aligned with effective condition monitoring and preventative maintenance management processes
- Freeze on hiring and reduction in contractor levels
- Cutting costs wherever we can to achieve our priority goal of driving C1 costs lower
- Closed Perth office and relocated Headquarters to Tasmania

Focusing on the fundamentals – 2013

For personal use only

1. Focus on accessing high grade ore through continued investment in mine development

- North pit mining redevelopment and operations running ahead of schedule, regained access to high grade ore in September 2013
- Progressing South Deposit mine development and tailings storage facility approval

2. Take advantage of iron ore market prices

- September 2013 quarter average product price of US\$133.85 per tonne (FOB Port Latta)
- Strong market interest in available spot cargoes and longer term contracts delivering upside and diversifying customer and geographic risk

3. Drive C1 costs lower

- Cost control disciplines continue ~ 3% below budget
- Increased weight recovery and concentrate production will drive unit operating costs lower

2013 Quarterly Results – Production

For personal use only

	September Quarter 2013	June Quarter 2013	March Quarter 2013
Production			
Total BCM Mined	4,031,266	4,248,393	4,859,868
Total Ore BCM	489,814	520,750	349,046
Weight Recovery (%)	31.5	25.4	31.9
Concentrate Produced (t)	472,108	397,075	453,410
Pellets Produced (t)	446,937	406,719	442,896

Delivering on our priorities:

- Mining movements remain strong and improved access to North Pit high grade ore is allowing us to rebalance our ROM stockpile feeds
- Weight recovery in October 2013 increased to 41.1%, delivered concentrate production of 198,455 tonnes and is allowing us to deliver on our promises

Focusing on the fundamentals Marketing & Pricing

Referenced on Metal Bulletin Iron Ore Pellet Index

Shagang Commitment

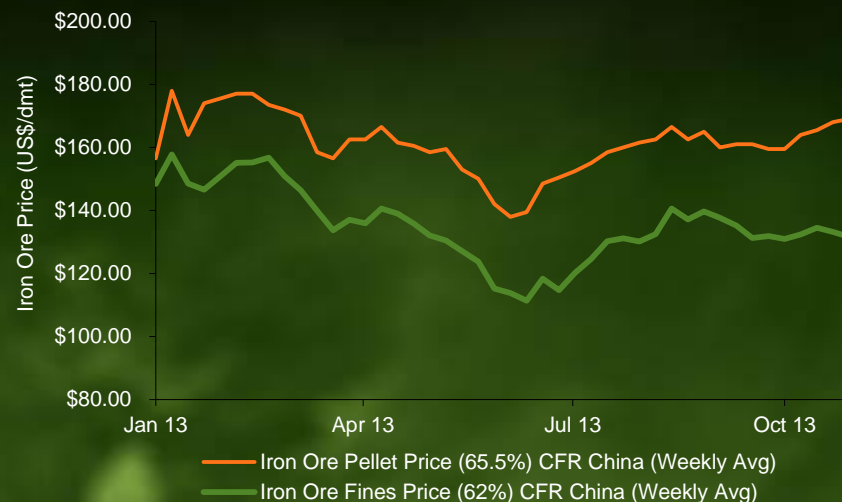
- Long term FOB (Port Latta) contract to 2023
- 1 million tonnes (+/- 10%) of iron ore pellets per year

Un-contracted "Spot Market" Tonnage

- > 1 million tonnes of iron ore pellets per year, sold "@ Spot" on an FOB basis (Port Latta)
- Diversifying customer and geographic risk

Negotiating to secure medium term off-take agreements with new quality customers

Iron Ore Prices (CFR China)



Our customers recognise the value our premium product

2013 Quarterly Results – Shipping and Sales

For personal use only

	September Quarter 2013	June Quarter 2013	March Quarter 2013
Shipping and Sales			
Total Iron Ore Product Sales (dmt)	536,503	380,290	388,203
Avg Realised Product Price (US\$/t FOB)	133.85	136.34	144.71
Avg Realised Exchange Rate (AUD:USD)	0.9176	0.9847	1.0359
Avg Realised Product Price (A\$/t FOB)	145.87	138.46	139.70

Delivering on our priorities:

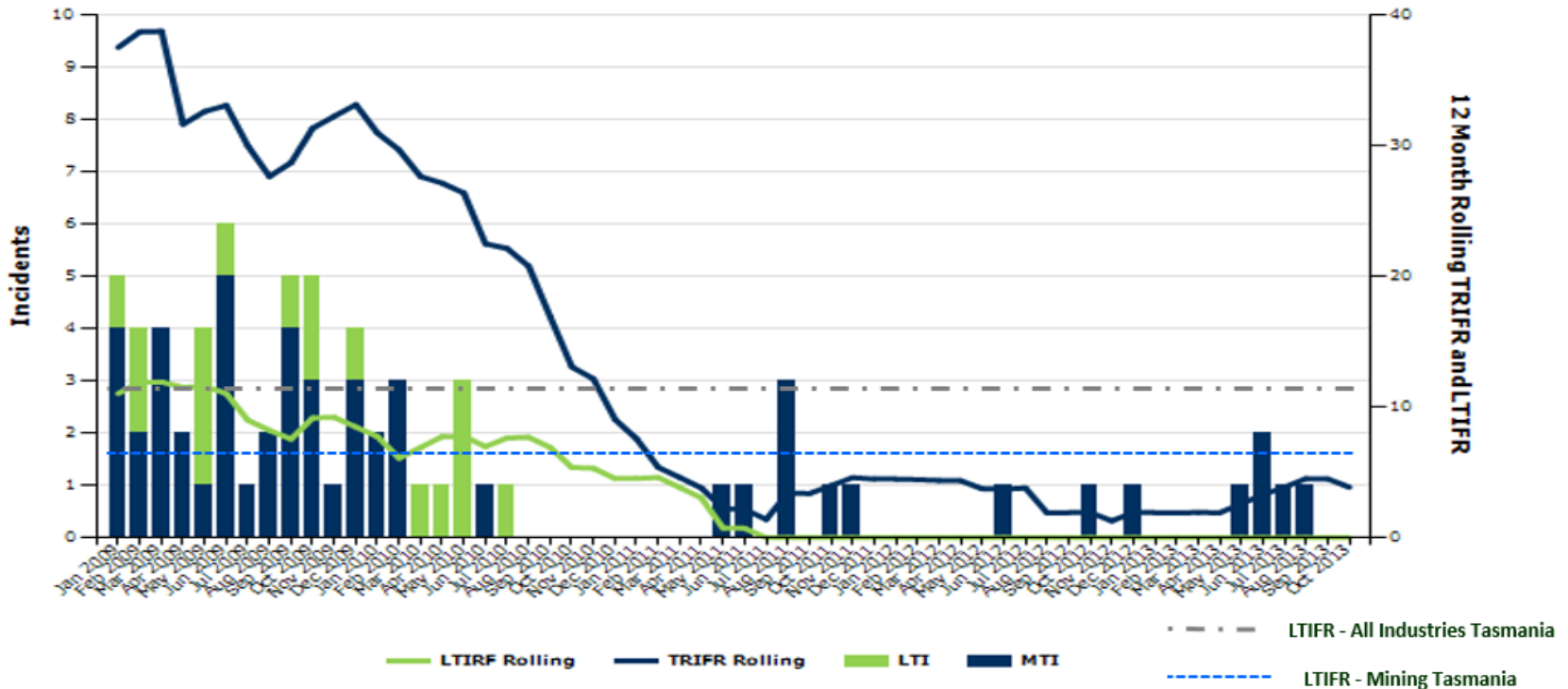
- Iron Ore Index prices improved during October 2013 and continue to remain strong. Effective marketing of spot sales continues to deliver upside and diversify risk.
- Improving production will allow for an increase in iron ore product sales during Q4 2013

2013 - Exceptional Safety Performance

For personal use only



Safety Incidents Rolling Average Trends



Our focus on safety will continue to be unrelenting

Our focus on safety will continue to be unrelenting

LOM Strategies

Grow Reserves & Develop Multiple Mining Locations

North Pit

- High quality, long life resources
- Supporting operations to 2030 and beyond

Centre Pit South

- Alternative reserve
- Drilling in progress to further develop reserve

South Deposit

- Defined reserve
- Supporting LOM tailings infrastructure development

Long Plains

- Developing resources of ~47MT
- Potential addition to mine life

For personal use only



Total resources exceeding 340MT which support operations to 2030 and beyond

LOM Strategies

Developing Multiple Mining Locations



Reducing risk associated with a single pit operation



→ North Pit Production Stripping

- Ore supply for 2013/14

North Pit Mine Development

- East wall cut-back



→ South Deposit Mine Development

- Ore supply for 2014/15
- Provides ore and material for construction of a South Deposit Tailings Storage Facility

LOM Strategies

Value Adding Downstream Infrastructure

Concentrator



- Autogenous milling and magnetic separation process

Progressing the phased upgrade of the original autogenous mills and associated infrastructure

Strategic Production Priorities


- Continuous improvement in product quality (via TQM processes)
- Approval of South Deposit Tailings Storage Facility

Pipeline



- 85km pipeline connecting Savage River to Port Latta
- Low cost mode of transportation using pipeline pumps and gravity fed technologies
- Naturally occurring properties of the slurry protect the pipeline and reduce sustaining capital and maintenance costs

Pellet Plant & Port



- Four furnace lines capable of producing 2.4mtpa of iron ore pellets
- Dedicated port facility providing access to Panamax vessels (80k tonnes)

Strategic Production Priorities

- Develop market driven bulk production output capabilities (concentrate & pellets offering)
- Re-commission fifth furnace (ore availability)

LOM Strategies

Iron Ore Pellet or Magnetite Concentrate

For personal use only



Southdown Project

Southdown Project (GRR Share: 70%)

5x

bigger than Savage River



For personal use only

Southdown Project Achievements

For personal use only

- **Completed a definitive feasibility study** in April 2012 which improved the projects level of accuracy to +/- 15%

- **Advanced project** in terms of project engineering, land acquisition, permitting, drilling and test work

- **Initial capital expenditure** estimated at **A\$2.885 billion** (including EPCM; owners' costs and contingency of \$0.535 billion) – April 2012

- **Operating costs** estimated at **A\$58.5 per tonne** of premium quality concentrate (69.6% Fe) containing low contaminants (excl. royalties) – April 2012

- Received submissions for **EPC contract tenders for major construction** works

Southdown Project Strategy

For personal use only

- **Continue the search for a new equity partner** to take a strategic share of the Company's interest

- **Significantly reduce project expenditure for 2013** to approx. \$2.5 million (GRR Share) during a period of difficult market conditions for new capital projects

- Maintain all tenements, permits and project assets in good order

- Continue to review and revise processing and operational models as new information and technology becomes available

Grange – LOM Strategies Recapped

For personal use only

- **Broaden customer base** to take advantage of market opportunities **and to diversify geographic customer risk**
- Drive **operating costs down further** and regain access to high grade ore
 - Continue investment in mine development - progress next phase of North Pit development and unlock South Deposit to provide an alternative source of ore
- **Continue to invest** in process infrastructure
 - Complete preparatory works for installation of new autogeneous mills at Savage River
 - Progress approval for South Deposit tailings storage facility which is sufficient for the balance of life of mine
- Focus on capital management
 - Maintain **regular dividend**
 - **Target growth opportunities** to complement existing business

Primary Contact

For personal use only

Primary Contact:

Wayne Bould

Managing Director

+61 3 6430 0222

managingdirector@grangeresources.com.au

Notes:

- A lower cut-off grade of 15% DTR was used in the calculation of both the Mineral Resources and Ore Reserves
- For details of Resources and Reserves, see 2012 Annual Report