

ASX ANNOUNCEMENT

26th November 2013

01

CHIEF EXECUTIVE OFFICER'S PRESENTATION AT AGM

Attached is a copy of the Chief Executive Officer's presentation to be given at the Company's Annual General Meeting today at 10.00 a.m. (Western Standard Time).

For and on behalf of the Board



GREG FITZGERALD
Company Secretary

A proven gold producer

For personal use only

ANNUAL GENERAL MEETING

PERTH

CHIEF EXECUTIVE OFFICER

PETER SULLIVAN

26 NOVEMBER 2013



Resolute
Mining Limited

FY2013: STRONG PERFORMANCE THROUGH GOLD CYCLE

Gold production up 9% to 435,855oz at A\$811/oz

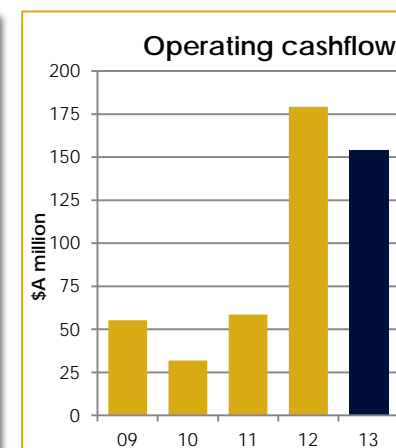
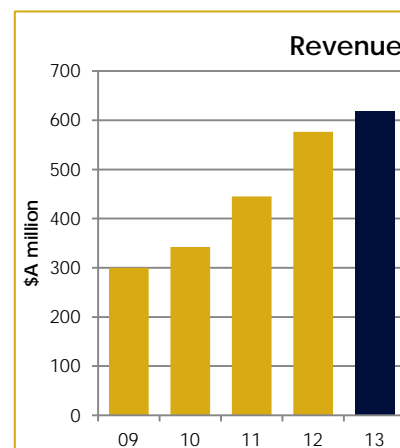
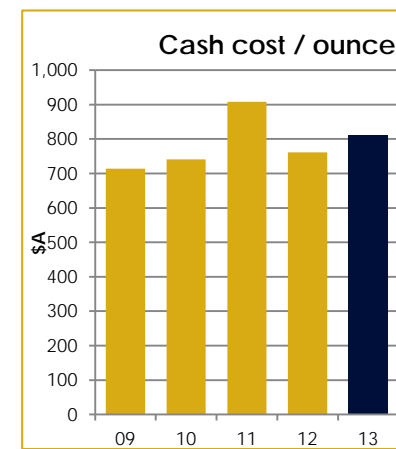
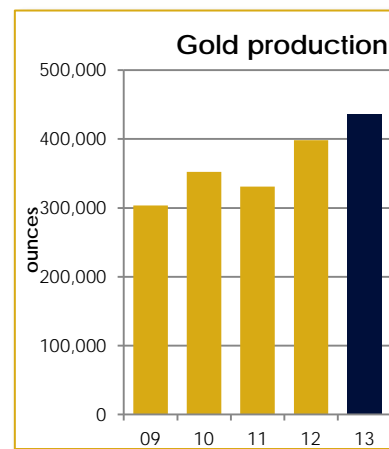
Revenue increased 7% to \$619M at average gold price received of A\$1,562/oz (FY12: A\$1,627/oz)

Reported NPAT of \$85M, after non-cash impairment charges of \$79M

Strong positive cash flow from operations of \$154M including ~\$17M exploration spend

Share buyback scheme returned \$11m to shareholders during FY2013

Conservative balance sheet – flexibility for capital management and to pursue growth



FY2014: FOCUS ON CASH OPTIMISING THE BUSINESS

Operating versatility and cash generating for wide range of gold price movements

FY2014 guidance of 345,000oz at A\$890/oz and All-In-Sustaining Cost of A\$1,175/oz

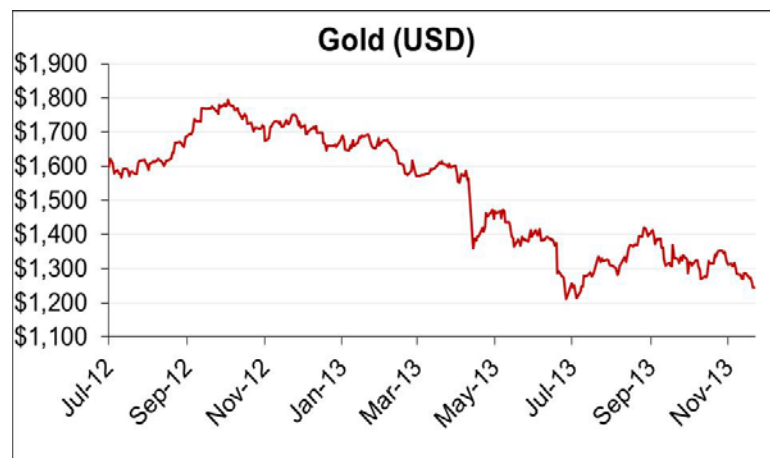
Solid first quarter - 84,274oz at A\$970/oz

Modified mine plan for Syama with reduced capital expenditure

Ongoing drive to reduce operating cost base

Senior management pay freeze implemented

Ongoing commitment to capital management ensuring strong financial position retained



"The resources super cycle is not over but in a readjustment phase – albeit this has been a vicious correction"

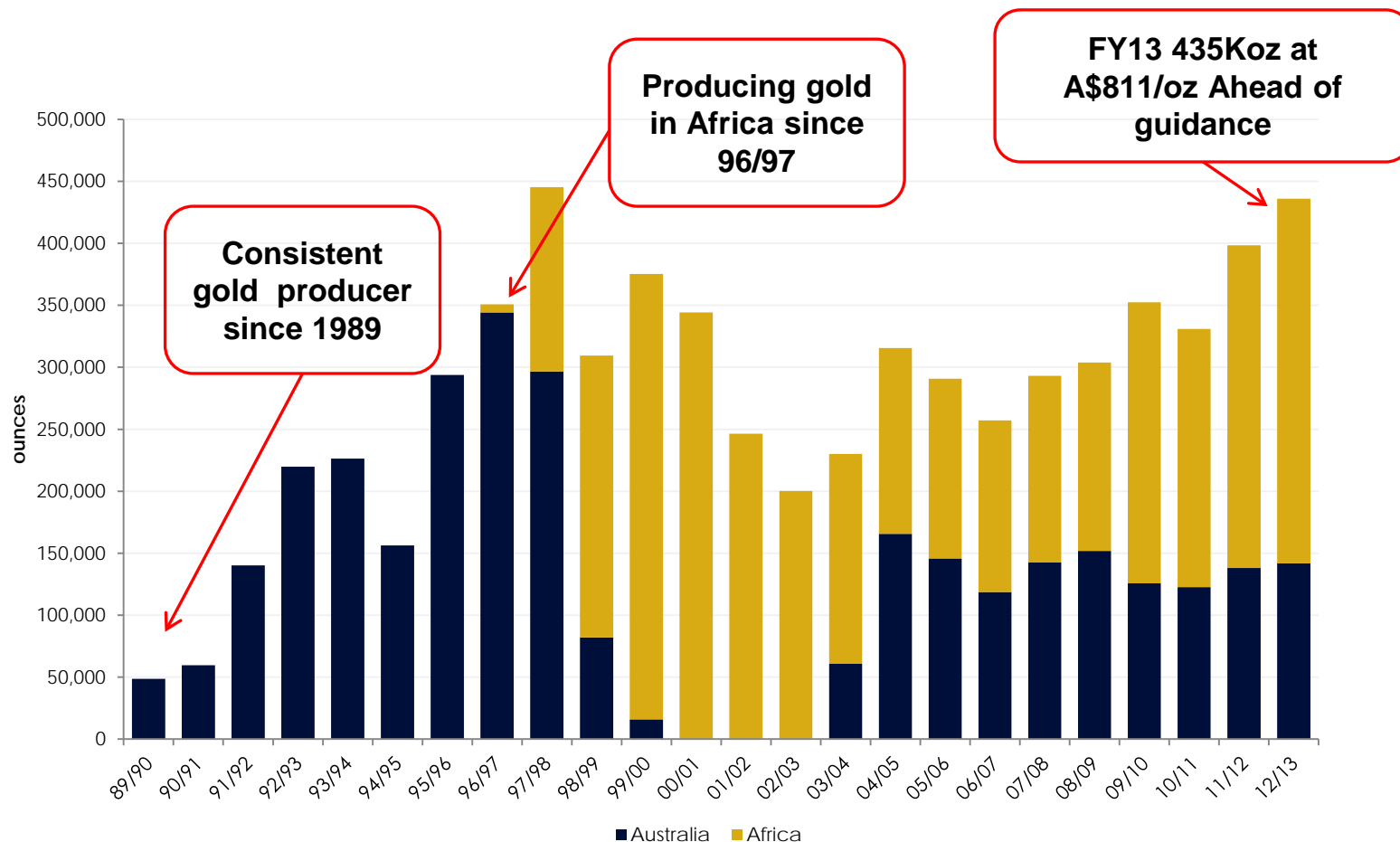
*Marcus Grubb, World Gold Council
Managing Director of Investment.*

AUSTRALIAN GOLD COMPANY WITH AFRICAN FOCUS

For personal use only

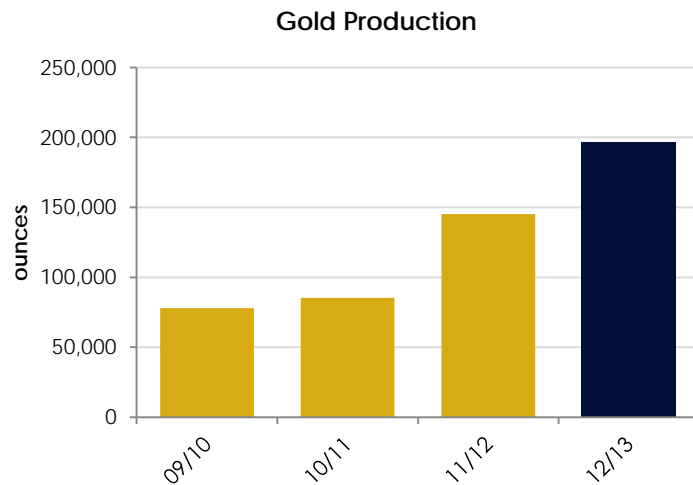


PRODUCING GOLD FOR 25 YEARS LONG TERM PRESENCE IN AFRICA



+ 6.5Moz gold production to date ...

SYAMA - A PROFITABLE LONG LIFE PROJECT

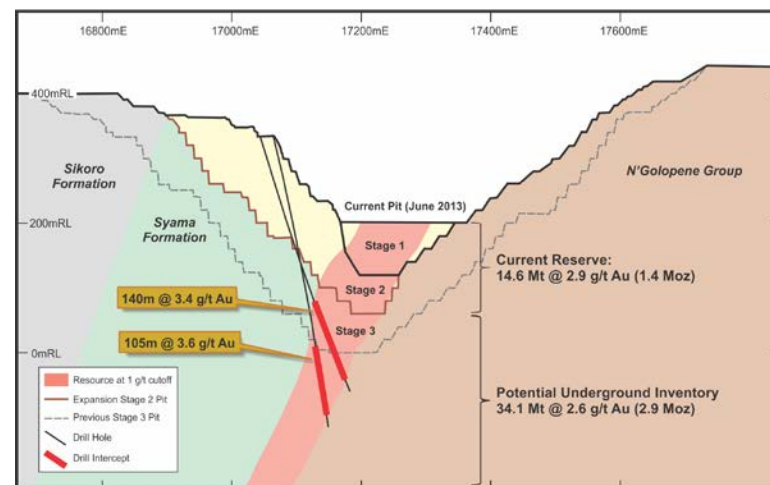


Key Statistics

RSG Ownership	80%
Commissioned	2009
Production (FY13)	196,182 oz
Production Grade	3.65 g/t
Cash Costs (FY13)	A\$796/oz
Mine Life (30 Jun 13)	10+ years
Total Reserves	2.4 Moz
Reserve Grade	2.6 g/t
Total Resources	4.7 Moz
Resource Grade	2.4 g/t

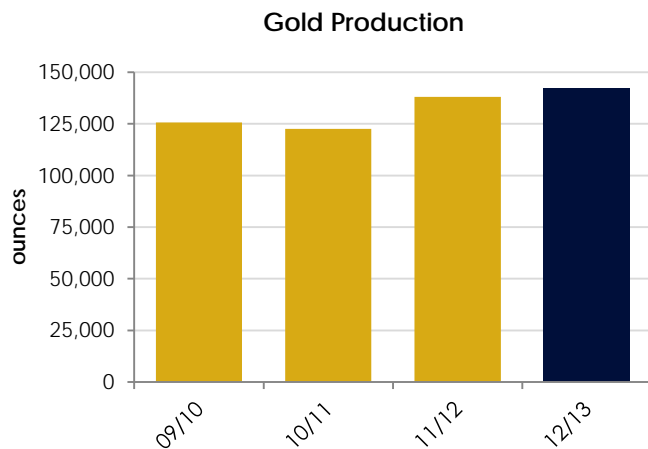
RESETTING SYAMA - EXPANSION REMAINING ROBUST AT CURRENT GOLD PRICE

- Major expansion approved June 2012
 - Expansion of open pit
 - Establishment of oxide circuit
 - Infrastructure including grid power connection
- Production increases to average 270,000ozpa
- Stage 3 of open pit expansion removed
 - Resetting reserves
 - Underground inventory (+8,000ozs/vm) subject to prefeasibility
 - Capex savings to be determined
- Total capital cost of US\$266M under review
 - Expansion project 51% complete at Sept 2013
 - US\$61m for FY14 and US\$113M currently deferred to FY15



"A major expansion of Syama is underway and scheduled to be completed in mid 2015."

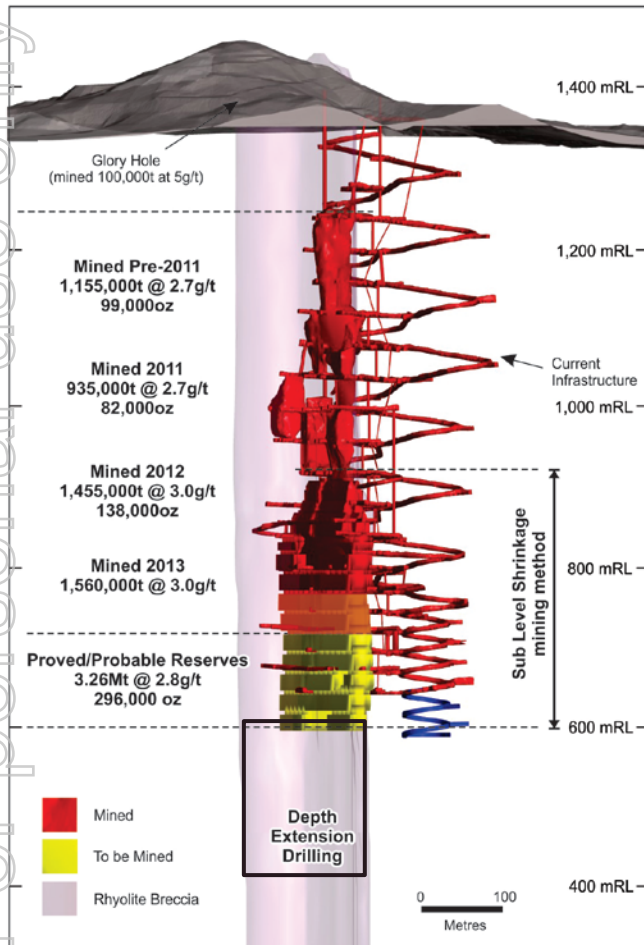
RAVENSWOOD – STABLE, LONG -TERM PRODUCTION



Key Statistics

RSG Ownership	100%
Commissioned	2004
Production (FY13)	141,846 oz
Production Grade	2.9 g/t
Cash Costs (FY13)	A\$760/oz
Mine Life (30 Jun 13)	10+ years
Total Reserves	1.5 Moz
Reserve Grade	0.9 g/t
Total Resources	1.7 Moz
Resource Grade	0.8 g/t

MT WRIGHT DELIVERING



- Ore production consistent 1.4mtpa from sub level shrinkage
- Grade dilution well within expectation
- Decline completed to design depth
- Assessment underway for potential to extend mining below 600RL base

RE-OPENING OF SARSFIELD UNDER ASSESSMENT

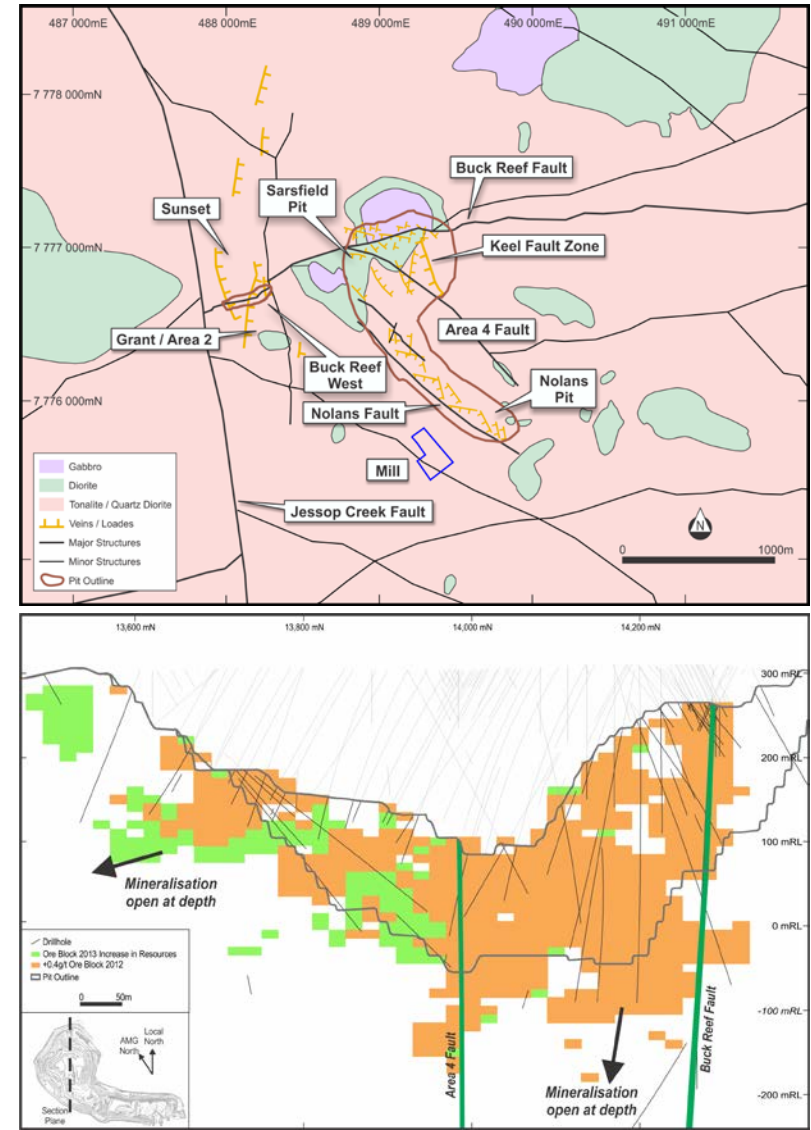
- Potential to extend Ravenswood life and increase production by reopening Sarsfield pit

- Reserve/Resources of 2.5Moz
- Additional 110kozpa output
- Mine life extended by 9 years

■ Feasibility Study estimated capital cost of \$123M and LOM average cash costs of \$1106/oz

■ Opportunities to improve returns being examined, including:

- Tailings storage facility design
- Owner Mining
- Buck Reef West and Nolan's East drill targets



GOLDEN PRIDE – NEAR END OF LONG MINE LIFE

- Closure of Golden Pride end of 2013 after 15 years in production
- Rehabilitation well advanced as progressively undertaken since commencement
- Cost provision of ~\$10M
- Plant options being considered

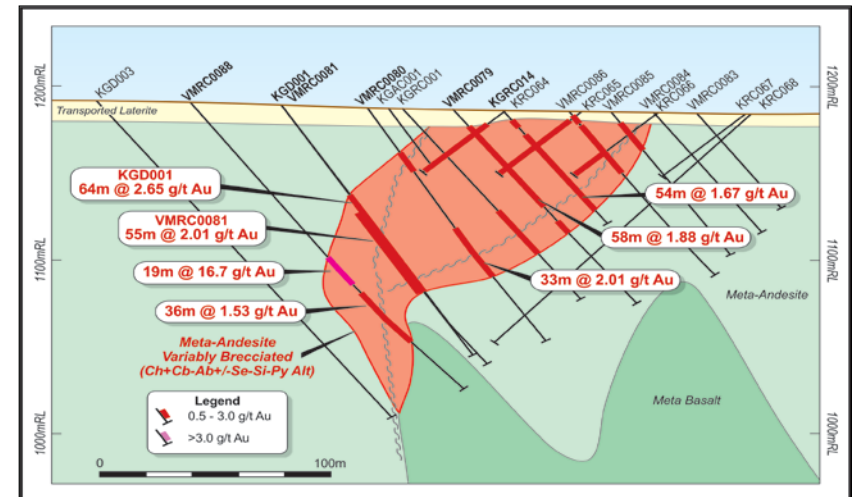
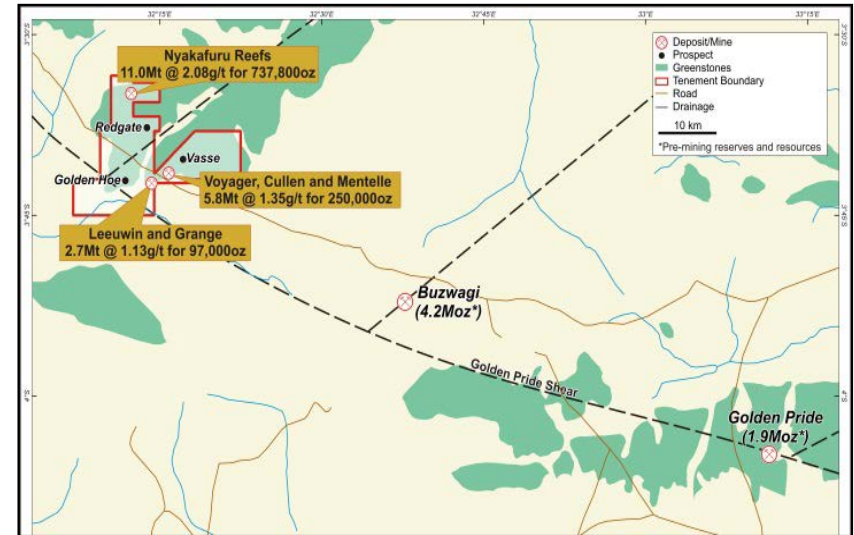


Key Statistics	
RSG Ownership	100%
Commissioned	1999
Production (FY13)	97,827 oz
Production Grade	1.46 g/t
Cash Costs (FY13F)	A\$915/oz
Mine Life (30 Jun 13)	0.5 year
Total Reserves	0.1 Moz
Reserve Grade	1.2 g/t
Total Resources	1.4 Moz
Resource Grade	1.8 g/t

POTENTIAL TO LEVERAGE EXPERIENCE IN TANZANIA

Nyakafuru located 120km NW of Golden Pride

- Recently announced 388,000oz Reserve and 900,000oz in Resources
- RC/diamond drilling along Kanegele shear continues to deliver very good results over a 5km strike
- Studies continue to evaluate future development at Nyakafuru



HIGH VALUE EXPLORATION PORTFOLIO

- Highly prospective, underexplored tenure spread across Mali, Cote d'Ivoire, Tanzania and Australia
- Strong balance sheet enables renewed exploration focus to unlock value and add exploration premium
- Exploration budget for FY14 US\$15M
- Multiple high quality targets close to existing infrastructure at Syama in Mali and Ravenswood in Queensland
- US\$17 million paid to partner Endeavour Mining to settle acquisition of the Finkolo tenure, 40 km south of Syama
- Drilling currently ongoing in Tanzania, Mali and Australia



“Resolute is exploring 13,590 km² of prospective tenure across three countries in Africa.”

NOBLE MINERAL RESOURCES ADVANCED GHANA GOLD PROJECT

- Resolute acquired a ~20% stake in Noble and backed an A\$85M financing package in Nov 2012
- Noble owns the Bibiani gold mine in Ghana
 - 2.8Moz Mineral Resources, 3Mtpa CIL processing facility and +4Moz of gold produced to date
- Noble entered Voluntary Administration in Sep 2013
- Resolute proposed Deed of Company Arrangement
 - Resolute to become 100% owner and operator of Bibiani following satisfaction of various conditions precedent
 - Removes uncertainty regarding future ownership and operation of Bibiani
 - Provides greater return to Noble's creditors than would otherwise be available in liquidation scenario
- Positive opportunity giving Resolute access to an advanced West African gold project



Bibiani Mine Processing Plant

CORPORATE OVERVIEW

Key Information

ASX Code	RSG
Shares	641M
Last Share Price ¹	\$0.475
Market Cap ¹	A\$304M
Daily Turnover ²	4.7M shares
Cash/Bullion/Liq Inv ³	A\$59M
Debt ³	A\$94M
Hedging	NIL
Key Shareholders	ICM 34.2%



1. At 25 Nov 2013
2. Average 12 month period to 30 Sep 2013
3. At 30 Sep 2013 – Cash/Bullion/Liq Inv excludes Noble investment

RESERVES AND RESOURCES UPDATE: 30 JUNE 2013

- Total Reserves and Resources up 13%

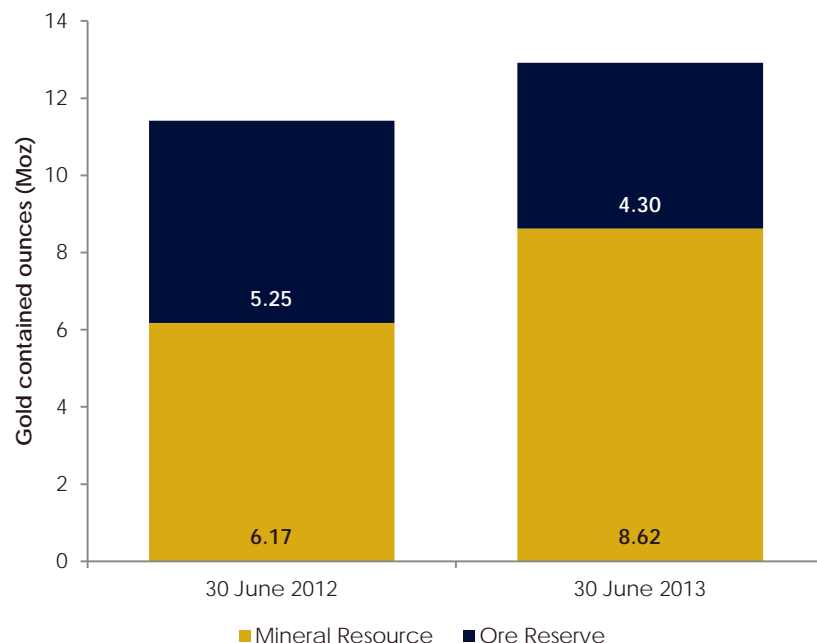
- Reflecting modified Syama mine plan and drilling success across Queensland, Mali and Tanzania

- Reserves at 4.3Moz of gold

- Impacted by removal of Stage 3 cut back (1.2Moz reduction)
- Redesigned Syama open pit driving lower cash costs and strong cash flow for next 8 years
- 50% increase in Reserves at A21 Mali
- First reserve at Nyakafuru Tanzania

- Resources increase 40% to 8.6Moz of gold

Total Mineral Resource and Ore Reserve



A SUSTAINABLE GOLD PRODUCER

One of the largest gold producers listed on the ASX

Long term operator in Africa and Australia

FY2014 guidance of 345,000oz at A\$890/oz

100% unhedged – strong leverage to gold price

Cash generating over wide range of gold prices

Lightly geared balance sheet provides flexibility for capital management and future growth

Pursuing new growth opportunities in receptive gold price and equities market



Thank you

For personal use only

DISCLAIMER

- This presentation includes certain statements, estimates and projections with respect to the future performances of Resolute Mining. Such statements, estimates and projections reflect various assumptions concerning anticipated results, which assumptions may prove not to be correct. The projections are merely estimates by Resolute Mining, of the anticipated future performance of Resolute Mining's business based on interpretations of existing circumstances, and factual information and certain assumptions of economic results, which may prove to be incorrect. Such projections and estimates are not necessarily indicative of future performance, which may be significantly less favourable than as reflected herein. Accordingly, no representations are made as to the fairness, accuracy, correctness or completeness of the information contained in this presentation including estimates or projections and such statements, estimates and projections should not be relied upon as indicative of future value, or as a guarantee of value of future results. This presentation does not constitute an offer, invitation or recommendation to subscribe for or purchase securities in Resolute Mining Limited.
- The information in this report that relates to the Exploration Results, Mineral Resources and Ore Reserves is based on information compiled by Mr Richard Bray who is a Registered Professional Geologist with the Australian Institute of Geoscientists and Mr Andrew Goode, a member of The Australian Institute of Mining and Metallurgy. Mr Richard Bray and Mr Andrew Goode both have more than 5 years' experience relevant to the styles of mineralisation and type of deposit under consideration and to the activity which they are undertaking to qualify as a Competent Person, as defined in the 2004 Edition of the "Australasian Code for Reporting of Exploration Results, Mineral Resources and Ore Reserves". Mr Richard Bray and Mr Andrew Goode are full time employees of Resolute Mining Limited Group and have consented to the inclusion of the matters in this report based on their information in the form and context in which it appears. All Reserves Resources as at 30 June 2013
- In providing this presentation, Resolute Mining has not considered the objectives, financial position or the needs of the recipient. The recipient should obtain and rely on its own financial advice from its tax legal accounting and other professional advisers in respect of the recipients objectives financial position and needs. To the maximum extent permitted by law neither Resolute Mining nor its related corporations ,directors, employees or agents nor any other person accepts liability for any loss arising from the use of this presentation or its contents or otherwise arising in connection with it. You represent and confirm by attending and or retaining this presentation that you accept the above conditions.



JORC RESERVES

RESOLUTE GROUP RESERVES and RESOURCES

Reserves and Resources comply with the Australian code for reporting of Mineral Resources and Reserves
(The JORC Code 2004)

Reserves and Resources Statement as at end of June 2013

Gold Reserves (includes stockpiles)	Project Tonnes	Gold grade (g/t)	Project Contained Ounces Gold	Resolute Group Share %	Resolute Group Share ounces
RESERVES					
Reserves (Proved)					
Australia					
Mt Wright (insitu) ³	3,271,000	2.8	290,000	100%	290,000
Sarsfield (insitu) ²	28,450,000	0.8	747,000	100%	747,000
Mali					
Syama (insitu)	11,191,000	3.0	1,077,000	80%	861,000
Stockpiles	249,000	2.6	21,000	80%	17,000
Syama Satellites (insitu)	3,122,000	2.2	223,930	80%	179,000
Finkolo-Etruscan JV (insitu)	1,335,000	3.1	133,000	51%	68,000
Total Proved	47,618,000	1.6	2,491,930		2,162,000
Reserves (Probable)					
Australia					
Mt Wright Stockpiles ³	60,000	2.9	6,000	100%	6,000
Sarsfield (insitu) ²	18,640,000	0.7	423,000	100%	423,000
Mali					
Syama (insitu)	3,439,000	2.6	288,000	80%	230,000
Stockpiles	2,199,000	1.9	136,000	80%	108,000
Syama Satellites (insitu)	4,986,000	2.1	337,000	80%	270,000
Finkolo-Etruscan JV (insitu)	1,821,000	2.8	163,000	51%	83,000
Tanzania					
Nyakafuru JV (insitu) ²	7,360,000	1.6	388,000	98%	380,000
Golden Pride (insitu)	480,000	2.0	30,000	100%	30,000
Golden Pride Stockpiles	1,264,000	0.9	37,000	100%	37,000
Total (Probable)	40,249,000	1.4	1,808,000		1,567,000
Total Reserves (Proved and Probable)	87,867,000	1.5	4,299,930		3,729,000

JORC MEASURED & INDICATED RESOURCES

Gold Resources ¹ (includes stockpiles)	Project Tonnes	Gold grade (g/t)	Project Contained Ounces Gold	Resolute Group Share %	Resolute Group Share ounces
RESOURCES ¹					
Resources (Measured)					
Australia					
Sarsfield (insitu) ²	16,185,000	0.8	393,000	100%	393,000
Mali					
Syama (insitu)	14,769,000	2.6	1,256,000	80%	1,005,000
Syama Satellites (insitu)	1,051,000	1.6	56,000	80%	45,000
Finkolo-Etruscan JV (insitu)	996,000	2.7	87,000	60%	52,000
Tanzania					
Golden Pride (insitu)	3,786,000	2.0	238,000	100%	238,000
Total (Measured)	36,787,000	1.7	2,030,000		1,733,000
Resources (Indicated)					
Australia					
Mt Wright (insitu) ³	604,000	3.2	63,000	100%	63,000
Sarsfield (insitu) ²	20,384,000	0.7	444,000	100%	444,000
Mali					
Syama (insitu)	19,285,000	2.6	1,595,000	80%	1,276,000
Stockpiles	3,774,000	1.3	164,000	80%	131,000
Syama Satellites (insitu)	4,840,000	1.9	288,000	80%	231,000
Finkolo-Etruscan JV (insitu)	2,674,000	2.6	224,000	60%	134,000
Tanzania					
Golden Pride (insitu)	6,744,000	1.8	401,000	100%	401,000
Nyakafuru JV (insitu) ²	19,067,000	1.1	672,000	95%	638,000
Total (Indicated)	77,372,000	1.5	3,851,000		3,318,000
Total Measured and Indicated	114,159,000	1.6	5,881,000		5,051,000

JORC INFERRED RESOURCES

Gold Resources ¹ (includes stockpiles)	Project Tonnes	Gold grade (g/t)	Project Contained Ounces Gold	Resolute Group Share %	Resolute Group Share ounces
Resources (Inferred)					
Australia					
Mt Wright (insitu) ³	1,090,000	3.1	108,000	100%	108,000
Sarsfield (insitu) ²	22,192,000	0.7	521,000	100%	521,000
Welcome Breccia (insitu)	2,040,000	3.2	210,000	100%	210,000
Mali					
Syama (insitu)	3,800,000	2.4	293,000	80%	234,000
Syama Satellites (insitu)	6,946,000	2.1	479,000	80%	383,000
Finkolo-Etruscan JV (insitu)	3,100,000	2.2	219,000	60%	131,000
Tanzania					
Golden Pride (insitu)	12,945,000	1.7	724,000	100%	724,000
Nyakafuru JV (insitu) ²	6,312,000	1.1	227,000	90%	204,000
Total (Inferred)	58,425,000	1.5	2,781,000		2,515,000
Total Resources	172,584,000	1.6	8,662,000		7,566,000

Note :

- 1) Mineral resources are exclusive of the Reserves - differences may occur due to rounding.
- 2) All Resources and Reserves are reported above 1 g/t cut-off except Sarsfield above 0.4 g/t cut off and Nyakafuru above 0.5 g/t cut off.
- 3) Mt Wright Reserves are reported at 2.3 g/t cut off and Resources above 1.8 g/t cut off