PLOMOSAS ZINC PROJECT, MEXICO

newera
RESOURCES LIMITED

For personal use only

WORLD CLASS HIGH GRADE PROJECT
NEAR TERM PRODUCTION
SIGNIFICANT EXPLORATION POTENTIAL

ASX: NRU

DISCLAMER

newera
RESOURCES LIMITED

For personal use only

The release, publication or distribution of this presentation in certain jurisdictions may be restricted by law and therefore persons in such jurisdictions into which this presentation is released, published or distributed should inform themselves about and observe such restrictions.

The information contained in this presentation or subsequently provided to the Recipients of this presentation whether orally or in writing by or on behalf of Newera ("NRU") or their respective employees, agents or consultants is provided for the sole use of Newera in the consideration of their future exploration activity and not for the purposes of an opinion on the investment in Newera by a third party. Information is provided to the recipient on the terms and conditions set out in this notice. The purpose of this document is to provide recipients with information relating to Newera. This document has been prepared by a party nominated by Newera and each recipient must make his/her own independent assessment and investigation of Newera and its business and assets and should not rely on any statement or the adequacy and accuracy of any information.

This document has been prepared as a summary only and does not contain all information about the company's assets and liabilities, financial position and performance, profits and losses, prospects and rights and liabilities. The information in the document is subject to updating, completion, revision, further verification and amendment without notice.

Statements regarding Newera's plans with respect to its mineral concessions and the outlook for certain commodities are forward looking statements. There can be no assurance that Newera plan to develop these mineral concessions, nor will it be able to confirm the presence of economically viable deposits or additional mineral deposits in the future.

This document does not constitute in any way an offer or invitation to subscribe for securities in Newera pursuant to the Corporations Act.

Competent Persons' Statement
The information in this report that relates to exploration results, data collection and geological interpretation is based on information compiled by Mr Andrew Richards BSc (Hons), Dip Ed, MAusIMM, MAIG, MSEG, GAICD who is a Member of the Australasian Institute of Mining and metallurgy (AusIMM) and Institute of Geoscientists (AIG). Mr Richards has sufficient experience that is relevant to the style of mineralisation and type of deposit under consideration and to the activity that is being undertaken to qualify as a Competent Person as defined in the 2012 edition of the 'Australasian Code for Reporting of Exploration Results, Minerals Resources and Ore Reserves' (JORC Code). Mr Richards consents to the inclusion in the report of the matters based on his information in the form and context in which it appears.

WHY ZINC?

newera RESOURCES LIMITED

For personal use only

Upward Demand Pressures…

Platts reported that "according to Stephen Wilkinson, director of the International Zinc Association (IZA), new initiatives could add 1.9 million metric tons (MT) of demand to the zinc market over the next three years", April 8, 2014.

Global zinc consumption is expected to reach 20.5Mt by 2025 (CAGR of 4.3%), from the current level of 13.5Mt, (HDR Salva 2014).

…with Decreasing Supply…

"We now see the zinc balance tightening more significantly in 2015 and 2016 owing to a lack of supply growth, Goldman's said. Goldman's view is common across the market with a raft of banks having published bullish notes over the past six-months," (Platts, Jan 21 2014).

"The recent closures of large long-lived zinc mines have been well documented, with Glencore's Brunswick and Perseverance mines in Canada closing their doors in 2013. This trend is set to continue with Century and Lisheen mines also coming to an end in the first half of 2015. Both mines extracted high grade ores of around 11-12% zinc over the last 15 years," (AMG 2014).

Mine	Location	Owner	Closure date	Production Zn ktpa	% Global supply
Century	QLD	MMG	Mid-2015	500	3.7%
Brunswick & Perseverance	Canada	Glencore	2013	338	2.5%
Lisheen	Ireland	Vedanta	2015	167	1.3%
Skorpion	Namibia	Vedanta	2015/16	162	1.2%
Total				**1167**	**8.7%**

Recent and Impending Major Zinc Mine Closures

WHY ZINC?

newera RESOURCES LIMITED

For personal use only

...and already Tightening Stocks

Stocks (LME + SHFE and bonded warehouse in China) have declined for each of the last 12 consecutive quarters which translates to incremental metal demand of 550-600kt of zinc metal per year, (Glencore 2014).

LME Stocks are now down to levels last seen in Jan 2011. WoodMac and CRU, amongst others, expect deficits to persist into the medium term.

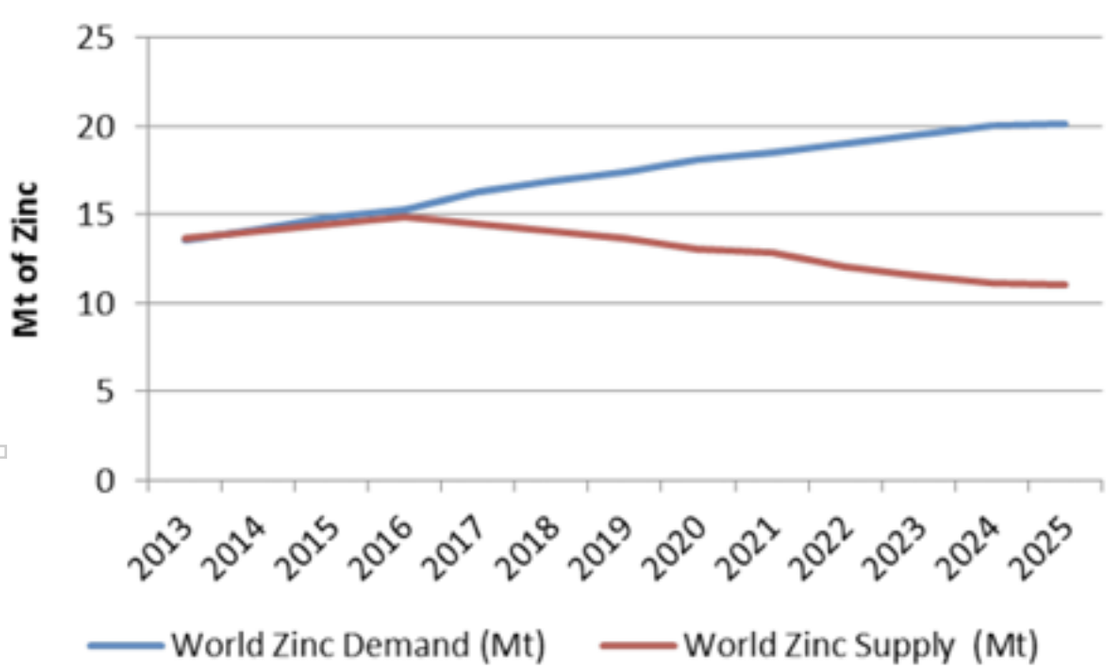

Long Term Global Zinc Demand/Supply and Zinc Surplus/Deficit: 2012-17, (IZA 2014)

WHY MEXICO?

For personal use only

- Strategic geographical location in world class mining region.
- Mexico is the 14th Largest World Economy with a recently upgraded sovereign rating of A3, (Moodys), a member of G20 and with political and financial stability under a North American-style legal and financial system.
- Highest ranked country for tax regime with low taxation rates (~28%) and mining royalties and Ranked #5 in Countries Favourable for Mining Investment, (Behre Dolbear, 2012).
- Mexico's regulatory environment is favourable towards foreign miners, allowing up to 100% ownership in locally based subsidiaries for foreign companies, enabling exploration and development activities, (BMI 2014).
- Ranked #6 for world zinc production, Mexico's top zinc mines include the Proano, Campo Morado, La Ciénega and Penasquito mines, all of which contributed to the country's 600,000 MT of zinc output last year. Chihuahua remains the country's largest zinc-producing state, (U.S. Geological Survey 2014).

	Mine Production 2012	Mine Production 2013	Reserves
United States	738	760	10,000
Australia	1,510	1,400	64,000
Bolivia	405	400	5,200
Canada	641	550	7,000
China	4,900	5,000	43,000
India	758	800	11,000
Ireland	338	330	1,300
Kazakhstan	371	370	10,000
Mexico	660	600	18,000
Peru	1,280	1,290	24,000
Other Countries	1,930	1,950	57,000
World total	13,531	13,450	250,500

Source: USGS

WHY PLOMOSAS? LOCATION AND OPERATIONS

For personal use only

PLOMOSAS COMPRISES OF 11 TENEMENTS TOTALLING ~3,000 HECTARES WITH MINING & EXPLOITATION LEASES UNTIL 2060…

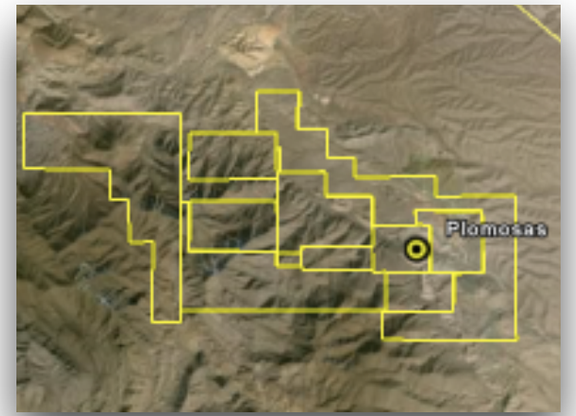

… WITH EXCELLENT TRANSPORT INFRASTRUCTURE…

Located in the northern Mexican state of Chihuahua Plomosas is approximately 1 hours drive on sealed roads to the State capital where the currently utilised concentrator is located. Chihuahua borders Texas and is a 1 hour flight from Dallas and Houston.

…AND EXISTING MINING OPERATIONS.

Mining and processing has proven amenable to standard methods. The wide stopes have remained open for extended periods without appreciable ground support requirements and the existing workings are fully accessible requiring only minor refurbishment to expand production.

WHY PLOMOSAS?
SUPERIOR & UNDERSTOOD ORE

For personal use only

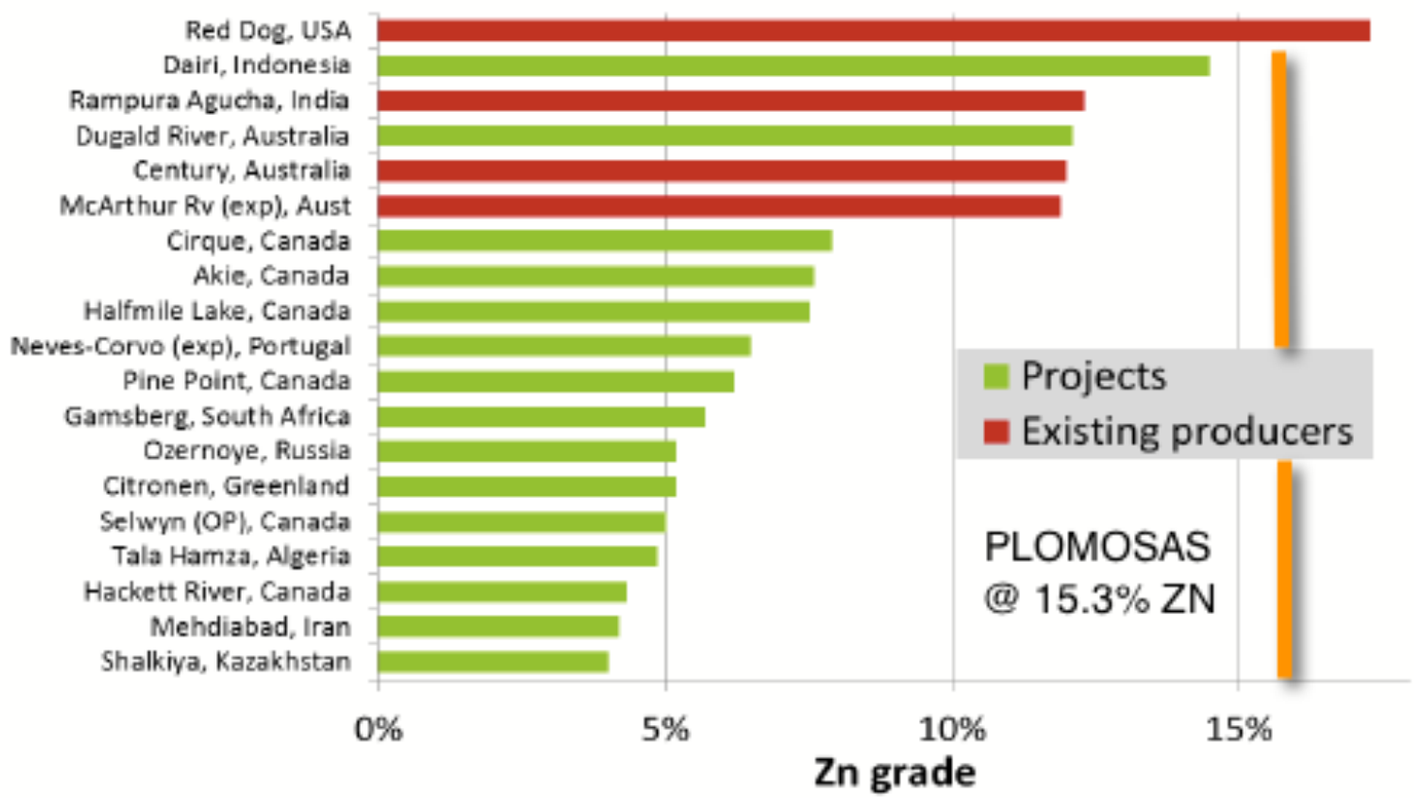

Plomosas is remarkable for its history of mining high grade ore (15%-25% Zinc (Zn) + Lead (Pb) with 40-60g/t Silver (Ag) credits) and clean mineralogy.

Ratios of Zinc to Lead content is approximately 2:1.



The Limestone replacement mineralisation is well understood and is amenable to geophysical exploration methods.

Exploration from surface and underground will be assisted as the mineralisation is constrained within a persistent and prominently defined stratigraphic horizon, which will assist drill targeting.

WHY PLOMOSAS? VOLUMES WITH POTENTIAL

For personal use only

"At the end of the day grade is king. I think it always will be. If you can find something that has a reasonable tonnage and a good grade, you could be off to the races. Such projects can be company makers." (Haywood Securities Mining Analyst, Stefan Ioannou, 2014)

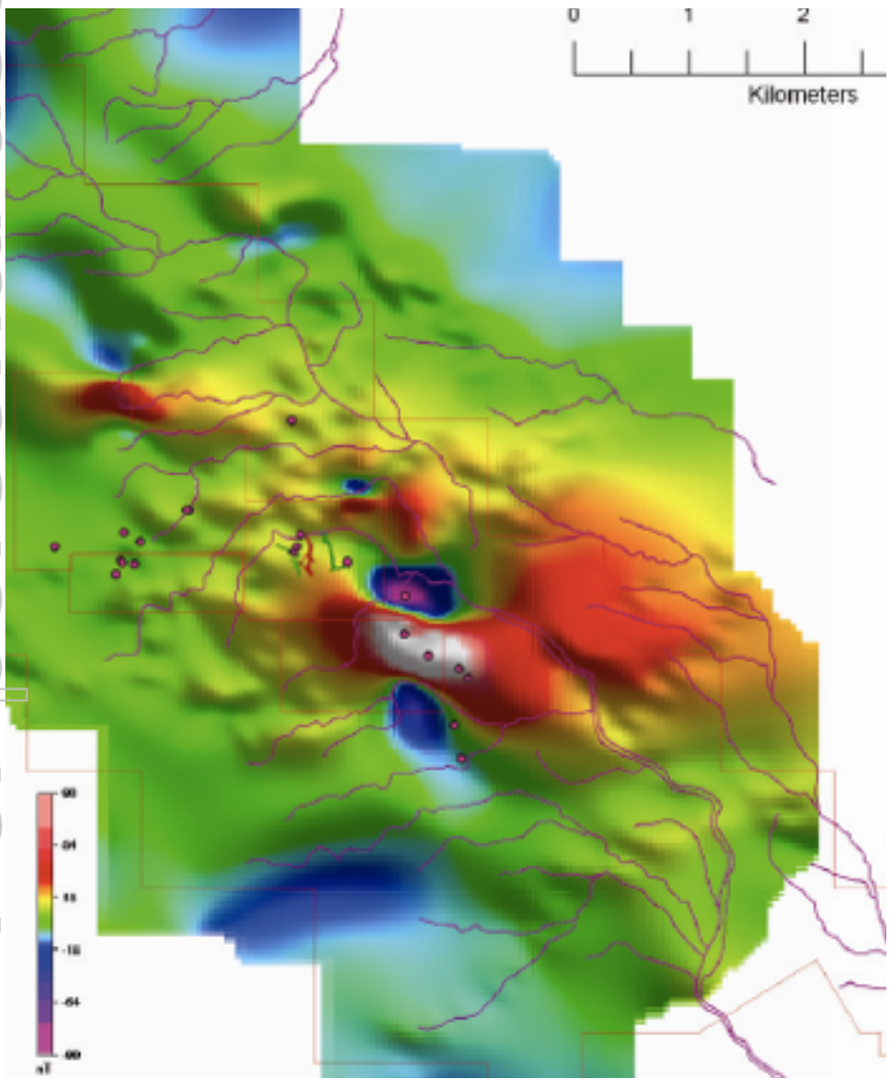

· The Plomosas mineralisation comprises predominantly structurally controlled, intrusive related, hydrothermal replacement of limestone rich sedimentary units.

· At Plomosas the thickness of the manto-style mineralisation can be up to more than 3m within a thicker sequence varying from 1-10m thick that dips uniformally at low angles to the NE.

· The mineralised bodies are of a well known style that is mined in the region. Numerous bodies are located within the sequence.

· Within the Plomosas area, small occurrences of epithermal-styles copper (Cu)+gold (Au) quartz veins have been identified and mined. At present these do not appear to contain significant tonnages but may present an alternative style of later stage mineralisation for future investigation.

WHY PLOMOSAS?
VOLUMES WITH POTENTIAL

newera
RESOURCES LIMITED

For personal use only

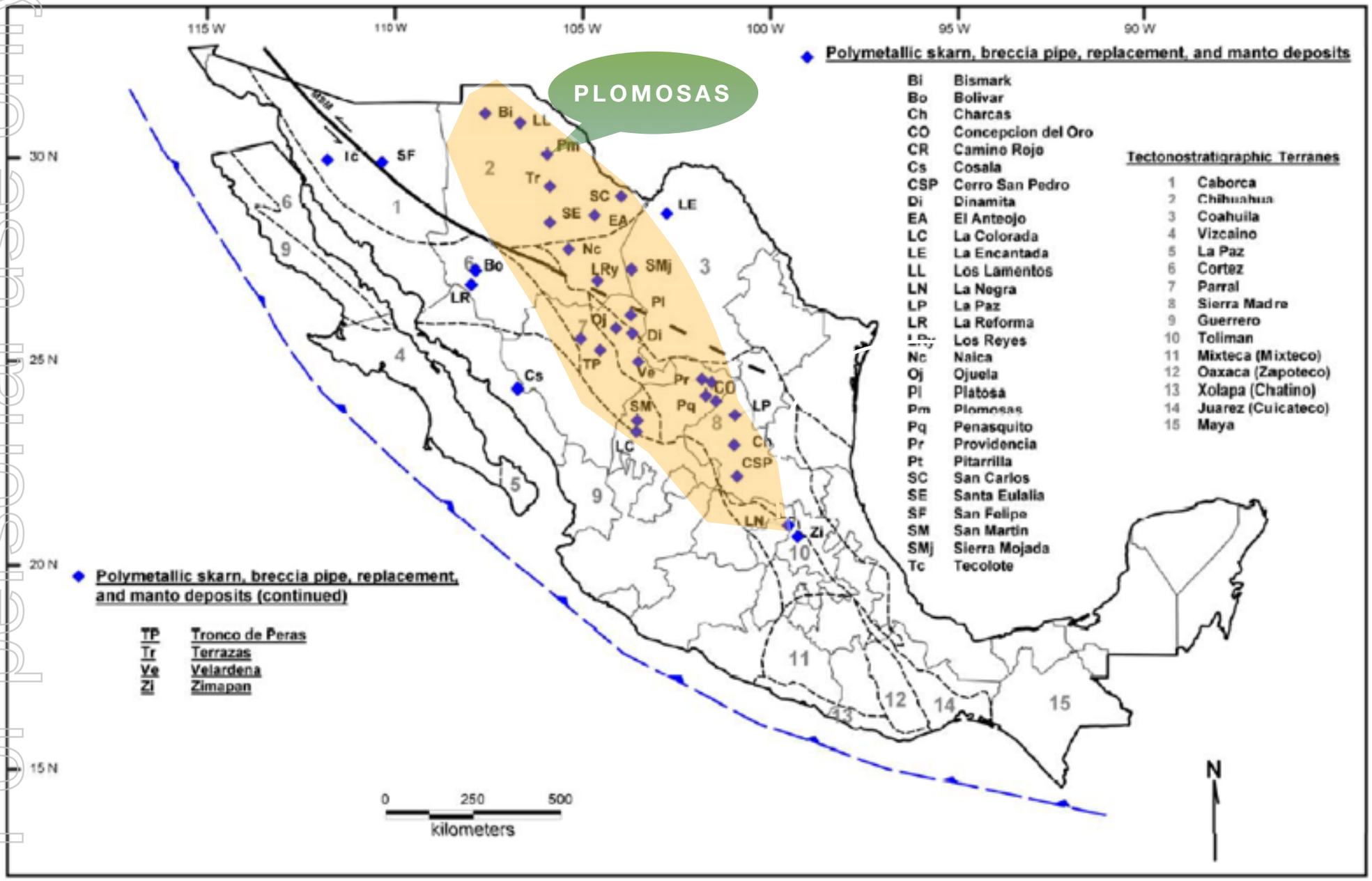

Plomosas, like so many Zn-Pb-Ag deposits in the region sits on the western margin of the large Chihuahua Basin which extends under Texas, Chihuahua and Eastern Mexico/Caribbean.

PLOMOSAS
...AND A SILVER LINING

newera
RESOURCES LIMITED

For personal use only

"The top primary silver miners average yield declined 41% from 13oz/t in 2005, to 7.6oz/t in 2013. Falling ore grades and yields are impacting all mining companies. It will become more expensive to produce silver in the future as ore grades continue to decline…" (SRSrocco Report, April 2014).

"Mine supply is expected to peak in next 2-3 years and current price levels are maintaining production but constraining investment in new capacity.

A surge in interest in the last quarter of 2014 is not enough to offset a weaker Q1-Q3 2014 and total physical demand is forecast to fall in 2014, but higher coin and bar demand in Q4 and into 2015 could lead to physical shortages and higher local premiums," (Andrew Leyland, The Silver Institute - 2014 Interim Report, Nov 2014).

Plomosas historically mined ore contains 40-60g/t (~1.4/2.1oz/t) Silver (Ag) credits as a by product,
and has occurrences of epithermal style copper (Cu) – gold (Au) quartz.

PLOMOSAS WORKS PROGRAMME

newera RESOURCES LIMITED

For personal use only

Technical Due Dilligence	8 weeks

Underground mapping and sampling & regional assessment
Underground mine and tailings dump surveys
Complete review of mine operations and current cost structures
Incoperate 100% Mexican subsidary, carry out legal due dilligence
Prepare dual language legal transaction contracts
Processing Review, Technical and Commercial

Legal Due Dilligence	8-10 weeks

Credit Facility for on going operations
Securing Preferntial Credit Status over Mining Leases

Mining & Processing Scoping Studies	8-10 weeks

Underground mining assessment and planning
Processing and metallurgicall review
LOMP planning

Exploration Phase 1	8-12 weeks

Underground and Tailings
Aeromagnetics and IP

Exploration Phase 2	10-14 weeks

Surface - district and down dip

PLOMOSAS VOLUMES WITH POTENTIAL

For personal use only

ASSET PRODUCING HIGH QUALITY GRADES

LOW POLITICAL AND LEGAL RISKS IN AN ESTABLISHED MINING AREA

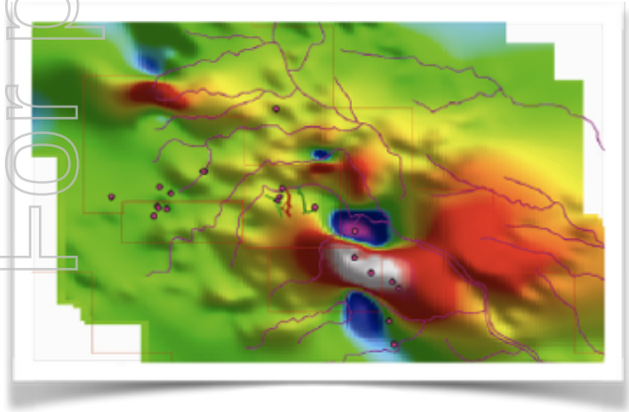

UPSIDE POTENTIAL IN DEPOSIT ALONG STRIKE AND DOWN DIP

For personal use only

newera
RESOURCES LIMITED

FOR FURTHER INFORMATION

MARTIN BLAKEMAN,
CHAIRMAN
P: (08) 9382 3100

ROSS COTTON,
CORPORATE ADVISOR
P: (08) 6380 2555

WHY ZINC? APPENDIX

For personal use only

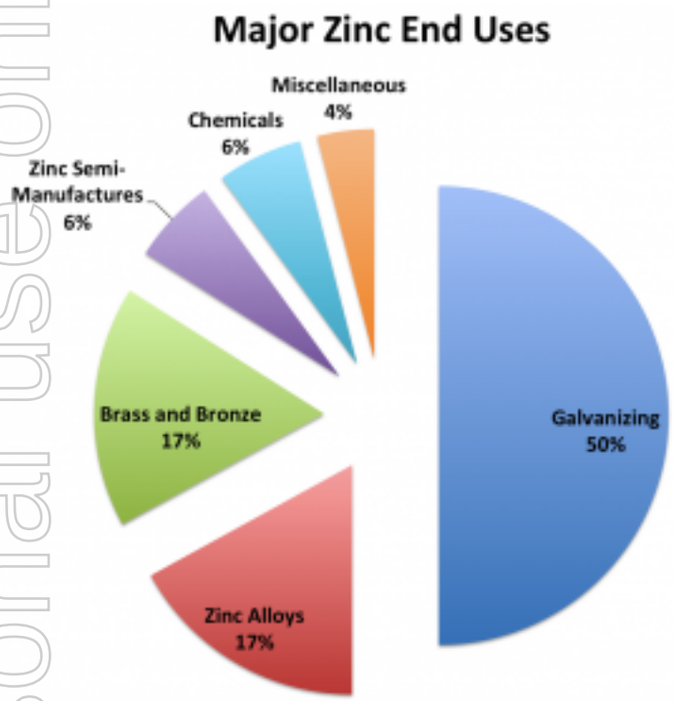

- At present, approximately 75% of the zinc consumed worldwide originates from mined ores and 25% from recycled or secondary zinc.
- Zinc is the 4th most utilised metal in the world.
- Rises in apparent demand of 9.2% in the United States and 13.8% in China were the main drivers behind an increase in global zinc metal usage of 7.4% for 2014 to date.
- Demand in Europe rose by a more modest 0.7%.
- Chinese net imports of refined zinc metal increased by 8.7% to 448kt.

(Source: ILZSG 19th November 2014)

World Refined Zinc Supply and Usage 2009 - 2014

000 tonnes						2013	2014	2014			
	2009	2010	2011	2012	2013	Jan-Sep		Jun	Jul	Aug	Sep
Mine Production	11605	12346	12590	12770	13196	9729	9909	1133.3	1167.3	1168.0	1086.1
Metal Production	11271	12896	13064	12630	12873	9550	9955	1122.7	1144.3	1133.2	1160.9
Metal Usage	10905	12649	12699	12386	12970	9555	10264	1166.2	1166.2	1185.3	1161.4

Source: ILZSG