

For personal use only



BLACK ROCK
MINING LIMITED

A Tanzanian Graphite Developer

INVESTOR PRESENTATION MARCH 2016

Disclaimer



The release, publication or distribution of this presentation in certain jurisdictions may be restricted by law and therefore persons in such jurisdictions into which this presentation is released, published or distributed should inform themselves about and observe such restrictions.

DISCLAIMER

This presentation is for informational purposes only and does not constitute an offer to sell, or solicitation to purchase, any securities. Such Offer can be made only through proper subscription documentation and only to investors meeting strict suitability requirements. Any failure to comply with these restrictions may constitute a violation of applicable securities laws. In providing this presentation Black Rock has not considered the financial position or needs of the recipient. Persons needing advice should consult their stockbroker, bank manager, solicitor, attorney, accountant or other independent financial and legal advisors.

FORWARD LOOKING STATEMENTS

Various statements in this presentation constitute statements relating to intentions, future acts and events. Such statements are generally classified as "forward looking statements" and involve known and unknown risks, uncertainties and other important factors that could cause those future acts, events and circumstances to differ materially from what is presented or implicitly portrayed herein. Words such as "anticipates", "expects", "intends", "plans", "believes", "seeks", "estimates" and similar expressions are intended to identify forward-looking statements. Black Rock caution shareholders and prospective shareholders not to place undue reliance on these forward-looking statements, which reflect the view of Black Rock only as of the date of this presentation. The forward-looking statements made in this presentation relate only to events as of the date on which the statements are made.

COMPETENT PERSON

The information in this report that relates to Exploration Results is based on information compiled by Steven Tambanis, who is a member of the AusIMM. He is an employee of Black Rock Mining Limited. Steven Tambanis has sufficient experience which is relevant to the style of mineralisation and type of deposit under consideration and to the activity which he is undertaking to qualify as a Competent Person as defined in the 2004 and 2012 Edition of the 'Australasian Code for Reporting of Exploration Results, Mineral Resources and Ore Reserves'. Steven Tambanis consents to the inclusion in the report of the matters based on their information in the form and context in which it appears.

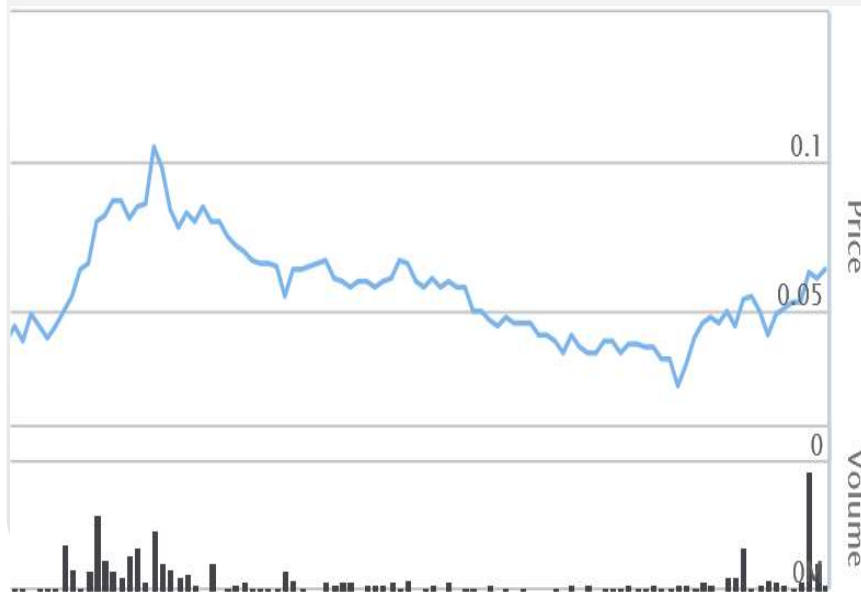
Corporate Overview



Capital Structure

Share Price	\$0.06
Shares on Issue	277m
Quoted Options on Issue ¹	77m
Market Capitalisation	\$16.6M
Cash in Bank	\$3.6M

6 Month Price Performance



www.blackrockmining.com.au

Board and Management

Stephen Copulos (Chairman)

- +30 years experience across a wide range of industries including mining, manufacturing, property, fast food and hospitality.
- Chairman of Crusader Resources Limited (ASX:CAS) and Consolidated Zinc Limited (ASX:CZL)

Steve Tambanis (Managing Director)

- Geologist with extensive commercial and operational experience in the resources industry including business development roles at WMC Resources.

Gabriel Chiappini (Director & Company Secretary)

- Chartered Accountant and member of Australian Institute of Company Directors with extensive experience as Director and Company Secretary to ASX listed companies.
- Director of Fastbrick Robotics Ltd (ASX:FBR), Sunbird Energy Ltd (ASX:SNY) and Global Geoscience Ltd (ASX:GSC)

Cygnnet Capital (Corporate Advisor)

For personal use only

The Mahenge Graphite Project, Tanzania



Fourth largest flake graphite JORC Resource in the World. On track to commercialise within 2 years

- Largest and highest grade resource in Tanzania. **131Mt@ 7.9% TGC*** with high grade portions of **37.6Mt @10.2%** or **16.7Mt@ 11.1%**.
- Higher grade compared to Tanzania Peer group provides flexibility - scope to initially develop a smaller mine then scale-up as demand increases. **Lower capital & lower risk**
- Higher proportion of coarse and jumbo flake compared to Mozambique. Excellent purities in the 96-98% range for coarse flake. This is a premium graphite product
- Scoping study results expected in March - will immediately roll into a Pre Feasibility Study (PFS)
- Metallurgical results to date exceed expectations with significant improvements expected as the test programme continues to optimise the process route
- Final 30 drill hole programme in April to increase proportion of Indicated Resource and define more high-grade tonnes
- Significant news flow for next six months on development and marketing process
- **BKT is materially undervalued compared to Peers**

Mahenge Graphite Project (Cont'd)



Tanzania's largest and highest grade graphite resource with 10.4Mt contained graphite. Fourth largest JORC Resource in the World

- Metallurgical test work indicates high coarse flake recoveries with high purities: testing from Epanko north primary zone returned 54.2% coarse flake or larger at 98.27% purity. This is high quality graphite with considerable scope to further improve flake quality
- The large flake size and high purity of Mahenge graphite tested to date suggests that Mahenge graphite can be applied to the premium battery market as well as traditional applications
- These key positive attributes:

• Resource size	• Straightforward metallurgy, (high flake size and purity)
• Grade	• Simple mining with low strip ratio

indicate excellent potential for a low cost, long life mining operation.

- Graphite marketing underway.
- Tanzania is a mining friendly jurisdiction with a good history of new mine development

Commercial Objectives



In February 2016, our exploration team delivered the largest and highest grade contained graphite resource in Tanzania, or the fourth largest Globally. This resource provides huge flexibility for small or large production rates.

We have a very pragmatic and commercial focus with a primary aim of generating significant returns to shareholders. Black Rock Mining will look to develop a mine over the next 12-24 months as we demonstrate a clear pathway for a sustainable long life operation.

We have engaged World class expertise from all relevant disciplines to assist us in determining the economic viability of a mining operation at Mahenge.

Our objectives are:

- Sufficiently low cash costs of production. ≈US\$400-450/t FOB port. A conservative basket price for sales: ≈US\$1,100-\$1,200/t; To begin with modest production, minimising capital expenditure and risk. 30,000-50,000tpa in study with capacity for future staged production increases
- To understand what product we can consistently produce over the life of mine. Indications to date are highly encouraging with a high purity flake concentrate and coarse sizing combining to make a premium graphite flake product
- To match our graphite attributes to customer requirements, match offtake to planned production, evaluate selling a range of graphite products into different applications, explore downstream value-added options;
- To work in harmony with the local community for a long term, sustainable partnership.

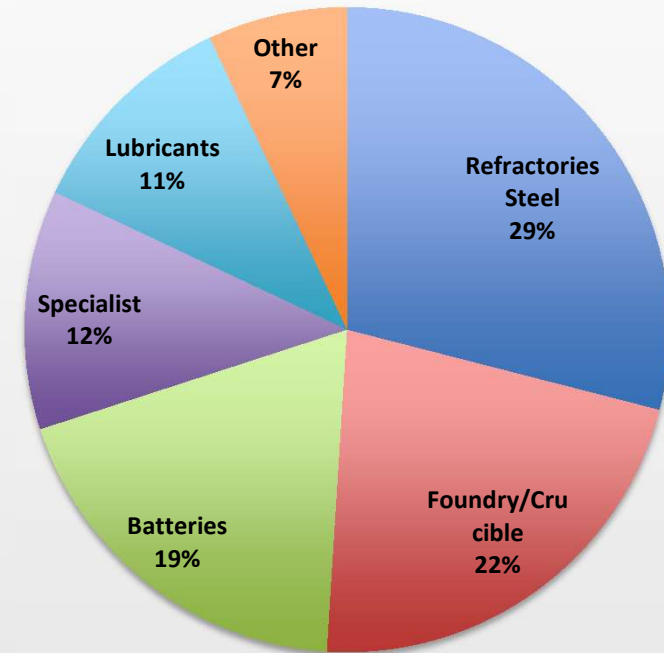
Natural flake graphite market



Set for continuing battery demand growth

- Production is currently dominated by China (75%) and Brazil (10-15%)
- China does not have significant coarse flake proportions compared to Africa
- East Coast Africa is set to become a new low cost supplier with potential to offer coarse flake graphite at higher purities than Asian sourced material.
- Typical end uses are steel making, refractories, brakes, lubricants and batteries
- Battery usage is a strong growth sector for electronic appliances and the fast developing electric vehicle (EV) market
- Even larger growth is expected for electrical storage (home and industrial). This sector has potential to eclipse the EV market in battery demand

Flake Graphite by Use



Metallurgical test work, Perth



Extensive metallurgical test work programme underway with first stage results expected in March

- Formal programme to evaluate Epanko and Ulanzi lodes. 500kg sample from Ulanzi processed to make flake concentrates for further evaluation and marketing
- Excellent results to date with scope to improve with ongoing optimisation
- Results from Epanko oxide and fresh zones up to 98.3% purity and average TCG of 97.88% for all fractions >75 μ (table below)

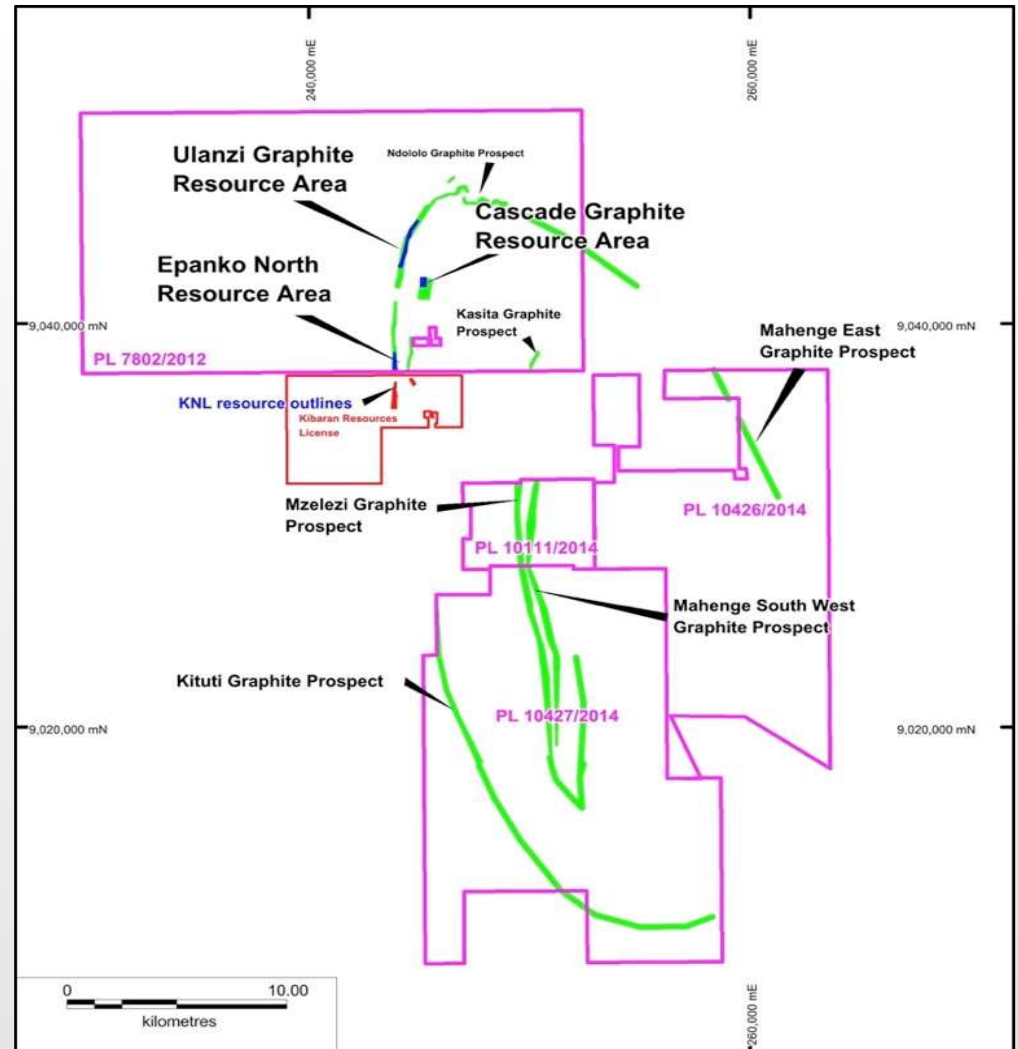
Screen Size	Mass	TGC (%)
	%	Assay
+300 μ m	16.5	98.2
+180 μ m	37.8	98.3
+150 μ m	9.4	97.3
+106 μ m	13.8	97.6
+75 μ m	8.7	96.5
+38 μ m	7.7	89.2
-38 μ m	6.2	76.7



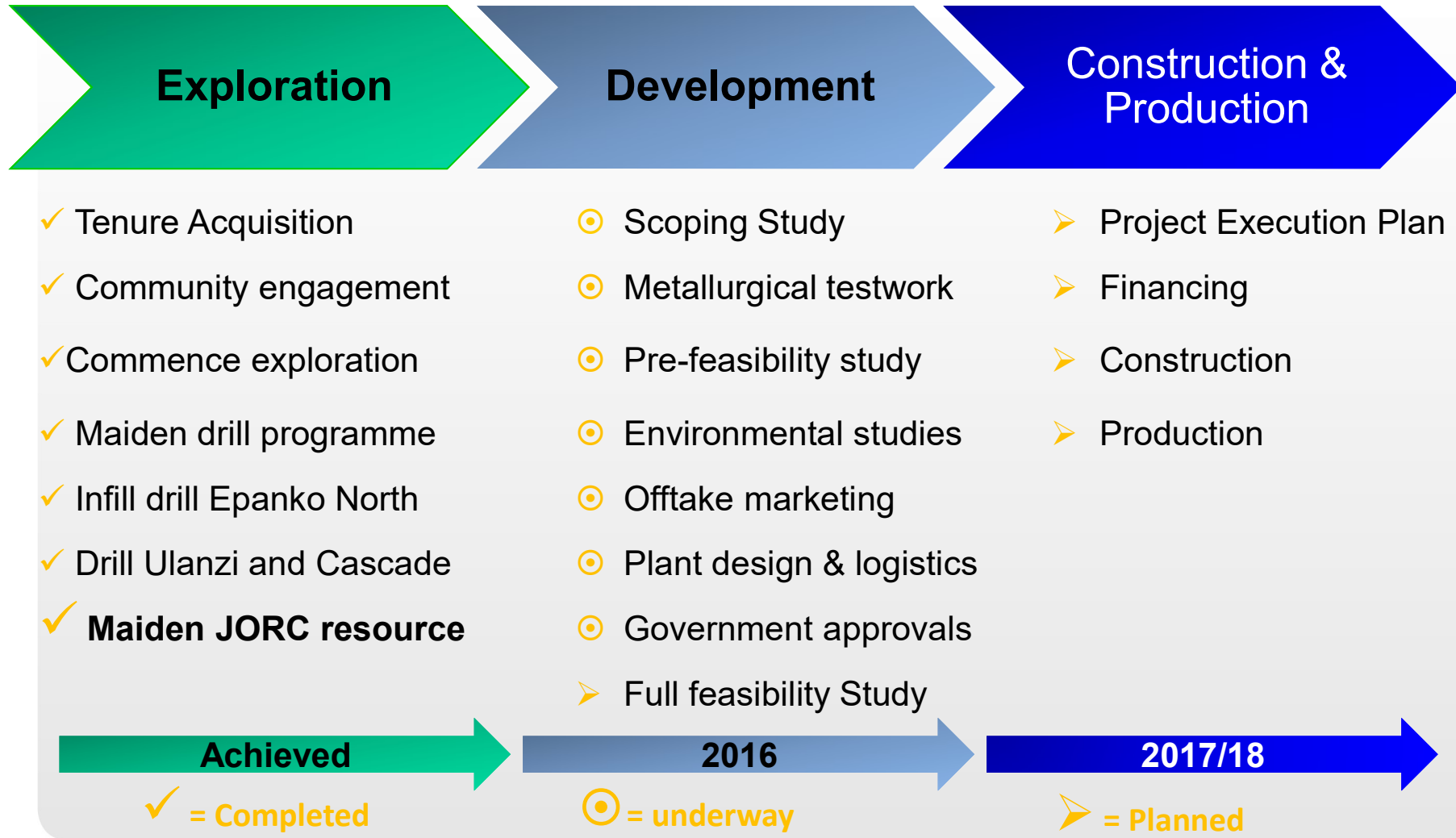
Mahenge Project Area



- 680km² of tenure
- The Epanko north, Ulanzi and Cascades graphite zones contain Tanzania's largest and highest grade graphite resource. Additional drilling will yield more graphite mineralisation
- 60km from Ifakara which has mains power from the nearby Mikumi Hydroelectric plant and rail head to Dar es Salaam Port
- Green zones represent mapped graphite bearing lode structures within the Mahenge north tenement.
- Significant additional resource potential between Ulanzi and Epanko north, plus 22km of untested graphite lodes at Kituti



Development Pathway



ASX Peer Comparison – total resource size

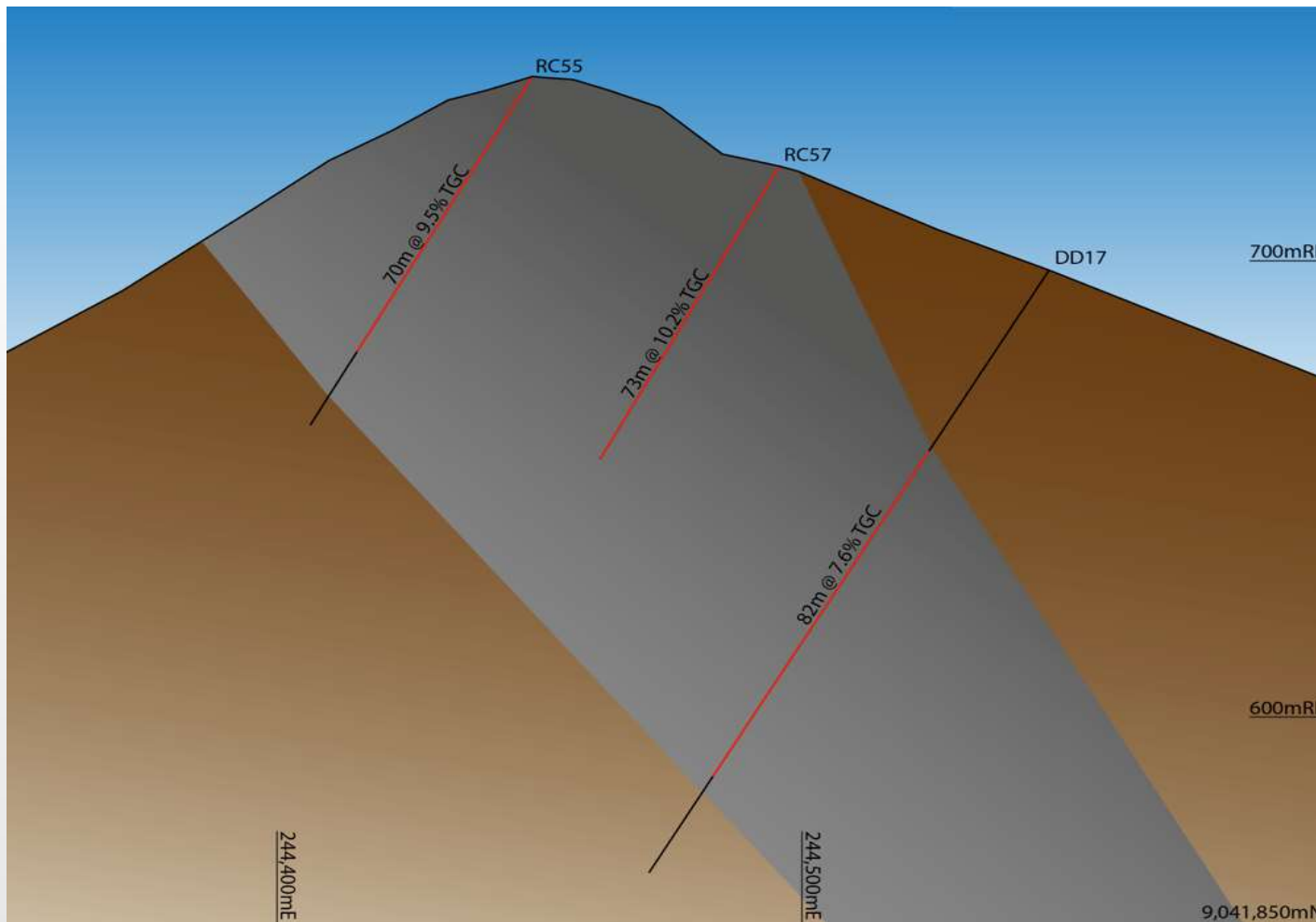


Company	Market	Resource	Grade	Cont.	Type	Resource Category (JORC)	Project Location	Enterprise	EV/Tonne
	Cap	Size	(TGC%)	Graphite				Value	Graphite
	(\$M)	(Mt)		(Mt)				A\$m	A\$/t
Syrah Resources (SYR)	\$1,009	1,150	10.2%	117	Flake	Measured, Ind, Inf	Mozambique	818	\$6.99
Triton Minerals (TON) (Suspended)	\$30	1,457	10.7%	155	Flake	Indicated, Inferred	Mozambique	29.7	\$0.19
Metals of Africa (MTA) GLOBAL	\$10.2	83.5	8.8%	7.4	Flake	Measured, Ind, Inf	Mozambique	8.7	\$1.18
Black Rock Mining (BKT) global res	\$13.6	131.1	7.9%	10.4	Flake	Indicated, inferred	Tanzania	8.67	\$0.84
Mozambi Resources (MOZ)	\$20	178	5.1%	9.08	Flake	inferred	Tanzania	14.4	\$1.59
Magnis Resources (MNS)	\$111	174	5.4%	9.40	Flake	Measured, Ind, Inf	Tanzania	106.42	\$11.33
KNL global resource	\$30	89.1	7.4%	6.6	Flake	Measured, Ind, Inf	Tanzania	26.6	\$4.03
IMX Resources (IXR)	\$5.0	9.2	10.7%	0.98	Flake	Indicated, Inferred	Tanzania	4.3	\$4.39
Walkabout Resources (WKT)	\$5.8	15.3	10.1%	1.5	Flake	inferred	Tanzania	5.524	\$3.68
Tanz. Av.									\$4.31
Talga Resources (TLG)	\$45.0	8	24.4%	1.85	amorph	Indicated, Inferred	Sweden	40	\$21.62
Lamboos Resources (HXG) Hexagon	\$20.0	17.2	4.6%	0.8	Flake	Indicated, Inferred	Australia (WA)	19.5	\$24.38
Archer Exploration (AXE)	\$6.00	5	7.6%	0.4	Flake	Measured, Ind, Inf	Australia (SA)	5	\$12.50
Valence Industries (VXL) (suspended)	\$22	3	11.7%	0.35	Flake	Indicated, Inferred	Australia (SA)	21.4	\$61.14
Aust. Av.									\$31.72
Lincoln Minerals (LML)	\$10.50	2	15.1%	0.33	Flake	Indicated, Inferred	Australia (SA)	9.53	\$28.88

Source: ASX Company announcements. Cash position post capital raisings as at 29 February 16

Source: ASX Company announcements. Market Capitalisation as at 04 March 2016

Ulanzi cross section



Cross sectional view of Ulanzi mineralised lode showing mineralisation on top of steep dipping ridge structures, ideal for low cost mining. Mining strip ratio is expected to < 1:1 Waste:Ore.

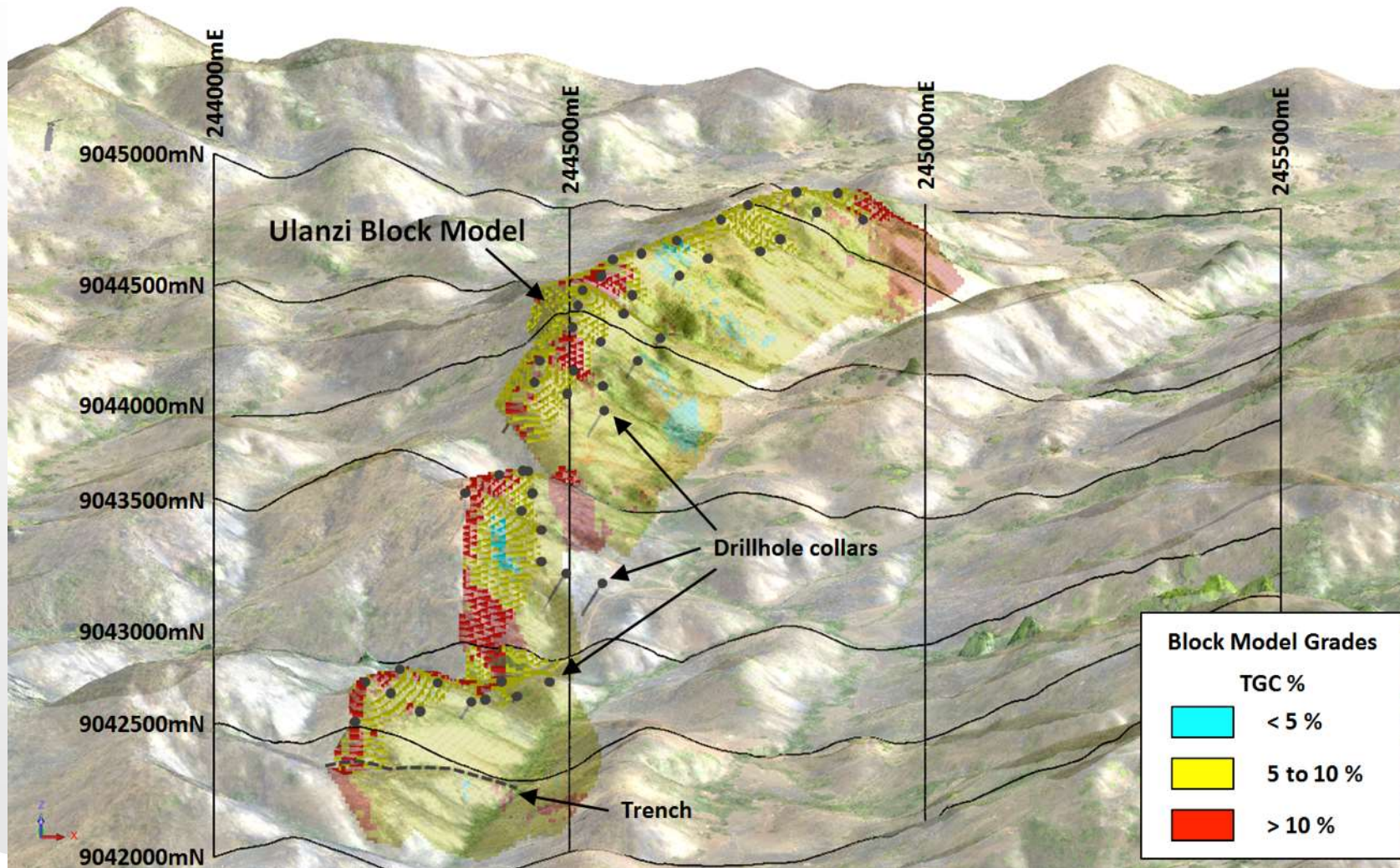
Summary: Value Proposition



- ✓ **The Largest and highest grade JORC resource in Tanzania**
131Mt@ 7.9% TGC with 40% of resource tonnes in the Indicated category. High grade zones of 16.7Mt @11.1% TGC. Low strip ratio open pit mining
Ability to produce 25-250ktpa of graphite concentrates without straining the resource
- ✓ **Metallurgical testing indicates excellent flake concentrate can be made from a simple three stage flotation process**
54% of coarse flake concentrate >180 microns at 98.27% purity from Epanko primary zone, including 16% >300 microns. Scope for further improvements in flake size and grade
- ✓ **Straightforward Logistics**
60km from TAZARA railhead at Ifakara. Train to Dar es Salaam Port. Road transport is a viable option. Potential for Mains power from nearby hydroelectric scheme at Mikumi
- ✓ **Scoping study results due in March. Marketing discussions underway**
- ✓ **Results indicate potential to establish a long-life, low cost mine**

For personal use only

Ulanzi Block model 3D view



Thank You

Mr. Steven Tambanis

Managing Director

Office: +61 8 9320 7550

st@blackrockmining.com.au



BLACK ROCK
MINING LIMITED