

# Activities

## HIGHLIGHTS

**FURTHER UPGRADE ADDS ANOTHER 15% TO KUPE RESERVES**  
**STEADY PRODUCTION PERFORMANCE GENERATES \$25M OF CASH**

## KUPE

### Increase in Kupe Developed Reserves

A further upgrade in developed reserves in the Kupe gas and light oil field has been confirmed by new analysis completed since the 34.7 per cent increase announced in October last year.

That upgrade was the result of well interventions performed during the 2014-15 summer. Since then detailed reservoir simulation uncertainty modelling has been performed for the joint venture.

As a result, a further 15% increase in 2P developed reserves has been concluded.

The upgrade increases Kupe reserves from 5.22 million barrels of oil equivalent to 6.02 million barrels.

An extra 3.6 petajoules of gas and 16.69 kilotonnes of LPG has been confirmed compared to 2P developed reserves at 31 December 2015 [less production volumes since then.]

This reserves increase provides additional volume from within the existing development. It also provides further security that contracted volumes can be met without needing significant additional capital.

In addition to the upgrade in developed reserves, technical work is nearing completion to assess options for developing undeveloped reserves of 3.2 million barrels. These reserves were reported in the company's Interim Report statement of total Kupe 2P reserves at 31 December 2015. A review of undeveloped reserves is expected in the second quarter of 2016. The Kupe joint venture has not made a final investment decision on the undeveloped reserves.

Stated volumes are New Zealand Oil & Gas share.

## KUPE RESERVES

New Zealand Oil & Gas share	Previous 2P Developed Reserves at 31 Dec 2015	Previous 2P Developed Reserves less production since 1 Jan 2016	2P Developed Reserves at 1 Apr 2016	Change	%
15% equity					
Sales Gas Petajoules	22.79	21.87	<b>25.47</b>	3.60	16.45%
LPG Kilotonnes	95.01	91.11	<b>107.80</b>	16.69	18.32%
Light oil Million barrels	0.96	0.91	<b>0.98</b>	0.07	8.24%
Millions of barrels of oil equivalent	5.45	5.22	<b>6.02</b>	<b>0.8</b>	<b>15.29%</b>

See Reserves Statement, next page.

## NZO TO BE DELISTED FROM ASX

New Zealand Oil & Gas has received approval from the ASX for its plans to delist from the official list of ASX.

Shareholders on the Australian register have been sent a circular, which you can read at

<https://www.nzog.com/dmsdocument/180>

**Trading of NZO shares on the ASX will be suspended from close of trading on 24 May 2016.**

**The stock will be removed from the ASX official list on close of trading on 31 May 2016.**

Shareholdings remaining on the company's Australian register will be transferred to the company's New Zealand register. NZO shares will continue to trade on the New Zealand exchange,

NZX, and will continue to be subject to the relevant corporate and securities laws of New Zealand as well as the rules and regulations of the Financial Markets Authority.

Chairman Rodger Finlay said, "For 34 consecutive years since our company was founded NZX has provided a reliable, well-regulated platform with ample liquidity for our shareholders. The board of directors has noted that trading in the company's shares on the ASX consistently suffers from poor liquidity and low daily trading volumes.

"Delisting is also consistent with other recently announced initiatives to reduce costs. The board considers that the cost of continued listing on ASX outweighs the benefits."

## SHARE BUY BACK

In March New Zealand Oil & Gas confirmed its intention to buy back up to 64 million fully paid ordinary shares.

The board considers that the market price of the company's shares is lower than is justified by the underlying value of the company's assets and therefore that all shareholders would benefit if shares are bought and cancelled by the company.

The company has 338,180,618 listed ordinary shares. While the maximum number of shares that may be acquired in the buyback is 64 million, whether shares are bought back at all will

depend on the market conditions and other factors prevailing at the relevant time.

The company will regularly reassess the situation and seek to purchase shares at prices that in its view represent the best value for shareholders.

Purchases may continue up until 9 March 2017, following which further notice will be provided to NZX and a refreshed disclosure document will be issued prior to continuing under the approved buyback.

## QUESTIONS?

If you have any queries about your shareholding, please contact Computershare:

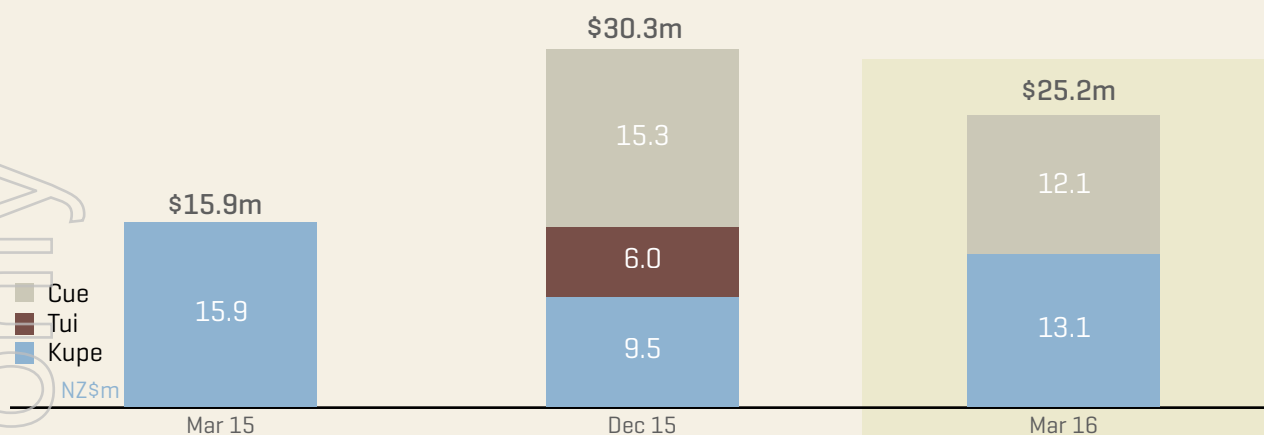
New Zealand: 0800 467 335 (from outside New Zealand, use +64 9 488 8777). Australia: 1 800 501 366 (from outside Australia, use +61 3 9415 4083). You can email your enquiry to [enquiry@computershare.co.nz](mailto:enquiry@computershare.co.nz) or visit [www.investorcentre.com/nz](http://www.investorcentre.com/nz)

To discuss the delisting or share buyback with someone at New Zealand Oil & Gas, please call or email Michael Dunn, Investor Relations: +64 4 495 2423 or [Michael.Dunn@nzog.com](mailto:Michael.Dunn@nzog.com)

## RESERVES STATEMENT

Reserves are quantities of petroleum anticipated to be commercially recoverable from known accumulations from a given date forward; that are judged to be discovered, recoverable, commercial and remaining. Probable (2P) reserves have a 50 per cent chance or better of being technically and economically producible. Developed reserves are expected to be recovered from existing wells and facilities. Undeveloped reserves are quantities expected to be recovered through future investments (e.g. new wells, compressors, and other facilities). Total reserves are the sum of developed and undeveloped reserves at a given level of certainty. Oil and gas reserves reported in this statement are as at 1 April 2016. The Kupe estimate is based on over six years of production data and a full uncertainty analysis of reservoir simulation models provided by the field operator, Origin Energy. Estimates of reserves are based on their value in use with a discount rate of 10% applied. The oil price assumptions are based on the Bloomberg consensus mean, with contracted volumes of gas and LPG sold on current contract terms. For volumes in excess of current contracts, a future base market price of \$6/gigajoule is assumed for gas sales and LPG prices are linked to the Bloomberg consensus mean forecast for oil. The conversion factors used throughout this report for barrels of oil equivalent are: 163.40 barrels of oil equivalent per terajoule of natural gas and 8.15 barrels of oil equivalent per tonne of LPG. Reserves and resources reported herein refer to hydrocarbon volumes post-processing and immediately prior to point of sale. The volumes refer to standard conditions, defined as 14.7psia and 60°F. This reserves statement is approved by, based on, and fairly represents information and supporting documentation prepared by New Zealand Oil & Gas Vice President & General Manager, Exploration & Production Andrew Jefferies, B Eng (Mech Hons), MSc Pet Eng, MBA, and SPE (Society of Petroleum Engineers) Certified Petroleum Engineer with over 25 years of industry experience.

New Zealand Oil & Gas operating revenue for the quarter was NZ\$25.2 million.



New Zealand Oil & Gas performed in line with expectations during the quarter, given the low oil price environment.

Receipts were boosted by two shipments at Kupe.

Exploration costs of NZ\$10.3 million for the quarter were focused on Cue's Indonesian drilling at Mahakam Hilir and, to a lesser extent, the Te Kiri well in New Zealand. New Zealand Oil & Gas continues to scale back its exploration activities and spent less than NZ\$1 million in the quarter. Development capital expenditure for the quarter was below expectations and split equally between Kupe and Maari.

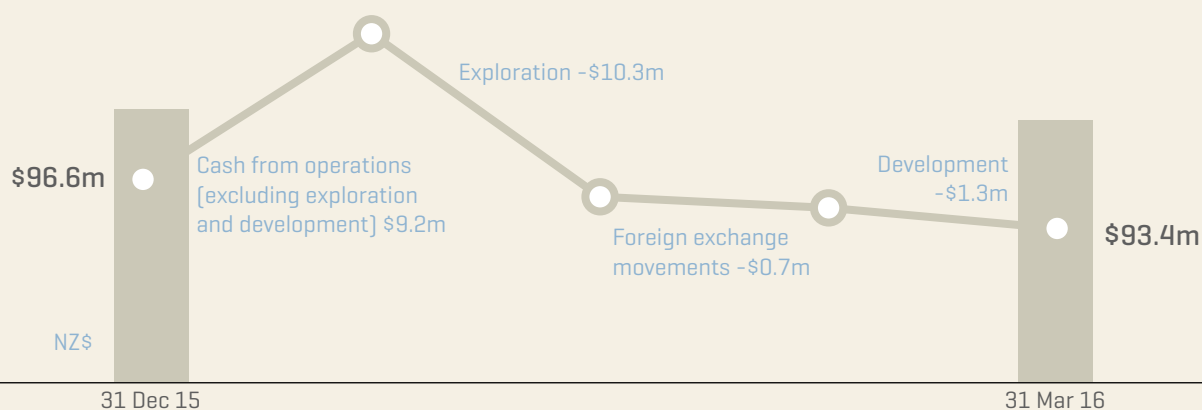
Revenue was higher than the comparable quarter last year because of the consolidation of Cue into the group accounts [effective from the June quarter 2015]. Revenue was lower compared to the December quarter due to the lower oil price, the timing of shipments at Tui and lower sales volumes.

Revenue from the sale of Kupe sales gas, LPG and light oil was NZ\$13.1 million. Revenue of NZ\$12.1 from Cue's sales is recognised on a cash basis.

The stronger New Zealand dollar resulted in a negative impact on US dollar balances for both New Zealand Oil & Gas and Cue. As at March 2016, the New Zealand Oil & Gas cash balance was NZ\$93.4 million, with cash holdings principally in US dollar accounts, but also held in NZ and AU dollar accounts. NZ\$24.8 million is held by Cue. New Zealand Oil & Gas had no outstanding debt at end of the period.

More financial information is contained in the 31 March 2016 Quarterly Cash Flows Report, which has been released to the NZX and ASX.

CASH BALANCE



	3 months to 31 Mar 16	Previous quarter	Comparable quarter a year ago*
Revenue NZ\$m	25.2	30.3	15.9
Cash balance NZ\$m	93.4	96.6	43.2

\*Cue's revenue and cash balance are not included in comparative figures from a year ago. Although the effective date of control was 31 March 2015 New Zealand Oil & Gas initiated the consolidation of Cue's financials from June quarter onwards. Financial update includes 100 per cent of Cue's revenue and cash balance with no adjustment for the 51.89 per cent non-controlling interest.

PRODUCTION SUMMARY

MORE DETAIL ABOUT ASSET PERFORMANCE IS AT NZOG.COM

	March quarter FY16	December quarter FY16	% Change
Net oil production Barrels	205,200	219,555	-6
Net gas production Petajoules	1.69	1.55	9
LPG production Tonnes	3,900	2,704	44

Some rounding. Includes 100% of Cue's performance and interests.

KUPE

**Kupe oil and gas field** (PML 38146)

- 15% New Zealand Oil & Gas
- 50% Origin Energy (Operator)
- 31% Genesis Energy
- 4% Mitsui

Kupe production was up compared to the prior quarter, which had lower volumes because of a scheduled 28-day plant shut down for maintenance and project activities work.

There were two liftings during the quarter totaling 425,560 barrels (New Zealand Oil & Gas share 63,830 barrels of oil). At 31 March 2016 there were 109,140 barrels of oil in inventory (New Zealand Oil & Gas share 16,370 barrels of oil). Inventory and liftings were in line with expectations.

	Total field for quarter	New Zealand Oil & Gas share for quarter	New Zealand Oil & Gas share previous quarter	New Zealand Oil & Gas share for comparable quarter a year ago
Gas Petajoules	6.13	0.92	0.65	1.00
LPG Tonnes	26,000	3,900	2,700	3,970
Light Oil Barrels	355,900	53,390	39,130	65,950
Revenue NZ\$m		13.1	9.5	15.9

Some rounding.

TUI

**Tui oil field** (PML 38158)

- 27.5% New Zealand Oil & Gas
- 57.5% AWE (Operator)
- 15% Pan Pacific Petroleum

There were no shipments during the period. At 31 March 2016 there were 427,798 barrels of oil in inventory (New Zealand Oil & Gas share 117,644 barrels of oil). Tui production was down in

the quarter, in-line with natural field decline, but continues in-line with New Zealand Oil & Gas budgeted expectations. The Pateke-4H well continues to produce above Operator expectations in terms of oil production and with slower water cut development. Rate trials were conducted late in the quarter in an effort to optimise the system and test whether to bring the Pateke-3H well back into production. Information will be reviewed and a plan will be determined in the second quarter of 2016.

	Total field for quarter	New Zealand Oil & Gas share for quarter	New Zealand Oil & Gas share previous quarter	New Zealand Oil & Gas share for comparable quarter a year ago
Oil Barrels	304,300	82,600	99,710	51,000
Revenue NZ\$m		0.0	6.0	0.0

Some rounding. New Zealand Oil & Gas share of production is net of fuel used in production of oil.

## MAARI

### Maari oil field (PML 38160)

5% Cue Energy

69% OMV New Zealand (Operator)

16% Todd Maari

10% Horizon Oil International

Cue's share of net oil sales in the quarter from the Maari and Manaia fields was 38,200 barrels of oil which generated NZ \$1.75 million in revenue received. The Maari FPSO mooring line upgrade is underway and proceeding as planned at a net cost of approximately AU\$3 million to Cue. Concurrently, an extensive

multi-well work-over campaign is also proceeding as planned. Production during the mooring intervention continued during the quarter, however some wells experienced short term shut-ins for operational reasons. The water injection line repair is planned to follow the mooring upgrade and is scheduled to be completed in May. Once water injection is reinstated, daily production should be enhanced due to resumed pressure support for key producers. Once the field projects are completed and benefits from the well work-over campaign and water injection are realised, production from the field should be optimised and stable at around 12,000 barrels of oil per day for the remainder of 2016.

	Total field for quarter	Cue share for quarter	Cue share previous quarter	Cue share September quarter 2015
Oil	1,061,000	53,050	64,220	67,700
Barrels				
Revenue		1.75	4.86	5.0
NZ\$m				

Some rounding

## SAMPANG

### Sampang Production Sharing Contract

15% Cue Energy

45% Santos Sampang (Operator)

40% Singapore Petroleum Company

Cue's net share of oil sales in the quarter was 34,343 barrels. During the quarter Cue's net share of gas sales was 0.77 petajoules of gas. As at 31 March 2016 there were 193,050 barrels of oil in inventory (Cue share 21,875 barrels of oil).

### Oyong Field

During March a planned shut-down for routine maintenance was successfully completed, with the field now ramping back up to full

production. Oyong maintains an average gross gas rate of 31 - 37 terajoules per day produced as associated gas from the oil producing wells and also non-associated gas from the Oyong 6 and Oyong-10 wells. These wells are completed above the oil column in the gas cap.

### Wortel Field

Installation of onshore gas compression at the Grati gas plant has now been completed and all three compressors are fully functional. Compression capacity has resulted in increased deliverability from Wortel to 47 terajoules per day. This work will help to maintain gas production from the Oyong and Wortel fields. Facility studies are underway to extend the combined fields' gas production from Oyong and Wortel.

	Total field for quarter	Cue share for quarter	Cue share previous quarter	Cue share September quarter 2015
Oil	89,410	11,360	13,300	15,100
Barrels				
Gas	6.47	0.77	0.90	0.76
Petajoules				
Revenue		10.1	10.2	6.47
NZ\$m				

Some rounding. Cue's share of Sampang PSC oil and gas production in the table above is net of government take under the PSC.

## PINE MILLS

80% Cue Energy

20% Gale Force Petroleum

Cue's net share of oil sales in the quarter was 5,972 barrels which generated NZ\$0.18 million in revenue received.

	Total field for quarter	Cue share for quarter
Oil	6,010	4,810
Barrels		
Revenue		0.18
NZ\$m		

Some rounding. Pine Mills production in the table above is net of government royalty.

## TARANAKI

**Kupe (PML 38146)**

15% New Zealand Oil &amp; Gas

50% Origin Energy (Operator)

31% Genesis Energy

4% Mitsui

A recommendation on the second phase of development at Kupe is expected from the operator in the second quarter of 2016.

**Kaheru (PEP 52181)**

35% New Zealand Oil &amp; Gas (Operator)

40% TAG Oil

25% Beach Energy

In February New Zealand Oil & Gas announced that economic conditions could not support drilling the prospect before the commitment date of May 2016. After exploring options to defer or amend work obligations, the joint venture submitted to the regulator an application to surrender the permit. Subsequent to quarter end, the surrender of PEP 52181 was granted.

**Matuku (PEP 51906)**

12.5% New Zealand Oil &amp; Gas

65% OMV (Operator)

22.5% Octanex

A 400 square-kilometre Kaka 3D seismic survey was acquired in the southeast of the permit in 2014. Following interpretation of the Kaka 3D seismic data, the operator identified closure in the Cascade lead at the Farewell Sandstone reservoir level and another closure at the North Cape Sandstone level. Geological and geophysical work progressed in the quarter to assess the Cascade lead and meet work programme commitments.

**Vulcan (PEP 55793)**

30% New Zealand Oil &amp; Gas

70% Woodside Energy (New Zealand) (Operator)

A 3D seismic survey of approximately 1100 square-kilometres was successfully acquired by Dolphin Geophysical in the first quarter of 2015. Prestack depth migration processing, to more precisely determine the structure of the reservoir, is ongoing. Final depth data is expected by quarter two 2016.

**Aihe (PEP 54865)**

20% Cue Energy\*

80% Todd Exploration (Operator)

The permit carries a minimum work programme of 285 square-kilometers of 3D seismic to be acquired, processed and interpreted before June 2016. The joint venture was unable to secure a seismic vessel for the first quarter of 2016 and, subject to government consent, will now have to defer the seismic acquisition work programme until a suitable vessel can be procured.

**Whio (PEP 51313)**

14% Cue Energy\*

30% OMV New Zealand (Operator)

35% Todd Exploration

21% Horizon Oil (New Zealand)

Studies are being completed by the operator to determine the feasibility of acquiring additional 100 square-kilometers of 3D seismic data to reduce the geological risk of the remaining prospects. Cue will make a decision whether to proceed with the next commitment under the permit or withdraw.

**Te Kiri (PEP 51149)**

20% Cue Energy\*

80% Todd Exploration (Operator)

The Te Kiri North-1 well spudded on 16 December 2015. A decision to plug and abandon the Te Kiri North-1 well was made on 19 January 2016 as the well encountered non-commercial oil shows. Cue has initiated a process to withdraw from the permit.

\* New Zealand Oil & Gas has a 48.11 per cent interest in Cue Energy.

## CANTERBURY-GREAT SOUTH BASIN

**Clipper (PEP 52717)****50% New Zealand Oil & Gas (Operator)**

50% Beach Energy

The regulator reviewed an application lodged in the previous quarter to extend the permit terms and subsequently the conditions requiring a drill-or-drop decision by April.

New Zealand Oil & Gas has agreed a forward work programme with New Zealand Petroleum and Minerals that reflects an intention to defer the joint venture's first contingent drill decision in the permit to the first quarter of 2019.

Discussions with potential farm-in partners continued during the quarter.

**Galleon (PEP 55792)****100% New Zealand Oil & Gas (Operator)**

While the company's work obligations in the permit are complete, its study in the permit has identified new concepts. The potential of the previously unidentified large stratigraphic play, known as the Punt Lead, is proving to be an attractive proposition to potential farm-in partners who are undertaking work on the neighbouring PEP 52717 permit.

**Toroa (PEP 55794)****30% New Zealand Oil & Gas**

70% Woodside Energy (New Zealand 55794) (Operator)

A 3D seismic survey of approximately 1100 square-kilometres was successfully acquired by Dolphin Geophysical in the first quarter of 2015. Prestack depth migration processing, to more precisely determine the structure of the reservoir, is ongoing. Final depth data is expected by quarter two 2016.

## INDONESIA

**Kisaran**

Production Sharing Contract

**22.5% New Zealand Oil & Gas**

55% Pacific Oil &amp; Gas (Operator)

22.5% Bukit Energy

Two wells were successfully drilled in the Parit Minyak prospect, in 2013. A Plan of Development for the field was developed in 2014 which received government approval in May last year. During the quarter the joint venture continued work on proving-up the commerciality of the Parit Minyak field development. Work was undertaken during the quarter to identify five further prospects (Belongkut, Parepare Deep, Kualu, Parepare West and Prospect T) proximal to the Parit Minyak field, and within the area covered by good quality 3D seismic, acquired in 2002. In addition, four leads (Gariangkopi, Alurannaga, Nabara and Pangkatan) were identified in the conventional Kisaran PSC based on interpretation of 2D seismic lines. These leads are located south and south-east of the Parit Minyak field. A 3D seismic acquisition is required to better define the leads. Conducting the seismic survey is likely contingent on the success of the Parit Minyak field development and discoveries at the additional existing prospect(s).

**MNK Kisaran**

Production Sharing Contract

**11.25% New Zealand Oil & Gas**

55% Pacific Oil &amp; Gas (Operator)

33.75% Bukit Energy

Technical work, including preliminary data analysis, geological and geophysical studies, continued during the quarter. MNK Kisaran includes the entire Barumun deep source kitchen, which has been regionally proven as oil and gas bearing.

**Bohorok**

Production Sharing Contract

**45% New Zealand Oil & Gas**

45% Bukit Energy (Operator)

10% Surya Buana Lestarijaya Bohorok

A 205-kilometre seismic survey over the PSC was completed in 2014 and the joint venture has high-graded a gas condensate prospect, Bukit Kaya, to drillable status. Work completed during the quarter enabled the company to define two further prospects within the PSC: Bukit Kaya Barat and Bukit Kaya Utara. These prospects were initially identified on existing 2D seismic lines, gravity assessments and field work and improved quality 2D lines acquired in 2014. Several leads located to the east and south of Bukit Kaya prospect are still under technical evaluation. The joint venture is working through approvals to drill a well targeting the main prospect (Bukit Kaya-1) and to appraise and develop the adjacent prospects.

New Zealand Oil & Gas expects to reduce its equity share ahead of any drilling and continued work to achieve this during the quarter.

**MNK Bohorok**

Joint Study Agreement

**20.25% New Zealand Oil & Gas**

55% Lion Energy (Operator)

20.25% Bukit Energy

4.5% Surya Buana Lestarijaya Bohorok

The joint study of the unconventional resource potential of the Bohorok PSC is complete. The joint study participants were pleased with the results of the study, undertaken in conjunction with Padjadjaran University in Bandung, which shows significant potential for shale gas, tight gas and shale oil within well-defined potential sweet spots.

The release of the resultant PSC for tender is expected later in 2016, at which time the joint venture will have a right to match any offers for the block. It is expected the PSC will attract enhanced unconventional fiscal terms currently under final review by the Government designed to encourage increased unconventional exploration in Indonesia.

**Palmerah Baru**

Production Sharing Contract

**36% New Zealand Oil & Gas**

54% Bukit Energy Palmerah Baru (Operator)

10% PT SNP Indonesia

Eight leads have been identified based on 2D seismic lines across the permit and analogues from nearby oil and gas fields. Work continued during the quarter with the aim of initiating a seismic survey and Gore Sorber geochemical survey in early 2017. Data from the surveys will be used to improve trap definition and improve the understanding of hydrocarbon migration within the area.

**MNK Palmerah**

Production Sharing Contract

**15.84% New Zealand Oil & Gas**

69.36% Bukit Energy Resources Palmerah Deep Pte (Operator)

8.8% PT SNP Indonesia – Bumi Perdana Energy

3% Bumi Perdana Energy

3% Glory Wealth Pacific

Planning to progress the technical work programme continued during the quarter. The work programme will include a seismic survey to define prospectivity in the PSC.



## INDONESIA, CONTINUED

### Mahato

Production Sharing Contract

#### 12.5% Cue Energy\*

62.5% Texcal Mahato EP [Operator]

25% Bukit Energy Central Sumatra [Mahato] Pte

Multiple appraisal and exploration opportunities have been mapped. At least one well and a 2D seismic programme to high-grade further exploration prospects are currently planned.

### Mahakam Hilir

Production Sharing Contract

#### 100% Cue Energy\*

SPC Mahakam Hilir Pte [Operator]

The Naga Selatan-2 well spudded on 7 January 2016. The well is an onshore exploration well located in the Kutai Basin, East Kalimantan, Indonesia.

The well reached total depth of 1170 feet and was suspended to allow for future production testing.

Engineering and geological studies integrating all of the data from the well are ongoing to determine an optimal production testing programme and an appraisal programme to estimate volumes.

## AUSTRALIA

### WA-359-P

#### 100% Cue Energy [Operator]\*

Cue has evaluated a new play type associated with the prolific gas-bearing Mungaroo formation. The play fairway extends across several adjacent permits including WA-359-P and WA-409-P.

The Ironbark prospect, with multiple objectives, has been identified as the primary candidate for drilling. On 11 April 2016 Cue received regulatory approval to extend its year-3 well commitment date until April 2018. The year-3 work programme requires one exploration well to be drilled in the permit.

Farm-out discussions to find suitable joint venture partners to participate in the drilling of the well are ongoing.

### WA-389-P

#### 40% Cue Energy [Operator]\*

60% BHP Billiton Petroleum [Australia] Pty [Operator]

Reprocessed 2D and 3D seismic data over the permit was received by the Joint Venture in March, 2016. A full evaluation of the prospectivity of the Block is underway. This includes the potential extension of the deep Mungaroo play trend in near-by WA-359-P and WA-409-P.

### WA-409-P

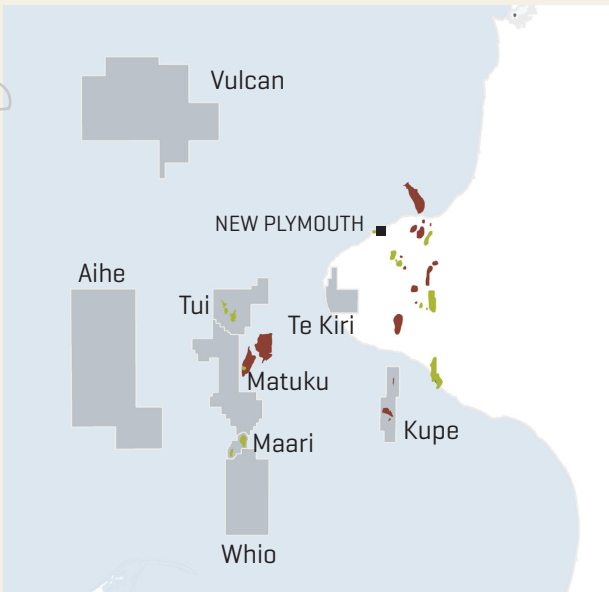
#### 100% Cue Energy [Operator]\*

A 12-month extension to year 6 of the permit has been granted to allow completion of technical work associated with the Ironbark prospect. Cue plans to farm down its 100 per cent working interest in WA-409-P and include the block in any commercial offers for the Ironbark prospect.

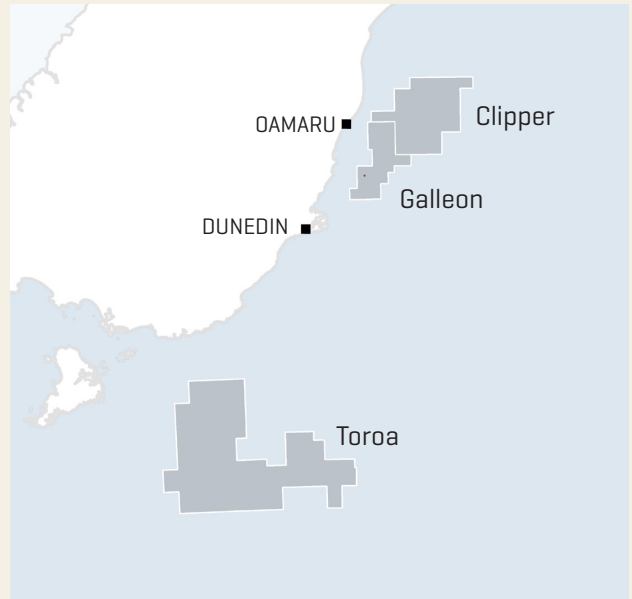
\* New Zealand Oil & Gas has a 48.11 per cent interest in Cue Energy.

For personal use only

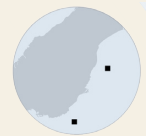
For personal use only



OFFSHORE TARANAKI BASIN



OFFSHORE CANTERBURY - GREAT SOUTH BASIN

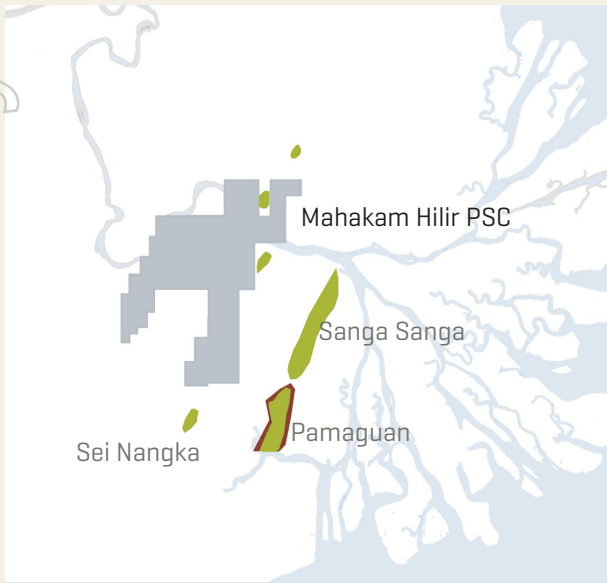


SUMATRA

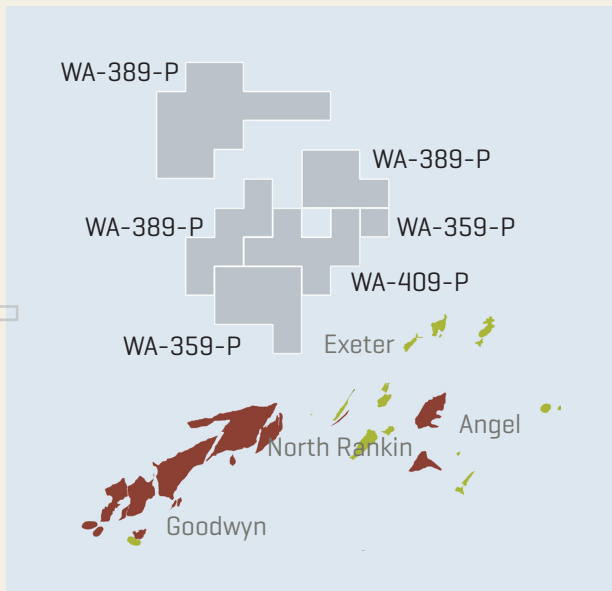


JAVA





KALIMANTAN



AUSTRALIA



TEXAS



For personal use only

## HEAR FROM US MORE OFTEN & SOONER

---

Thousands of investors choose to receive our communications online.

You too can hear from us faster and more often.

New Zealand Oil & Gas no longer posts copies of this quarterly activities report.

To get up to date news on your investment and the company's activities every three months, choose to receive New Zealand Oil & Gas communications online. You will be emailed when new quarterly reports are published and you can read publications conveniently online in a range of formats suitable for any device.

READ EVERYTHING AT NZOG.TODAY

You can read investor news, including the most recent quarterly, at any time by typing **nzog.today** into your browser.

### SIGN UP

Visit [www.investorcentre.com/nz](http://www.investorcentre.com/nz) and log in. Select 'My profile' and click on the 'update' button on the communication preferences tile. You will need your CSN or Holder Number and FIN to access Investor Centre and register your account. On-going you will access this service with your own User ID and Password.

### MANAGE YOUR SHAREHOLDING

To change your address or get help with your shareholding CALL COMPUTERSHARE

**New Zealand - 0800 467 335** [from outside New Zealand, use +64 9 488 8777]

**Australia - 1 800 501 366** [from outside Australia, use +61 3 9415 4083]

You can email your enquiry to [enquiry@computershare.co.nz](mailto:enquiry@computershare.co.nz) or visit Computershare investor centre online: [www.investorcentre.com/nz](http://www.investorcentre.com/nz)

### NEW ZEALAND OIL & GAS LIMITED

**Andrew Knight**

Chief Executive Officer

**John Pagani**

External Relations Manager

Call: +64 495 2424

Email: [enquiries@nzog.com](mailto:enquiries@nzog.com)

[www.nzog.com](http://www.nzog.com)

NZX and ASX stock symbol: NZO



THE EXPLORERS  
NEW ZEALAND OIL & GAS