



Digital healthcare for respiratory disease

Tony Keating
Chief Executive Officer and Managing Director
tony@resapphealth.com.au

Investor Presentation
May 2016

Disclaimer

This presentation has been prepared by ResApp Health Limited (“ResApp”). The information contained in this presentation is a professional opinion only and is given in good faith. Certain information in this document has been derived from third parties and though ResApp has no reason to believe that it is not accurate, reliable or complete, it has not been independently audited or verified by ResApp. Any forward-looking statements included in this document involve subjective judgment and analysis and are subject to uncertainties, risks and contingencies, many of which are outside the control of, and may be unknown to, ResApp. In particular, they speak only as of the date of this document, they assume the success of ResApp’s strategies, and they are subject to significant regulatory, business, competitive and economic uncertainties and risks. Actual future events may vary materially from the forward-looking statements and the assumptions on which the forward-looking statements are based. Recipients of this document (Recipients) are cautioned to not place undue reliance on such forward-looking statements. ResApp makes no representation or warranty as to the accuracy, reliability or completeness of information in this document and does not take responsibility for updating any information or correcting any error or omission which may become apparent after this document has been issued.

To the extent permitted by law, ResApp and its officers, employees, related bodies corporate and agents (Agents) disclaim all liability, direct, indirect or consequential (and whether or not arising out of the negligence, default or lack of care of ResApp and/or any of its Agents) for any loss or damage suffered by a Recipient or other persons arising out of, or in connection with, any use or reliance on this presentation or information.

This presentation is not an offer, invitation, solicitation or recommendation with respect to the subscription for, purchase or sale of any security, and neither this presentation nor anything in it shall form the basis for any contract or commitment whatsoever.

All amounts in Australian dollars unless stated otherwise.

Digital healthcare for respiratory disease

- Developing the world's first clinically-tested, regulatory-approved respiratory disease diagnostic test and management tools for smartphones
 - **No additional hardware** needed
- Huge global market, 700M+ doctor visits annually for respiratory disease¹
 - Unique opportunity to integrate into **telehealth** providers' existing platforms
 - Strong demand also seen within clinics, emergency rooms and outpatient facilities
- Compelling clinical evidence from multiple pediatric clinical studies, adult study underway
- Successful Pre-Submission meeting held with US FDA, targeting US approval by end of 2016
- Recently completed a \$12.5M capital raise to pursue new market opportunities and strengthen balance sheet

Company overview

Capital Structure (ASX:RAP)

Market Cap.	\$132M
Share Price as of 29 April 2016	\$0.205
Shares on Issue ¹	644M
Performance Shares ²	93.75M
Options ³	21.8M
Staff Incentive Options ⁴	25M
Cash Balance as of 29 April 2016	\$14.9M

1. Includes 121M escrowed shares
2. Issued on achieving \$20M of annual revenue or on an acquisition
3. 15.5M, exercise price of 2.6c, expire 31/12/16; 4.5M, exercise price of 28c, expire 29/4/19; 1.87M, exercise price of 30c, expire 29/4/19
4. Issued to MD, 5M options at exercise price of 2.5c, 5M at 5c and 10M at 10c, 5 year expiry; Issued to Dr Abeyratne, 3M at 5c and 2M at 10c

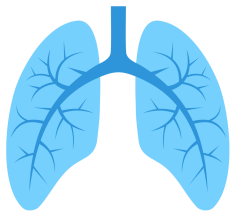
Board of Directors

Dr Roger Aston	Non-Executive Chairman
(Chairman of Oncosil, former CEO of Mayne Pharma, Cambridge Antibody, cofounder of pSivida Corp)	
Dr Tony Keating	Managing Director and CEO
(former Director, Commercial Engagement of UniQuest, engineering management roles with Exa Corporation)	
Mr Brian Leedman	Executive Director and VP
(Chair of AusBiotech-WA, co-founder of Imugene Ltd and Oncosil Medical Ltd, former VP, IR at pSivida Corp. and Group Marketing Manager at E&Y-WA)	
Mr Chris Ntoumenopoulos	Non-Executive Director
(14+ years investment banking, Associate Director at CPS Capital, formerly at Citigroup, Indian Ocean Capital)	

Substantial Shareholders

Freeman Road: 6.84%
 UniQuest Pty Ltd: 6.57%
 Top 20 Shareholders: 41.6%

Diagnosis of respiratory disease is the most common outcome from a visit to the doctor



Acute conditions

URTIs, influenza, bronchitis, bronchiolitis, pneumonia, pertussis, croup

Chronic Conditions

Asthma, COPD, cystic fibrosis, bronchiectasis

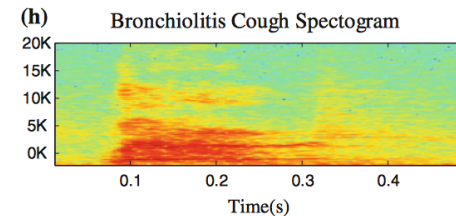
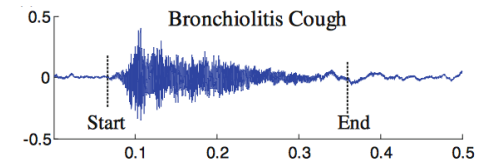
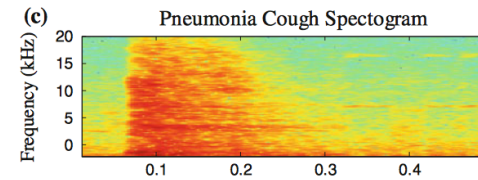
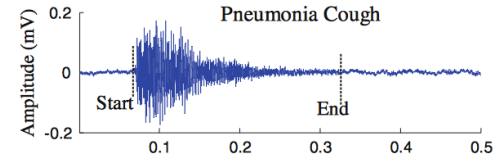


- **700M+** doctor visits p.a. globally¹ for respiratory disease
 - **125M** in US² (10% of all visits)
 - **6-8M** in Australia³
- **US\$10.5B p.a. US hospital costs** for pneumonia⁴
- High prevalence and growth in Asia

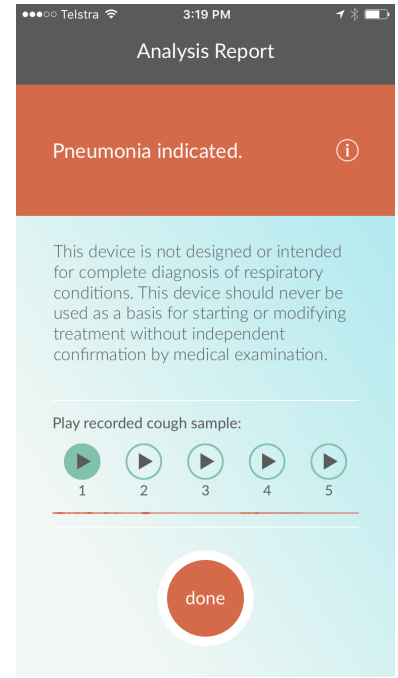
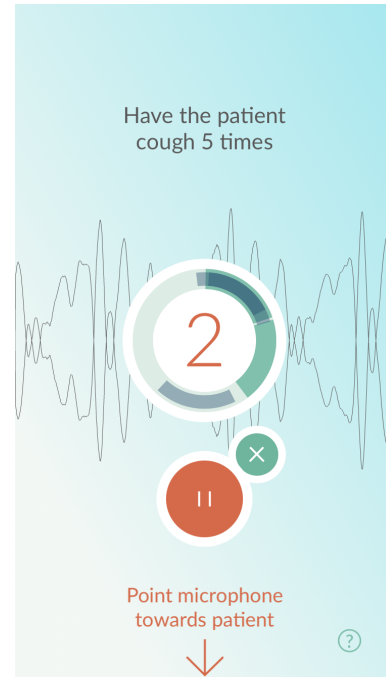
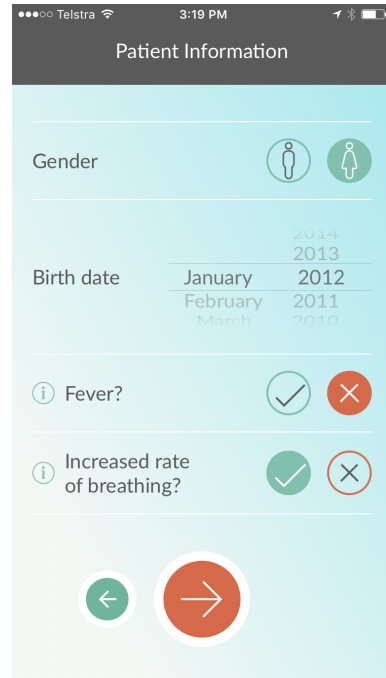
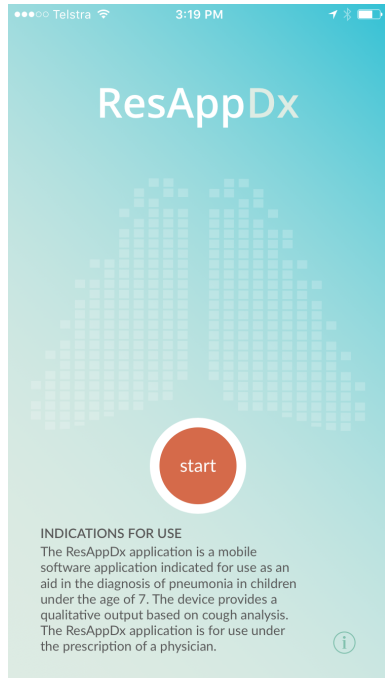
Currently diagnosed using stethoscope, imaging (x-ray, CT), blood and/or sputum tests

Revolutionary tool to diagnose respiratory disease based on sound signatures

- Exclusive worldwide license to machine learning technology developed by Associate Professor Abeyratne at The University of Queensland
- Uses signatures in coughing and breathing sounds to diagnose disease
- Initial development at UQ funded by The Gates Foundation to reduce the 1M child deaths p.a. due to pneumonia in the developing world
- Patent application filed in US, Australia, Europe, China, Japan and South Korea
- Can use microphones in today's smartphones
 - **No additional hardware required**



Easy to use, instant diagnosis using only a smartphone



Verified by compelling pediatric clinical evidence

Proof of concept study (2013)

- Funded by The Bill and Melinda Gates Foundation and The University of Queensland
- Site: Sardjito Hospital, Indonesia
- 91 patients, majority under the age of 5
- Results published in peer-reviewed journals^{1,2}

Current study (started March 2015)

- Funded by ResApp
- Managed by The University of Queensland
- Sites: Joondalup Health Campus and Princess Margaret Hospital, Perth, Australia
- 598 pediatric patients enrolled to date

1. Abeyratne et al., Annals of Biomedical Engineering, 2013
2. Kosashi et al., IEEE Transactions in Biomedical Engineering, 2015
3. ResApp Press Release 30 September 2015
4. ResApp Press Release 10 November 2015
5. ResApp Press Release 31 March 2016

2013 Study	Sensitivity	Specificity	Accuracy
Pneumonia vs. all respiratory ¹	94%	100%	96%
Asthma vs. pneumonia ²	100%	80%	90%
2015 Study Preliminary Results	Sensitivity	Specificity	Accuracy
Pneumonia vs. no respiratory ⁴	100%	95%	97%
Asthma vs. no respiratory ³	97%	92%	95%
Bronchiolitis vs. no respiratory ⁴	100%	100%	100%
Croup vs. no respiratory ⁴	94%	100%	99%
URTI vs. no respiratory ⁴	100%	95%	96%
Pneumonia, croup or bronchiolitis vs. URTI ⁴	89-100%	90-95%	89-98%
Differential diagnosis of pneumonia, croup, URTI and bronchiolitis ⁵	91-99%	89-98%	89-98%

Achieving breakthrough performance in diagnosis

- Lower respiratory tract disease diagnosis
 - Effective treatment needs identification of lower respiratory tract involvement
 - **Correctly detected lower respiratory tract involvement in 97% of cases initially “missed” by experienced clinicians using a stethoscope**
- Cause of pneumonia diagnosis

“We need faster, less-expensive diagnostic tests for doctors to accurately diagnose the cause of pneumonia so they can effectively treat it” US CDC (2015)¹

 - Incorrect diagnosis leads to unnecessary and ineffective antibiotic use
 - Identifying the cause today is time consuming, costly and only available in tertiary hospitals
 - **Preliminary results demonstrated separation of bacterial and atypical from viral pneumonia with 89% and 90% accuracy**

Unique opportunity to deploy alongside telehealth, one of the fastest growing trends in healthcare

- Deliver ResApp's diagnostic test anywhere, anytime while retaining a clinician's input
- US telehealth is already large, and growing rapidly

75M

consults p.a.

(US telehealth 'evisits' in 2014 estimated by Deloitte)¹

56%

growth

(Growth rate until 2018 estimated by IHS)

US\$12B

US TAM

(Goldman Sachs US total addressable market estimate)



MDLIVE



Walgreens

CVS/pharmacy



- Telehealth benefits all: payors, patients and healthcare providers
- **30% of telehealth consults for respiratory disease¹, no accurate remote diagnosis available**

Pursuing a truly global opportunity

- Significant growth in telehealth in Europe and Australia



- Plan to file for CE Mark in second half of 2016

- Huge potential in Asia Pacific where there are over 1 billion smartphone users¹

- High prevalence of respiratory disease and nationwide shortage of doctors in China²
 - Chinese mobile online consultation examples:



Chunyu Yisheng

92M active users
229 questions per minute



Ping An Haoyisheng

25M active users
95,000 appointments per day

- Active partnership discussions in all regions

1. Forrester Research

2. "Dearth of Doctors in China Said to Put Children's Health at Risk, CaixinOnline, <http://english.caixin.com/2016-01-21/100902234.html>

Targeting multiple market segments

For personal use only

	Telehealth	Clinical use	Developing world	Direct to consumer
Market size	700M doctor visits in OECD for respiratory disease p.a. ¹		<ul style="list-style-type: none"> • 1M child deaths due to pneumonia p.a.³ • 151M cases of pneumonia in developing countries p.a.³ 	<ul style="list-style-type: none"> • 400M iPhone users⁴ • 1.6B Android users⁴ • mHealth app market expected to grow to \$25B by end of 2017⁵
Value proposition	<ul style="list-style-type: none"> ✓ The only remote clinically-accurate diagnostic tool available ✓ Easily integrated into existing platforms 	<ul style="list-style-type: none"> ✓ Reduce costs (<\$10 vs >\$200 for x-ray) ✓ Reduce time (x-ray adds ~30 mins, cultures can take days) 	<ul style="list-style-type: none"> ✓ Low cost, accurate & fast ✓ Usable by non-medical personnel ✓ Integrates into IMCI framework 	<ul style="list-style-type: none"> ✓ Convenience ✓ Low cost ✓ Consumer empowerment
Commercial strategy	Partner with telehealth providers to reach 10s of millions of patients	Initial use in emergency departments (ED), extending to regular clinics	Partner with leading international aid agencies to equip field personnel	Direct to consumer via app stores to target growth in consumer-led health
Revenue model	B2B per test fee (<\$10) from telehealth providers	B2B per test fee (<\$10) from healthcare payors	B2B annual subscription from aid agencies	B2C download and per test fee direct from consumers

Improving chronic respiratory disease management

- 334M people have asthma¹
 - 17.7M in US², 30M in Europe³, 2.3M in Australia⁴
 - \$30B+ p.a. US economic burden²
 - Patient adherence to asthma medications is generally very poor
- 65M people have moderate to severe COPD⁵
 - Emphysema and chronic bronchitis, primary caused by smoking
 - 3M+ people died of COPD in 2012, 6% of all deaths globally⁵
- High prevalence of asthma and COPD in China
- Opportunity to measure the severity of asthma and COPD, without the cost of additional hardware or the need to carry an extra device
- **Clinical collaborations to be announced shortly**



1 in 7 children has asthma⁶



1 in 5 adults over 45 has COPD⁷

2015: An outstanding year of achievements

- ✓ Raised AU\$4 million and listed on the ASX
- ✓ Initiated and enrolled 598 patients in multi-site pediatric clinical study
- ✓ Reported positive preliminary results from pediatric clinical study
- ✓ Initiated adult clinical study
- ✓ Appointed best-in-class FDA regulatory consultant – Experien Group (Sunnyvale, CA)
- ✓ Filed Pre-Submission package with the US FDA
- ✓ Built up the team with three new hires (software development, clinical/regulatory operations)
- ✓ Developed high performance cross-platform software library that can be deployed via smartphone app, SDK or cloud-hosted Software-as-a-Service API

2016: Key milestones well in hand

- Obtained approval to enroll adult patients at second hospital site, The Wesley Hospital (Q1)
- Demonstrated superiority to stethoscope for low respiratory tract disease diagnosis (Q1)
- Secured partnership with global humanitarian organisation for developing world trial (Q1)
- Successfully held Pre-Submission meeting with the US FDA (Q1)
- New benchmark results achieved using expanded 524 pediatric subject dataset (Q1)
- Reported preliminary results for separation of viral, bacterial and atypical pneumonia (Q1)
- Raised \$12.5M to expand market opportunity (Q2)
- Report preliminary results from adult clinical study (Q2)
- Initiate pivotal clinical study in US and Australia (Q2)
- File *de novo* premarket submission with FDA for first ResApp product (mid-year)
- File for CE Mark in Europe (second half of year)
- FDA marketing approval for first ResApp product (Q4)

Summary

- Revolutionary technology – diagnosis and management of respiratory disease without the need for additional hardware
- Compelling pediatric clinical evidence
- New breakthrough results:
 - Detecting lower respiratory tract involvement which may be missed by auscultation
 - Diagnosing the cause of pneumonia (viral, bacterial or atypical)
- **Results from adult clinical study due in Q2 2016**
- Successful US FDA Pre-Submission meeting held in Q1 2016
 - Confirmed *de novo* regulatory pathway, combined US and Australian pivotal clinical study
- **On-track to bring product to US market by end of 2016**, launch via telehealth partner to reach millions of patients quickly
- Potential European, Australian and Asian market entry in parallel to US
- Strong cash position from recent \$12.5M capital raise