



Bonds:

Monthly Update: April 2019



Market Capitalisation Trends

Government Bonds	Apr-17	Apr-18	% change	Last 12 months	
				Apr-19	% change
Market Cap (\$b)	535.4	553.3	3.3%	0.2	-100.0%
Number listed (actual)	31	32	3.2%	31	-3.1%
Month trades	161	187	16.1%	346	85.0%
Month value (\$m)	6.6	6.8	3.1%	10.5	54.3%

Corporate Bonds - Fixed Rate	Apr-17	Apr-18	% change	Last 12 months	
				Apr-19	% change
Market Cap (\$b)	0.8	0.5	-43.6%	0.4	-5.6%
Number listed (actual)	7	5	-28.6%	4	-20.0%
Month trades	246	284	15.4%	274	-3.5%
Month value (\$m)	5.7	11.1	94.6%	7.0	-36.6%

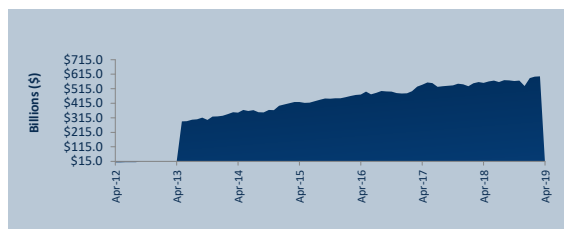
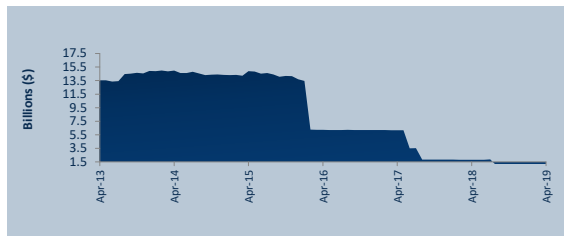
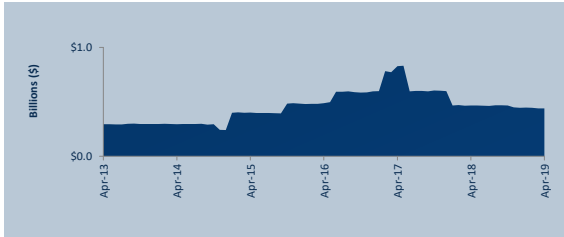
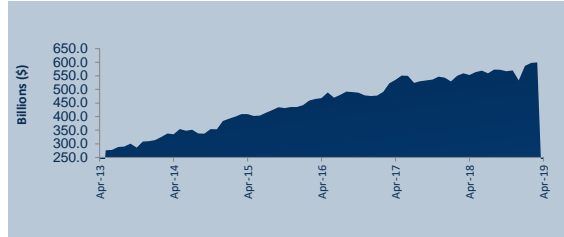
Corporate Bonds - Floating Rate	Apr-17	Apr-18	% change	Last 12 months	
				Apr-19	% change
Market Cap (\$b)	6.2	1.8	-70.6%	0.6	-65.4%
Number listed (actual)	8	7	-12.5%	6	-14.3%
Month trades	2,167	896	-58.7%	247	-72.4%
Month value (\$m)	66.0	34.6	-47.5%	5.7	-83.6%

Total Bonds	Apr-17	Apr-18	% change	Last 12 months	
				Apr-19	% change
Market Cap (\$b)	542.4	555.6	2.4%	1.3	-99.8%
Number listed (actual)	46	44	-4.3%	41	-6.8%
Month trades	2,574	1,367	-46.9%	867	-36.6%
Month value (\$m)	78.3	52.5	-32.9%	23.2	-55.9%

Most Actively Traded Securities by Value

ASX Code	Security Type	Value (\$)	%Value	Volume	%Volume
PPCHA	Corporate Bonds - Fixed Rate	4,287,046	18.48%	41,174	19.18%
AYUHB	Corporate Bonds - Floating Rate	2,372,993	10.23%	23,105	10.76%
TTSHA	Corporate Bonds - Floating Rate	2,026,417	8.73%	20,197	9.41%
GSBG27	Government Bonds - Fixed Rate	1,885,370	8.13%	15,423	7.18%
GSBG37	Government Bonds - Fixed Rate	1,649,163	7.11%	13,535	6.31%
TOTAL Top 5		12,220,988.54	52.68%	113,434	52.84%

Performance and Trading Activity Breakdown by Category





Spotlight on Bonds: April 2019



ASX Profiles			Detail				Activity				Prices			Returns						
ASX Code	Issuer	Description	ASX Listed Date	Maturity / Conv / Reset	Coupon	Payment Frequency	Announced Ex Date	Announced Payment Date	Mkt Cap (\$m)	Traded Value (\$)	Traded Volume	Number of Trades	Monthly Liquidity %	Last *	Year High	Year Low	1 Month Price Return	1 Year Price Return	3 Year Price Return	5 Year Price Return
Government Bonds - Fixed Rate																				
GSBS19	Australian Government Treasury Bonds	Treasury Bond 2.75% 21-10-19 Semi	24-Jul-14	21-Oct-19	2.75%	Semi-Annual			\$ 15,029.68	\$ 228,921.35	2,248	5	0.00%	100.65	102.40	100.53	-1.48%	-0.67%	-1.75%	n/a
GSBG20	Australian Government Treasury Bonds	Treasury Bond 4.50% 15-04-20 Semi	21-May-13	15-Apr-20	4.50%	Semi-Annual	04-Oct-19	15-Oct-19	\$ 20,446.13	\$ 1,186,026.31	11,418	39	0.01%	103.27	106.14	102.81	-1.88%	-1.60%	-5.43%	-1.03%
GSBU20	Australian Government Treasury Bonds	Treasury Bond 1.75% 21-11-20 Semi	14-Apr-15	21-Nov-20	1.75%	Semi-Annual	10-May-19	21-May-19	\$ 23,359.97	\$ 783,159.03	7,743	15	0.00%	101.34	101.65	99.14	0.06%	1.34%	1.85%	n/a
GSBI21	Australian Government Treasury Bonds	Treasury Bond 5.75% 15-05-21 Semi	21-May-13	15-May-21	5.75%	Semi-Annual	06-May-19	15-May-19	\$ 32,360.29	\$ 425,820.41	3,830	37	0.00%	111.52	113.43	108.83	0.37%	-1.49%	-7.39%	-3.92%
GSBW21	Australian Government Treasury Bonds	Treasury Bond 2.00% 21-12-21 Semi	30-Jan-17	21-Dec-21	2.00%	Semi-Annual	12-Jun-19	21-Jun-19	\$ 17,852.40	\$ 102,028.00	1,000	1	0.00%	102.60	102.03	99.19	0.56%	2.61%	n/a	n/a
GSBM22	Australian Government Treasury Bonds	Treasury Bond 5.75% 15-07-22 Semi	21-May-13	15-Jul-22	5.75%	Semi-Annual	04-Jul-19	15-Jul-19	\$ 28,974.79	\$ 530,467.91	4,596	36	0.00%	115.90	116.81	113.16	0.43%	0.25%	-4.34%	1.03%
GSBU22	Australian Government Treasury Bonds	Treasury Bond 2.25% 21-11-22 Semi	16-Oct-17	21-Nov-22	2.25%	Semi-Annual	10-May-19	21-May-19	\$ 17,223.20	\$ 8,299.68	80	1	0.00%	104.38	103.89	99.48	0.48%	3.94%	n/a	n/a
GSBG23	Australian Government Treasury Bonds	Treasury Bond 5.50% 21-04-23 Semi	21-May-13	21-Apr-23	5.50%	Semi-Annual			\$ 29,355.27	\$ 161,535.06	1,386	10	0.00%	116.49	118.76	113.80	-1.67%	1.60%	-2.81%	3.27%
GSBG24	Australian Government Treasury Bonds	Treasury Bond 2.75% 21-04-24 Semi	21-May-13	21-Apr-24	2.75%	Semi-Annual			\$ 28,475.55	\$ 515,027.94	4,788	4	0.00%	106.65	107.89	101.33	-1.13%	3.96%	4.06%	17.73%
GSBG25	Australian Government Treasury Bonds	Treasury Bond 3.25% 21-04-25 Semi	30-May-13	21-Apr-25	3.25%	Semi-Annual			\$ 28,757.50	\$ 55,609.75	504	11	0.00%	110.18	111.86	104.09	-1.50%	5.60%	3.74%	17.83%
GSBG26	Australian Government Treasury Bonds	Treasury Bond 4.25% 21-04-26 Semi	18-Mar-14	21-Apr-26	4.25%	Semi-Annual			\$ 37,138.50	\$ 19,248.16	163	2	0.00%	117.90	119.76	111.82	-1.55%	3.19%	1.71%	n/a
GSBG27	Australian Government Treasury Bonds	Treasury Bond 4.75% 21-04-27 Semi	21-May-13	21-Apr-27	4.75%	Semi-Annual			\$ 36,646.29	\$ 1,885,370.04	15,423	34	0.01%	123.39	125.93	115.72	-1.78%	6.91%	1.58%	16.98%
GSBU27	Australian Government Treasury Bonds	Treasury Bond 2.75% 21-11-27 Semi	28-Jan-16	21-Nov-27	2.75%	Semi-Annual	10-May-19	21-May-19	\$ 30,623.60	\$ 975.69	9	1	0.00%	109.37	108.41	99.84	2.56%	7.51%	5.94%	n/a
GSBI28	Australian Government Treasury Bonds	Treasury Bond 2.25% 21-05-28 Semi	19-May-16	21-May-28	2.25%	Semi-Annual	10-May-19	21-May-19	\$ 29,674.86	\$ 5,271.00	50	1	0.00%	105.23	105.42	94.70	1.60%	8.88%	n/a	n/a
GSBU28	Australian Government Treasury Bonds	Treasury Bond 2.25% 21-11-28 Semi	10-May-17	21-Nov-28	2.25%	Semi-Annual	10-May-19	21-May-19	\$ 28,086.27	\$ 30,118.38	275	10	0.00%	109.71	110.50	99.46	-0.07%	8.61%	n/a	n/a
GSBG29	Australian Government Treasury Bonds	Treasury Bond 3.25% 21-04-29 Semi	21-May-13	21-Apr-29	3.25%	Semi-Annual			\$ 30,624.53	\$ 368,024.72	3,264	12	0.00%	113.43	115.91	104.79	-2.15%	8.03%	6.60%	27.90%
GSBU29	Australian Government Treasury Bonds	Treasury Bond 2.75% 21-11-29 Semi	29-Jan-18	21-Nov-29	2.75%	Semi-Annual	10-May-19	21-May-19	\$ 23,900.38	\$ 2,078.16	19	2	0.00%	110.14	110.49	100.30	-0.32%	8.32%	n/a	n/a
GSBI30	Australian Government Treasury Bonds	Treasury Bond 2.50% 21-05-30 Semi	14-Jun-18	21-May-30	2.50%	Semi-Annual	10-May-19	21-May-19	\$ 18,653.55	\$ -	-	-	0.00%	107.82	107.31	97.89	0.63%	n/a	n/a	n/a
GSBG33	Australian Government Treasury Bonds	Treasury Bond 4.50% 21-04-33 Semi	22-Nov-13	21-Apr-33	4.50%	Semi-Annual			\$ 18,253.48	\$ 1,568,749.66	12,115	22	0.01%	131.32	135.10	117.33	-2.39%	11.57%	9.30%	31.32%
GSBK35	Australian Government Treasury Bonds	Treasury Bond 2.75% 21-06-35 Semi	30-Mar-15	21-Jun-35	2.75%	Semi-Annual	12-Jun-19	21-Jun-19	\$ 8,504.85	\$ 11,268.39	103	5	0.00%	109.74	110.80	94.97	-0.96%	13.77%	13.21%	n/a
GSBG37	Australian Government Treasury Bonds	Treasury Bond 3.75% 21-04-37 Semi	21-Oct-14	21-Apr-37	3.75%	Semi-Annual			\$ 14,868.72	\$ 1,649,162.68	13,535	24	0.01%	123.91	127.43	108.20	-2.56%	14.59%	13.24%	n/a
GSBK39	Australian Government Treasury Bonds	Treasury Bond 3.25% 21-06-39 Semi	20-Oct-15	21-Jun-39	3.25%	Semi-Annual	12-Jun-19	21-Jun-19	\$ 10,233.38	\$ 11,771.10	100	1	0.00%	117.63	117.71	101.65	-0.07%	13.66%	15.39%	n/a
GSBI41	Australian Government Treasury Bonds	Treasury Bond 2.75% 21-05-41 Semi	30-Jul-18	21-May-41	2.75%	Semi-Annual	10-May-19	21-May-19	\$ 3,906.00	\$ 109,830.94	1,011	7	0.00%	108.50	109.46	94.07	-0.57%	n/a	n/a	n/a
GSBE47	Australian Government Treasury Bonds	Treasury Bond 3.00% 21-03-47 Semi	19-Oct-16	21-Mar-47	3.00%	Semi-Annual	12-Sep-19	23-Sep-19	\$ 14,552.85	\$ 362,712.85	3,258	17	0.00%	111.95	112.99	93.75	-0.93%	20.67%	n/a	n/a
Government Bonds - Inflation Linked																				
GSIO20	Australian Government Treasury Indexed Bonds	Treas Indexed Bond Cpi+4.00% 20-08-20 Qly	21-May-13	20-Aug-20	4.00%	Quarterly	09-May-19	20-May-19	\$ 5,539.56	\$ 146,316.31	804	9	0.00%	182.21	184.59	180.99	0.14%	-1.07%	-3.98%	-1.54%
GSIC22	Australian Government Treasury Indexed Bonds	Treas Indexed Bond Cpi+1.25% 21-02-22 Qly	21-May-13	21-Feb-22	1.25%	Quarterly	10-May-19	21-May-19	\$ 7,425.47	\$ 16,288.94	138	9	0.00%	118.05	118.19	115.35	0.23%	2.44%	3.75%	13.05%
GSIQ25	Australian Government Treasury Indexed Bonds	Treas Indexed Bond Cpi+3.00% 20-09-25 Qly	21-May-13	20-Sep-25	3.00%	Quarterly	11-Jun-19	20-Jun-19	\$ 10,624.47	\$ 161,264.02	1,110	16	0.00%	145.68	145.77	140.23	0.45%	3.85%	2.43%	12.22%
GSIU27	Australian Government Treasury Indexed Bonds	Treas Indexed Bond Cpi+2.50% 21-11-27 Qly	01-Sep-17	21-Nov-27	3.00%	Quarterly	10-May-19	21-May-19	\$ 4,780.19	\$ 42,832.00	400	1	0.00%	107.42	107.44	100.14	1.86%	6.51%	n/a	n/a
GSIQ30	Australian Government Treasury Indexed Bonds	Treas Indexed Bond Cpi+2.50% 20-09-30 Qly	21-May-13	20-Sep-30	2.50%	Quarterly	11-Jun-19	20-Jun-19	\$ 7,172.31	\$ 57,274.51	384	11	0.00%	149.65	150.59	139.73	0.29%	6.58%	6.23%	23.08%
GSIO35	Australian Government Treasury Indexed Bonds	Treas Indexed Bond Cpi+2.00% 21-08-35 Qly	01-Oct-13	21-Aug-35	2.00%	Quarterly	10-May-19	21-May-19	\$ 5,501.13	\$ -	-	-	0.00%	139.27	138.74	125.45	0.38%	10.21%	11.04%	35.51%
GSIO40	Australian Government Treasury Indexed Bonds	Treas Indexed Bond Cpi+1.25% 21-08-40 Qly	18-Aug-15	21-Aug-40	1.25%	Quarterly	10-May-19	21-May-19	\$ 4,346.23	\$ -	-	-	0.00%	122.43	117.72	107.46	4.00%	12.11%	16.33%	n/a
GSIC50	Australian Government Treasury Indexed Bonds	Treas Indexed Bond Cpi+1.00% 21-02-50 Qly	26-Sep-18	21-Feb-50	1.25%	Quarterly	10-May-19	21-May-19	\$ 4,197.11	\$ 22,794.59	205	3	0.00%	111.92	111.92	96.22	2.47%	n/a	n/a	n/a
Corporate Bonds - Fixed Rate																				
MVTHA	Mercantile Investment Company Ltd	Bond 8.00% 10-07-21 Semi Sub	30-Jun-16	10-Jul-21	8.00%	Semi-Annual			\$ 23.38	\$ 173,214.60	1,663	11	0.74%	104.78	105.93	100.00	1.33%	1.53%	n/a	n/a
PPCHA	Peet Limited	Simple Bond 7.50% Semi 07-06-21	08-Jun-16	07-Jun-21	1.00%	Semi-Annual			\$ 104.50	\$ 4,287,046.04	41,174	107	4.10%	104.50	107.10	102.00	1.30%	-1.51%	n/a	n/a
URFHB	US Masters Residential Property Fund	Bond 7.75% 24-12-2020 Qly Red T 12-18	27-Oct-15	24-Dec-20	7.75%	Quarterly			\$ 90.54	\$ 484,739.20	4,871	26	0.54%	100.00	101.32	97.00	1.01%	-0.10%	-2.91%	n/a
URFHC	US Masters Residential Property Fund	Bond 7.75% 24-12-21 Qly Red T 12-19	23-Feb-17	24-Dec-21	7.75%	Quarterly			\$ 171.50	\$ 1,218,115.70	12,297	57	0.71%	98.00	101.99	97.00	-1.41%	-2.82%	n/a	n/a
Corporate Bonds - Floating Rate																				
AXLHA	Assesstoday Limited	Simple Bond 3-Bbsw+4.90% 20-07-23	23-Jul-18	20-Jul-23	6.67%	n/a	20-Jun-19	01-Jul-19	\$ 55.00	\$ -	-	-	0.00%	100.00	101.25	99.90	0.00%	n/a	n/a	n/a
AYUHB	Australian Unity Limited	Simple Bond 3-Bbsw+2.80% 15-12-20	16-Dec-15	15-Dec-20	4.49%	Quarterly	04-Jul-19	15-Jul-19	\$ 255.00	\$ 2,372,992.73	23,105	108	0.93%	102.00	104.50	101.00	-1.06%	-1.92%	-1.45%	n/a
IMFHA	IMF Bentham Limited	Bond 3-Bbsw+4.20% 22-12-22 Sec Step T-01-22	30-Apr-14	30-Jun-19	5.97%	Quarterly	27-Jun-19	08-Jul-19	\$ 76.95	\$ 619,661.19	6,114	42	0.81%	101.25	103.00	100.00	1.15%	-0.83%	2.79%	-0.25%
PPCHB	Peet Limited	Simple Bond 3-Bbsw+4.65% 05-10-22	10-Jul-17	05-Oct-22	6.38%	n/a	26-Jun-19	05-Jul-19	\$ 50.68	\$ 662,523.55	6,535	38	1.31%	101.35	105.00	100.40	-0.15%	-2.55%	n/a	n/a
TTSHA	Tatts Group Limited	Bond 3-Bbsw+3.10% 5-07-2019	02-Jul-12	05-Jul-19	4.83%	Quarterly	26-Jun-19	05-Jul-19	\$ 192.66	\$ 2,026,417.04	20,197	59	1.05%	100.35	103.60	100.22	0.10%	-2.53%	-3.15%	-4.43%
VLWHA	Villa World Limited	Simple Bond 3-Bbsw+4.75% 21-04-22	24-Apr-17	21-Apr-22	6.44%	Quarterly	10-Jul-19	22-Jul-19	\$ 50.50	\$ 886,167.82	8,746	73	1.75%	101.00	106.00	100.10	-0.49%	-2.42%	n/a	n/a

* Australian Government Treasury / Index Bonds are recorded at the valuation price

All values are as at Apr-19.

Past Performance is not a reliable indicator of future performance.

Information provided does not constitute financial product advice. You should obtain independent advice from an Australian financial services licensee before making any financial decisions. Although ASX Limited ABN 98 008 024 691 and its related bodies corporate ("ASX") has made every effort to ensure the accuracy of the information as at the date of publication, ASX does not give any warranty or representation as to the accuracy, reliability or completeness of the information. To the extent permitted by law, ASX and its employees, officers and contractors shall not be liable for any loss or damage arising in any way (including by way of negligence) from or in connection with any information provided or omitted or from any one acting or refraining to act in reliance on this information.

© Copyright 2018 ASX Operations Pty Limited ABN 42 004 523 782. All rights reserved 2019



Martin Dinh
Senior Product Manager
+61 2 9227 0318
martin.dinh@asx.com.au

