



# Bonds:

## Monthly Update: August 2019



Month: Aug-19

Trading days: 22

Period ending: Friday, 30 August 2019

### Snapshot by Category

Australian Bond Segment	Number listed	Market Cap \$b	Trades Total (#)	Trades per day (#)	Volume (#)	Value \$m
Corporate Bonds - Fixed Rate	4	0.4	147	7	34,659	3.5
Corporate Bonds - Floating Rate	5	0.5	349	16	56,690	5.8
Australian Government Bonds	33	0.3	574	26	137,266	16.4
<b>Total</b>	<b>42</b>	<b>1.16</b>	<b>1,070</b>	<b>49</b>	<b>228,615</b>	<b>25.7</b>

### Recent Listings

Entity	ASX Code	Size (\$m)	Type	Listing Date	Issue Price	Maturity / Conv / Reset	Interest Rate / Dividend	Distribution Payable	Last Price
Australian Government Trea	GSBK31	9000	Government Bonds - Fixed Rate	03-Jun-2019	\$100.00	21-Jun-2031	1.50%	Semi-Annual	\$107.22
Australian Government Trea	GSIC50	3750	Government Bonds - Inflation Lin	26-Sep-2018	\$100.00	21-Feb-2050	1.00%	Quarterly	\$125.00
Australian Government Trea	GSBI41	4300	Government Bonds - Fixed Rate	30-Jul-2018	\$100.00	21-May-2041	2.75%	Semi-Annual	\$127.17
Aksesstoday Limited	AXLHA	55	Corporate Bonds - Floating Rate	23-Jul-2018	\$100.00	20-Jul-2023	4.90%	Quarterly	\$100.00
Australian Government Trea	GSBI30	22,000.0	Government Bonds - Fixed Rate	14-Jun-2018	\$100.00	21-May-2030	2.50%	Semi-Annual	\$117.11
Australian Government Trea	GSBU29	23,000.0	Government Bonds - Fixed Rate	29-Jan-2018	\$100.00	21-Nov-2029	2.75%	Semi-Annual	\$118.90
Australian Government Trea	GSBU22	16,500.0	Government Bonds - Fixed Rate	16-Oct-2017	\$100.00	21-Nov-2022	2.25%	Semi-Annual	\$105.79
Australian Government Trea	GSIU27	4,750.0	Government Bonds - Inflation Lin	01-Sep-2017	\$100.00	21-Nov-2027	0.75%	Quarterly	\$111.43

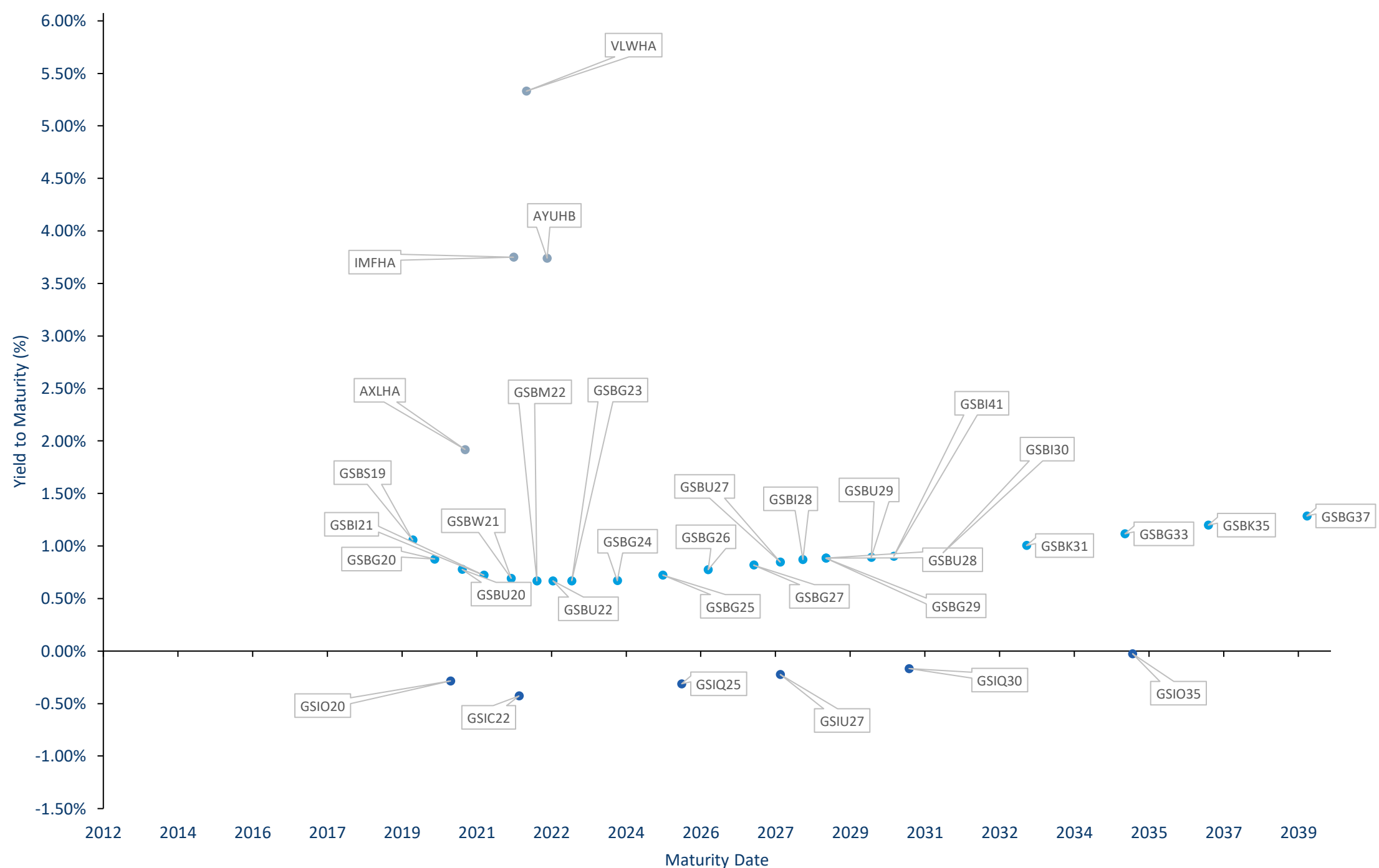
\*BBSW = Bank Bill Swap Rate

\* As of the date of this report this security has not traded, the Last Price reflects the Issue Price

### Most Actively Traded Securities by Value

ASX Code	Security Type	Value (\$)	%Value	Volume	%Volume
AYUHB	Corporate Bonds - Floating Rate	3,573,879	13.91%	34,920	15.27%
URFHC	Corporate Bonds - Fixed Rate	2,342,977	9.12%	23,297	10.19%
GSBG20	Government Bonds - Fixed Rate	1,961,086	7.63%	18,861	8.25%
GSBM22	Government Bonds - Fixed Rate	1,901,840	7.40%	16,493	7.21%
GSIQ25	Government Bonds - Inflation Linked	1,776,965	6.91%	11,877	5.20%
<b>Total Top 5</b>		<b>11,556,747.90</b>	<b>44.97%</b>	<b>105,448</b>	<b>46.12%</b>

### Market Comparison





# Bonds:

## Monthly Update: August 2019



### Market Capitalisation Trends

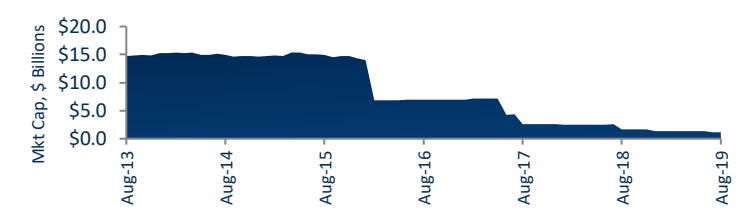
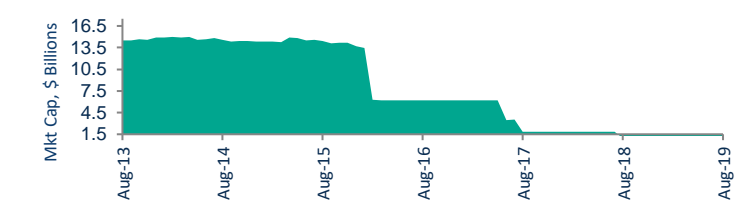
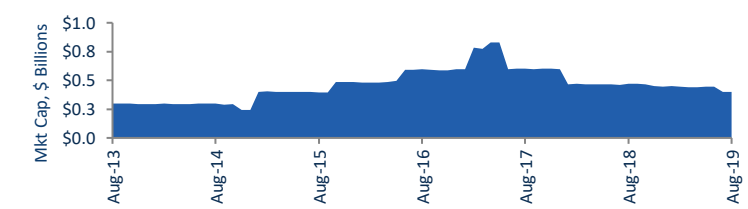
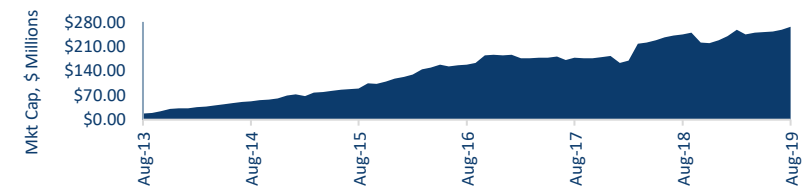
Government Bonds	Aug-17	Aug-18	% change	Last 12 months	
				Aug-19	% change
Market Cap (\$b)	0.2	0.2	38.2%	0.3	8.6%
Number listed (actual)	30	34	13.3%	33	-2.9%
Month trades	447	269	-39.8%	574	113.4%
Month value (\$m)	13.1	11.2	-14.5%	16.4	46.1%

Corporate Bonds - Fixed Rate	Aug-17	Aug-18	% change	Last 12 months	
				Aug-19	% change
Market Cap (\$b)	0.6	0.5	-22.0%	0.4	-14.6%
Number listed (actual)	5	5	0.0%	4	-20.0%
Month trades	337	307	-8.9%	147	-52.1%
Month value (\$m)	5.6	4.0	-28.8%	3.5	-12.5%

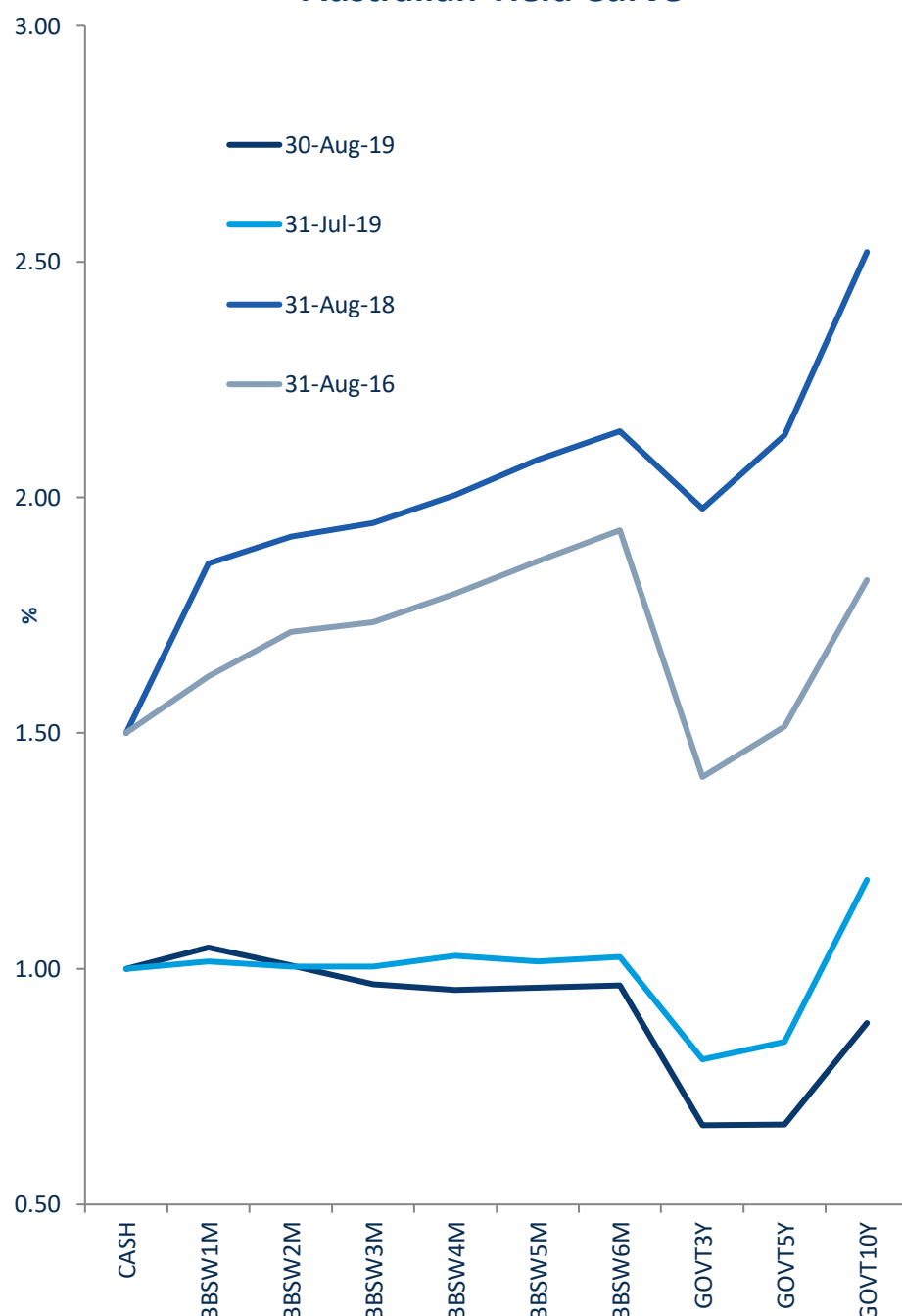
Corporate Bonds - Floating Rate	Aug-17	Aug-18	% change	Last 12 months	
				Aug-19	% change
Market Cap (\$b)	1.8	0.9	-48.7%	0.5	-47.7%
Number listed (actual)	7	7	0.0%	5	-28.6%
Month trades	1,006	708	-29.6%	349	-50.7%
Month value (\$m)	33.8	17.0	-49.5%	5.8	-65.9%

Total Bonds	Aug-17	Aug-18	% change	Last 12 months	
				Aug-19	% change
Market Cap (\$b)	2.6	1.7	-36.7%	1.2	-30.0%
Number listed (actual)	42	46	9.5%	42	-8.7%
Month trades	1,790	1,284	-28.3%	1,070	-16.7%
Month value (\$m)	52.5	32.3	-38.6%	25.7	-20.3%

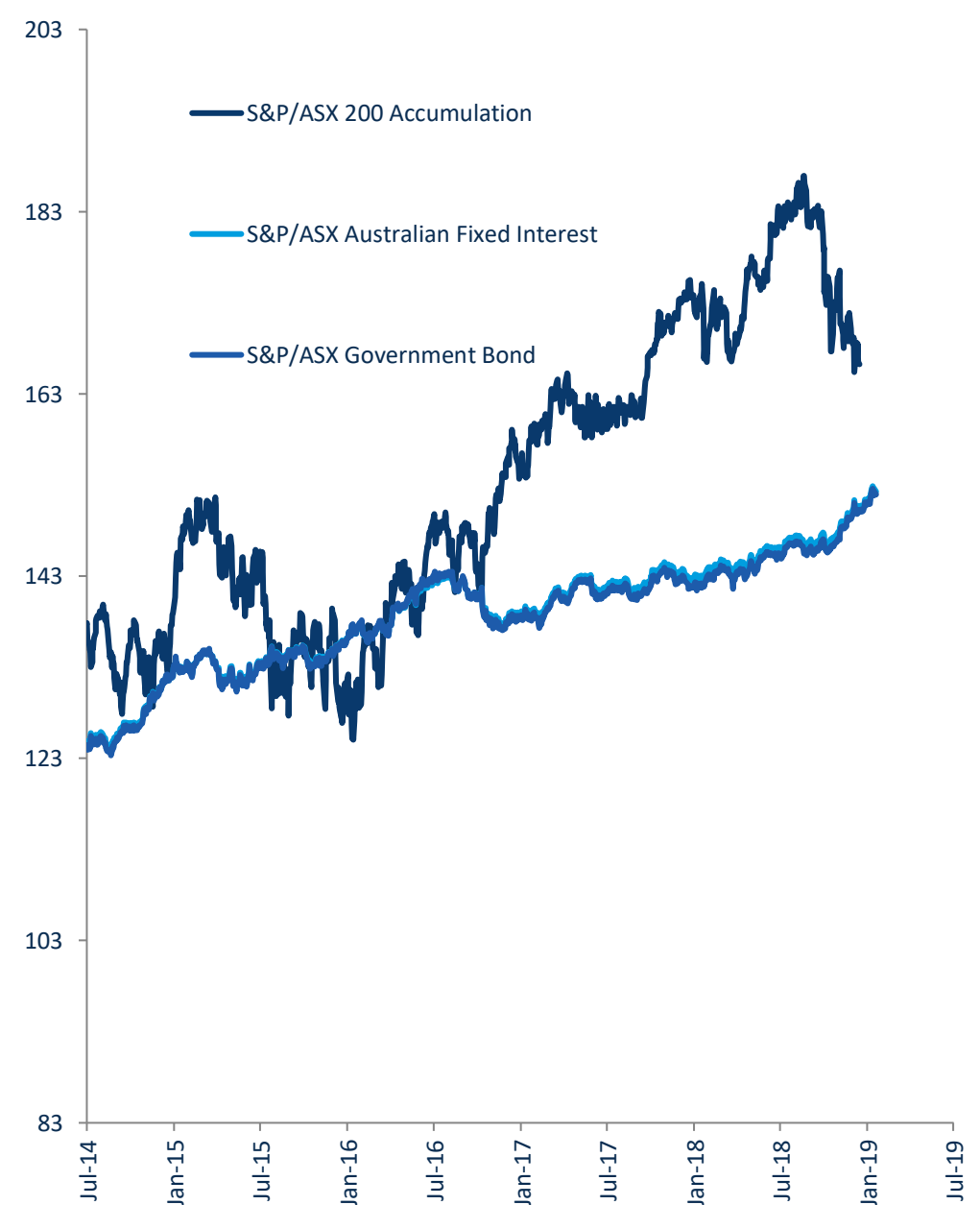
### Performance and Trading Activity Breakdown by Category



### Australian Yield Curve



### S&P Indices - rebased to 100





# Spotlight on Bonds

Monthly update: August 2019



ASX

## Australian Bonds Summary - August 2019

### ASX Profiles

ASX Code	Issuer	Description
----------	--------	-------------

### Detail

ASX Listed Date	Maturity / Conv / Reset	Coupon	Payment Frequency	Announced Ex Date	Announced Payment Date
-----------------	-------------------------	--------	-------------------	-------------------	------------------------

### Activity

Mkt Cap (\$m)#	Traded Value (\$)	Traded Volume	Number of Trades	Monthly Liquidity %
----------------	-------------------	---------------	------------------	---------------------

### Prices

Last	Year High	Year Low	Yield to maturity*
------	-----------	----------	--------------------

### Returns

1 Month Price Return	1 Year Price Return	3 Year Price Return	5 Year Price Return
----------------------	---------------------	---------------------	---------------------

### Government Bonds - Fixed Rate

GSBS19	Australian Government Treasury Bo Treasury Bond 2.75% 21-10-19 Semi	24-Jul-14	21-Oct-19	2.75%	Semi-Annual	10-Oct-19	21-Oct-19	\$ 28.64	\$ 339,276.27	3,354	4	1.18453%	101.20	102.40	100.53	1.06%	0.15%	-0.93%	-3.16%	n/a
GSBG20	Australian Government Treasury Bo Treasury Bond 4.50% 15-04-20 Semi	21-May-13	15-Apr-20	4.50%	Semi-Annual	04-Oct-19	15-Oct-19	\$ 23.21	\$ 1,961,086.15	18,861	47	8.44916%	104.05	106.14	102.81	0.88%	0.13%	-1.53%	-7.62%	-5.19%
GSBU20	Australian Government Treasury Bo Treasury Bond 1.75% 21-11-20 Semi	14-Apr-15	21-Nov-20	1.75%	Semi-Annual	12-Nov-19	21-Nov-19	\$ 18.63	\$ 1,029,628.88	10,110	26	5.52758%	101.91	101.93	99.38	0.78%	0.18%	1.75%	0.57%	n/a
GSBJ21	Australian Government Treasury Bo Treasury Bond 5.75% 15-05-21 Semi	21-May-13	15-May-21	5.75%	Semi-Annual	06-Nov-19	15-Nov-19	\$ 18.15	\$ 1,157,092.93	10,502	42	6.37423%	110.23	112.08	108.66	0.72%	0.29%	-1.42%	-8.61%	-6.34%
GSBW21	Australian Government Treasury Bo Treasury Bond 2.00% 21-12-21 Semi	30-Jan-17	21-Dec-21	2.00%	Semi-Annual	12-Dec-19	23-Dec-19	\$ 10.87	\$ 1,343,302.40	12,996	7	12.36193%	103.45	103.49	99.94	0.69%	0.84%	3.39%	n/a	n/a
GSBM22	Australian Government Treasury Bo Treasury Bond 5.75% 15-07-22 Semi	21-May-13	15-Jul-22	5.75%	Semi-Annual	06-Jan-20	15-Jan-20	\$ 19.78	\$ 1,901,840.47	16,493	58	9.61289%	115.41	117.40	113.16	0.67%	0.47%	0.70%	-6.90%	-2.53%
GSBU22	Australian Government Treasury Bo Treasury Bond 2.25% 21-11-22 Semi	16-Oct-17	21-Nov-22	2.25%	Semi-Annual	12-Nov-19	21-Nov-19	\$ 2.12	\$ 20,428.75	193	2	0.96556%	105.77	105.91	100.26	0.67%	0.65%	4.45%	n/a	n/a
GSBG23	Australian Government Treasury Bo Treasury Bond 5.50% 21-04-23 Semi	21-May-13	21-Apr-23	5.50%	Semi-Annual	10-Oct-19	21-Oct-19	\$ 6.01	\$ 162,068.89	1,358	16	2.69741%	119.31	119.54	113.80	0.67%	0.51%	2.29%	-5.17%	-0.06%
GSBG24	Australian Government Treasury Bo Treasury Bond 2.75% 21-04-24 Semi	21-May-13	21-Apr-24	2.75%	Semi-Annual	10-Oct-19	21-Oct-19	\$ 4.69	\$ 314,394.03	2,849	8	6.70246%	110.37	110.69	102.19	0.67%	1.21%	7.26%	1.85%	16.09%
GSBG25	Australian Government Treasury Bo Treasury Bond 3.25% 21-04-25 Semi	30-May-13	21-Apr-25	3.25%	Semi-Annual	10-Oct-19	21-Oct-19	\$ 4.43	\$ 99,074.52	859	20	2.23837%	115.51	115.66	104.40	0.72%	1.15%	8.23%	2.79%	15.16%
GSBG26	Australian Government Treasury Bo Treasury Bond 4.25% 21-04-26 Semi	18-Mar-14	21-Apr-26	4.25%	Semi-Annual	10-Oct-19	21-Oct-19	\$ 1.55	\$ 5,578.50	45	2	0.36034%	124.28	124.05	111.82	0.77%	2.63%	8.59%	1.39%	14.78%
GSBG27	Australian Government Treasury Bo Treasury Bond 4.75% 21-04-27 Semi	21-May-13	21-Apr-27	4.75%	Semi-Annual	10-Oct-19	21-Oct-19	\$ 12.45	\$ 428,419.12	3,281	28	3.43980%	130.80	131.29	115.84	0.82%	1.62%	9.00%	1.97%	15.82%
GSBU27	Australian Government Treasury Bo Treasury Bond 2.75% 21-11-27 Semi	28-Jan-16	21-Nov-27	2.75%	Semi-Annual	12-Nov-19	21-Nov-19	\$ 2.91	\$ 633,171.03	5,499	7	21.79290%	116.03	116.22	101.50	0.85%	5.89%	14.42%	6.57%	n/a
GSBU28	Australian Government Treasury Bo Treasury Bond 2.25% 21-05-28 Semi	19-May-16	21-May-28	2.25%	Semi-Annual	12-Nov-19	21-Nov-19	\$ 4.16	\$ 10,360.20	93	1	0.24913%	112.25	111.40	96.01	0.87%	4.64%	14.48%	9.35%	n/a
GSBU28	Australian Government Treasury Bo Treasury Bond 2.75% 21-11-28 Semi	02-Mar-17	21-Nov-28	2.75%	Semi-Annual	12-Nov-19	21-Nov-19	\$ 2.81	\$ 89,096.41	759	18	3.17454%	117.92	118.21	100.78	0.89%	2.60%	14.55%	n/a	n/a
GSBG29	Australian Government Treasury Bo Treasury Bond 3.25% 21-04-29 Semi	21-May-13	21-Apr-29	3.25%	Semi-Annual	10-Oct-19	21-Oct-19	\$ 6.47	\$ 444,526.74	3,611	23	6.86883%	123.67	123.79	104.79	0.88%	2.72%	14.18%	7.86%	27.28%
GSBU29	Australian Government Treasury Bo Treasury Bond 2.75% 21-11-29 Semi	29-Jan-18	21-Nov-29	2.75%	Semi-Annual	12-Nov-19	21-Nov-19	\$ 1.19	\$ 165,932.43	1,396	44	13.95563%	119.00	118.99	101.58	0.89%	3.66%	15.38%	n/a	n/a
GSBI30	Australian Government Treasury Bo Treasury Bond 2.50% 21-05-30 Semi	14-Jun-18	21-May-30	2.50%	Semi-Annual	12-Nov-19	21-Nov-19	\$ 0.47	\$ 30,998.68	264	5	6.61765%	117.10	117.78	99.10	0.90%	5.96%	19.63%	n/a	n/a
GSBK31	Australian Government Treasury Bo Treasury Bond 1.50% 21-06-31 Semi	03-Jun-19	21-Jun-31	1.50%	Semi-Annual	12-Dec-19	23-Dec-19	\$ 0.21	\$ 95,749.25	893	1	44.65000%	106.70	107.22	100.38	0.94%	6.18%	n/a	n/a	n/a
GSBG33	Australian Government Treasury Bo Treasury Bond 4.50% 21-04-33 Semi	22-Nov-13	21-Apr-33	4.50%	Semi-Annual	10-Oct-19	21-Oct-19	\$ 10.28	\$ 388,732.97	2,663	30	3.78215%	146.83	147.18	118.50	1.00%	3.66%	19.24%	11.99%	33.23%
GSBK35	Australian Government Treasury Bo Treasury Bond 2.75% 21-06-35 Semi	30-Mar-15	21-Jun-35	2.75%	Semi-Annual	12-Dec-19	23-Dec-19	\$ 5.56	\$ 77,385.79	629	8	1.39111%	124.22	123.62	97.01	1.12%	5.67%	23.92%	17.94%	n/a
GSBG37	Australian Government Treasury Bo Treasury Bond 3.75% 21-04-37 Semi	21-Oct-14	21-Apr-37	3.75%	Semi-Annual	10-Oct-19	21-Oct-19	\$ 4.30	\$ 529,111.10	3,766	30	12.31551%	141.79	143.65	109.72	1.20%	4.43%	24.37%	15.96%	n/a
GSBK39	Australian Government Treasury Bo Treasury Bond 3.25% 21-06-39 Semi	20-Oct-15	21-Jun-39	3.25%	Semi-Annual	12-Dec-19	23-Dec-19	\$ 1.81	\$ 65,451.20	491	4	3.62350%	134.98	134.10	103.15	1.29%	7.08%	27.11%	18.70%	n/a
GSBI41	Australian Government Treasury Bo Treasury Bond 2.75% 21-05-41 Semi	30-Jul-18	21-May-41	2.75%	Semi-Annual	12-Nov-19	21-Nov-19	\$ 2.54	\$ 107,230.42	853	6	4.21603%	126.79	127.17	94.07	1.37%	6.10%	33.27%	n/a	n/a
GSBE47	Australian Government Treasury Bo Treasury Bond 3.00% 21-03-47 Semi	19-Oct-16	21-Mar-47	3.00%	Semi-Annual	12-Sep-19	23-Sep-19	\$ 8.90	\$ 834,413.56	6,262	36	9.37036%	136.58	136.87	95.80	1.47%	8.02%	36.36%	n/a	n/a

### Government Bonds - Inflation Linked

GSIO20	Australian Government Treasury Inc Treas Indexed Bond Cpi+4.00% 20-08-20 Qly	21-May-13	20-Aug-20	4.00%	Quarterly	11-Nov-19	20-Nov-19	\$ 7.87	\$ 214,990.17	1,189	15	2.73276%	180.32	183.86	180.25	-0.28%	-0.80%	-1.39%	-4.67%	-4.87%
GSIC22	Australian Government Treasury Inc Treas Indexed Bond Cpi+1.25% 21-02-22 Qly	21-May-13	21-Feb-22	1.25%	Quarterly	12-Nov-19	21-Nov-19	\$ 7.24	\$ 81,872.11	685	17	1.13111%	119.58	119.92	116.03	-0.43%	-0.12%	2.39%	3.70%	9.90%
GSIC25	Australian Government Treasury Inc Treas Indexed Bond Cpi+3.00% 20-09-25 Qly	21-May-13	20-Sep-25	3.00%	Quarterly	11-Sep-19	20-Sep-19	\$ 26.00	\$ 1,776,965.30	11,877	31	6.83329%	149.59	149.83	140.58	-0.31%	0.21%	5.04%	1.46%	8.40%
GSIU27	Australian Government Treasury Inc Treas Indexed Bond Cpi+0.75% 21-11-27 Qly	01-Sep-17	21-Nov-27	3.00%	Quarterly	12-Nov-19	21-Nov-19	\$ 2.79	\$ 188,212.82	1,682	5	6.75627%	111.98	113.07	101.57	-0.22%	0.80%	8.38%	n/a	n/a
GSIQ30	Australian Government Treasury Inc Treas Indexed Bond Cpi+2.50% 20-09-30 Qly	21-May-13	20-Sep-30	2.50%	Quarterly	11-Sep-19	20-Sep-19	\$ 5.36	\$ 407,247.18	2,583	19	7.59624%	158.10	158.62	140.61	-0.17%	0.64%	10.10%	5.85%	22.08%
GSIO35	Australian Government Treasury Inc Treas Indexed Bond Cpi+2.00% 21-08-35 Qly	01-Oct-13	21-Aug-35	2.00%	Quarterly	12-Nov-19	21-Nov-19	\$ 5.52	\$ 34,543.42	231	2	0.62628%	148.16	149.80	127.15	-0.03%	3.65%	13.56%	8.30%	30.01%
GSIO40	Australian Government Treasury Inc Treas Indexed Bond Cpi+1.25% 21-08-40 Qly	18-Aug-15	21-Aug-40	1.25%	Quarterly	12-Nov-19	21-Nov-19	\$ 8.52	\$ 1,369,734.92	10,354	4	16.06921%	132.80	133.01	109.25	0.12%	3.34%	17.01%	10.16%	n/a
GSIC50	Australian Government Treasury Inc Treas Indexed Bond Cpi+1.00% 21-02-50 Qly	26-Sep-18	21-Feb-50	1.25%	Quarterly	12-Nov-19	21-Nov-19	\$ 0.63	\$ 73,943.49	585	8	11.83096%	123.96	128.14	96.22	0.23%	-0.04%	n/a	n/a	n/a

### Corporate Bonds - Fixed Rate

MVTHA	Mercantile Investment Company Ltd Bond 8.00% 10-07-21 Semi Sub	30-Jun-16	10-Jul-21	8.00%	Semi-Annual			\$ 23.18	\$ 148,170.17	1,425	9	0.63925%	103.90	107.30	101.00	6.45%	-0.11%	1.96%	1.37%	n/a
PPCHA	Peet Limited Simple Bond 7.50% Semi 07-06-21	08-Jun-16	07-Jun-21	1.00%	Semi-Annual			\$ 108.50	\$ 282,530.86	2,638	39	0.26040%	108.50	109.00	102.00	3.65%	0.60%	1.59%	5.60%	n/a
URFHB	US Masters Residential Property Fur Bond 7.75% 24-12-2020 Qly Red T 12-18	27-Oct-15	24-Dec-20	7.75%	Quarterly	19-Sep-19	30-Sep-19	\$ 91.90	\$ 735,090.67	7,299	22	0.79990%	101.50	101.50	96.75	6.08%	1.00%	0.64%	-1.94%	n/a
URFHC	US Masters Residential Property Fur Bond 7.75% 24-12-21 Qly Red T-12-19	23-Feb-17	24-Dec-21	7.75%	Quarterly	19-Sep-19	30-Sep-19	\$ 175.98	\$ 2,342,976.70	23,297	77	1.33139%	100.56	101.99	97.00	6.87%	-0.27%	-0.04%	n/a	n/a

### Corporate Bonds - Floating Rate

AXLHA	Assesstoday Limited Simple Bond 3-Bbsw+4.90% 20-07-23	23-Jul-18	20-Jul-23	6.67%	Quarterly			\$ 55.00	\$ -	-	-	0.00000%	100.00	100.55	99.90	13.44%	0.00%	-0.40%	n/a	n/a
AYUHB	Australian Unity Limited Simple Bond 3-Bbsw+2.80% 15-12-20	16-Dec-15	15-Dec-20	3.93%	Quarterly	03-Oct-19	14-Oct-19	\$ 256.75	\$ 3,573,879.28	34,920	171	1.39197%	102.70	104.50	100.10	1.92%	0.43%	-0.96%	-0.97%	n/a
IMFHA	IMF Bentham Limited Bond 3-Bbsw+4.20% 22-12-22 Sec Step T-01-22	30-Apr-14	22-Dec-22	5.41%	Quarterly	27-Sep-19	08-Oct-19	\$ 78.22	\$ 883,218.36	8,547	79	1.12916%	102.92	103.92	100.10	3.75%	-0.27%	1.10%	3.44%	-2.02%
PPCHB	Peet Limited Simple Bond 3-Bbsw+4.65% 05-10-22	10-Jul-17	05-Oct-22	5.78%	Quarterly	26-Sep-19	07-Oct-19	\$ 52.93	\$ 376,151.35	3,561	20	0.71073%	105.85	106.90	100.40	3.74%	-0.80%	0.81%	n/a	n/a
VLWHA	Villa World Limited Simple Bond 3-Bbsw+4.75% 21-04-22	24-Apr-17	21-Apr-22	5.86%	Quarterly	10-Oct-19	21-Oct-19	\$ 50.47	\$ 976,632.21	9,662	79	1.93507%	100.94	106.00	100.00	5.33%	-0.86%	-3.41%	n/a	n/a

\* Australian Government Treasury / Index Bonds are recorded at the valuation price

# Yield to Maturity have been obtained via Bloomberg as at the first Business Day of the month

All values are as at Aug-19.



Martin Dinh

Senior Product Manager - ASX Investment Products

Phone: +61 2 9227 0318  
Email: martin.dinh@asx.com.au

## Past Performance is not a reliable indicator of future performance.