



# Bonds:

Month Update: December 2019



Month: Dec-19

Trading days: 20

Period ending: Tuesday, 31 December 2019

## Snapshot by Category

Australian Bond Segment	Number listed	Market Cap \$b	Trades Total (#)	Trades per day (#)	Volume (#)	Value \$m
Corporate Bonds - Fixed Rate	5	0.7	1,063	53	224,847	\$22.21
Corporate Bonds - Floating Rate	7	0.6	310	16	54,254	\$5.52
Australian Government Bonds	32	0.3	456	23	132,123	\$15.16
<b>Total</b>	<b>44</b>	<b>1.57</b>	<b>1,829</b>	<b>91</b>	<b>411,224</b>	<b>\$42.89</b>

## Recent Listings

Entity	ASX Code	Size (\$m)	Type	Listing Date	Issue Price	Maturity / Conv / Reset	Interest Rate / Dividend	Distribution Frequency	Last Price
Virgin Australia Holdings Lir	VAHHA	\$325	Corporate Bonds - Fixed Rate	27-Nov-2019	\$100.00	26-Nov-2024	8.00%	S/A	\$98.90
Australian Unity Limited	AYUHC	\$115	Corporate Bonds - Floating Rate	18-Oct-2019	\$100.00	15-Dec-2024	2.85%	Qtrly	\$101.60
Australian Unity Limited	AYUHD	\$207	Corporate Bonds - Floating Rate	18-Oct-2019	\$100.00	15-Dec-2026	3.00%	Qtrly	\$102.00
Australian Government Trea	GSBK31	\$16,200	Government Bonds - Fixed Rate	03-Jun-2019	\$100.00	21-Jun-2031	1.50%	S/A	\$103.80
Australian Government Trea	GSIC50	\$3,850	Government Bonds - Inflation Lin	26-Sep-2018	\$100.00	21-Feb-2050	1.00%	Qtrly	\$121.58
Australian Government Trea	GSBI41	\$4,600	Government Bonds - Fixed Rate	30-Jul-2018	\$100.00	21-May-2041	2.75%	S/A	\$121.00
A.C.N. 603 323 182 Limited	AXLHA	\$55	Corporate Bonds - Floating Rate	23-Jul-2018	\$100.00	20-Jul-2023	5.82%	Qtrly	\$100.00
Australian Government Trea	GSBI30	\$26,000	Government Bonds - Fixed Rate	14-Jun-2018	\$100.00	21-May-2030	2.50%	S/A	\$110.72
Australian Government Trea	GSBU29	\$26,100	Government Bonds - Fixed Rate	29-Jan-2018	\$100.00	21-Nov-2029	2.75%	S/A	\$114.26
Australian Government Trea	GSBU22	\$16,500	Government Bonds - Fixed Rate	16-Oct-2017	\$100.00	21-Nov-2022	2.25%	S/A	\$105.42

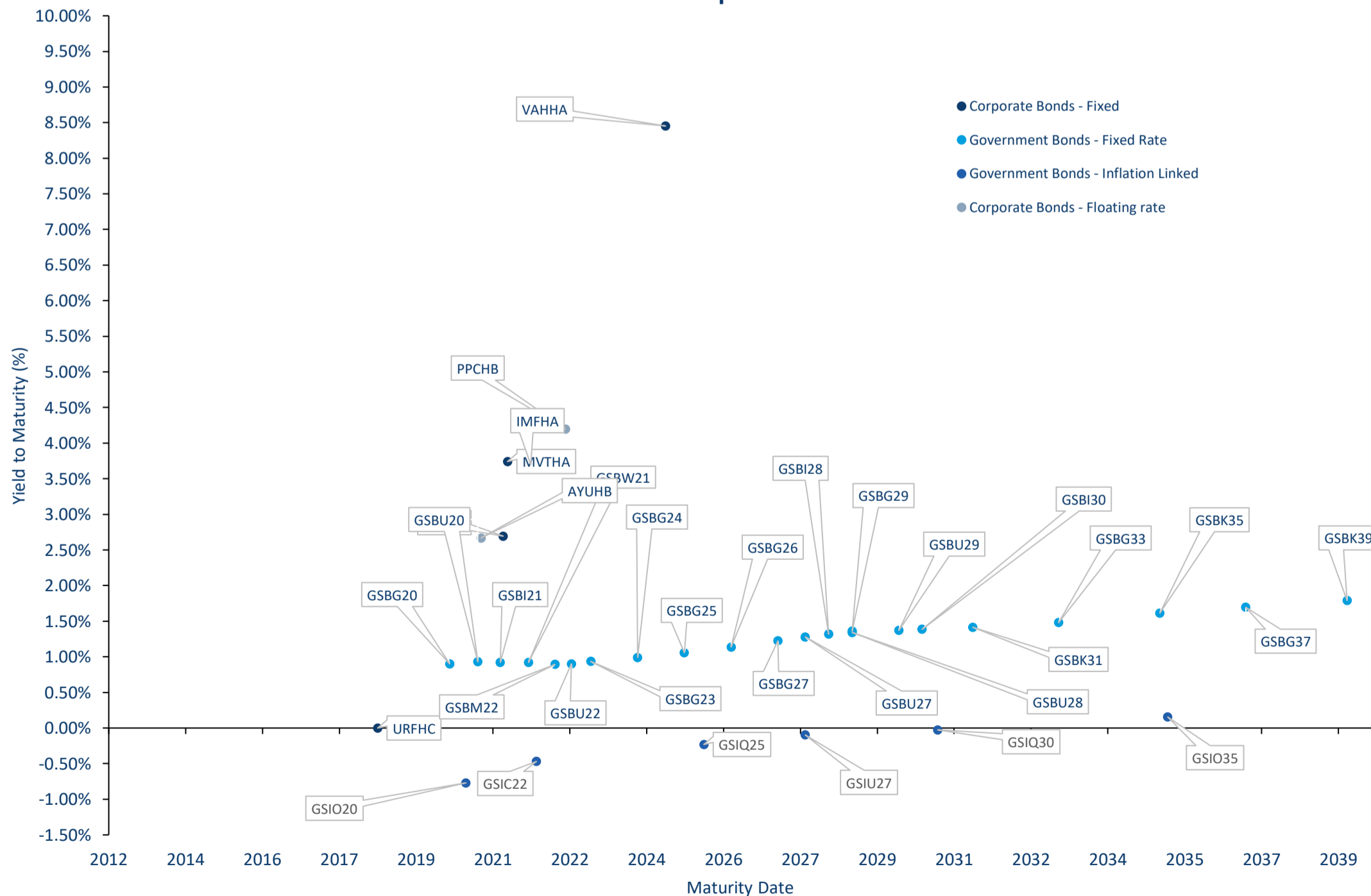
\*BBSW = Bank Bill Swap Rate

\* As of the date of this report this security has not traded, the Last Price reflects the Issue Price

## Most Actively Traded Securities by Value

ASX Code	Security Type	Value (\$)	Value (%)	Volume	Volume (%)
VAHHA	Corporate Bonds - Fixed Rate	\$18,588,687	43.34%	188,625	45.87%
GSBG25	Government Bonds - Fixed Rate	\$2,756,366	6.43%	24,455	5.95%
MVTHA	Corporate Bonds - Fixed Rate	\$2,311,295	5.39%	21,944	5.34%
GSBE47	Government Bonds - Fixed Rate	\$2,236,869	5.22%	17,510	4.26%
GSBM22	Government Bonds - Fixed Rate	\$2,123,564	4.95%	18,407	4.48%
		<b>\$28,016,781.37</b>	<b>65.32%</b>	<b>270,941</b>	<b>65.89%</b>

## Market Comparison





# Bonds:

## Month Update: December 2019



### Market Capitalisation Trends


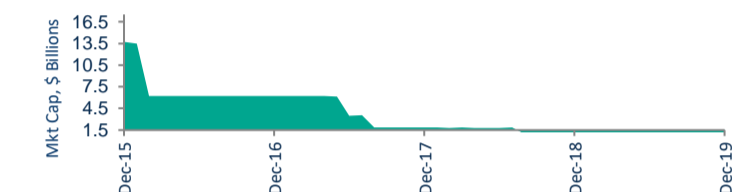
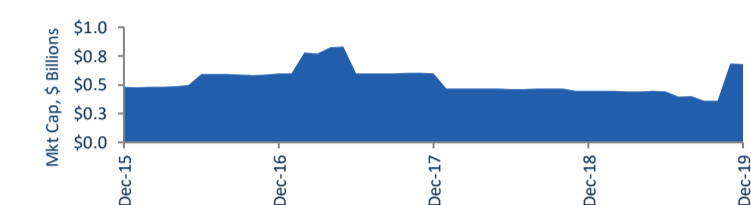
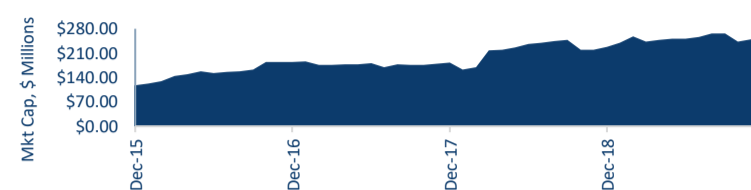
Government Bonds				Last 12 months	
	Dec-17	Dec-18	% change	Dec-19	% change
Market Cap (\$b)	\$0.18	\$0.23	24.5%	\$0.25	11.8%
Number listed (actual)	32	32	0.0%	\$32.00	0.0%
Month trades	194	320	64.9%	\$456.00	42.5%
Month value (\$m)	\$7.21	\$9.82	36.2%	\$15.16	54.4%

Corporate Bonds - Fixed Rate				Last 12 months	
	Dec-17	Dec-18	% change	Dec-19	% change
Market Cap (\$b)	\$0.60	\$0.44	-25.8%	\$0.68	53.3%
Number listed (actual)	5	4	-20.0%	\$5.00	25.0%
Month trades	210	273	30.0%	\$1,063.00	289.4%
Month value (\$m)	\$3.38	\$4.51	33.4%	\$22.21	392.9%

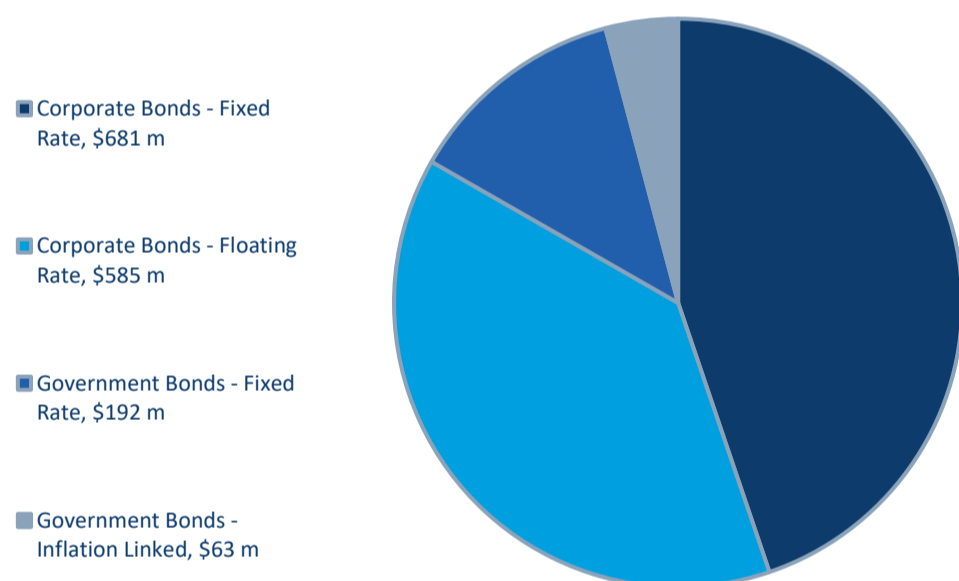
Corporate Bonds - Floating Rate				Last 12 months	
	Dec-17	Dec-18	% change	Dec-19	% change
Market Cap (\$b)	\$1.83	\$0.64	-65.1%	\$0.64	-0.3%
Number listed (actual)	7	6	-14.3%	\$7.00	16.7%
Month trades	802	233	-70.9%	\$310.00	33.0%
Month value (\$m)	\$17.33	\$7.28	-58.0%	\$5.52	-24.2%

Total Bonds				Last 12 months	
	Dec-17	Dec-18	% change	Dec-19	% change
Market Cap (\$b)	\$2.61	\$1.31	-49.8%	\$1.57	20.0%
Number listed (actual)	44	42	-4.5%	\$44.00	4.8%
Month trades	1,206	826	-31.5%	\$1,829.00	121.4%
Month value (\$m)	\$27.91	\$21.60	-22.6%	\$42.89	98.6%

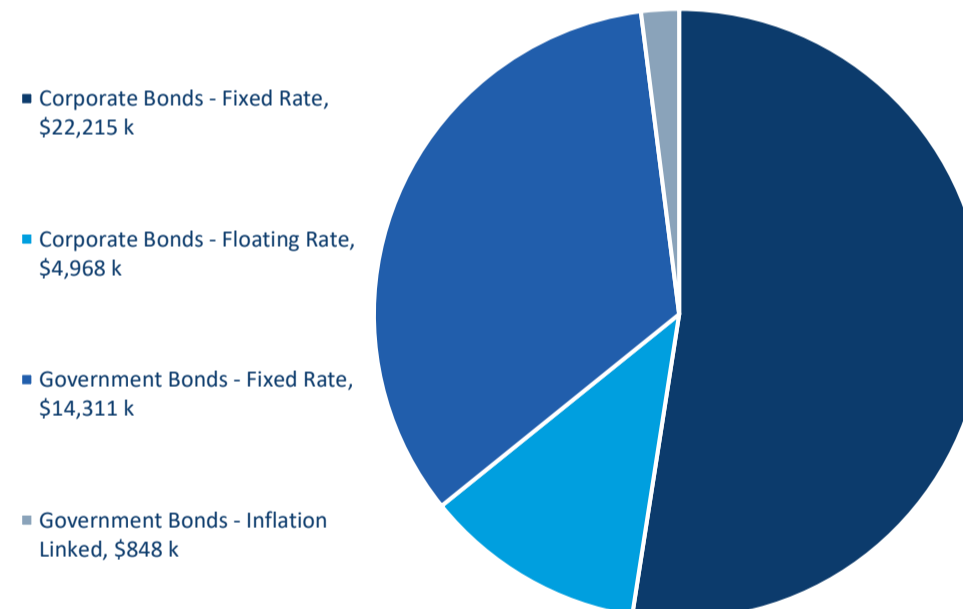
### Performance and Trading Activity Breakdown by Category



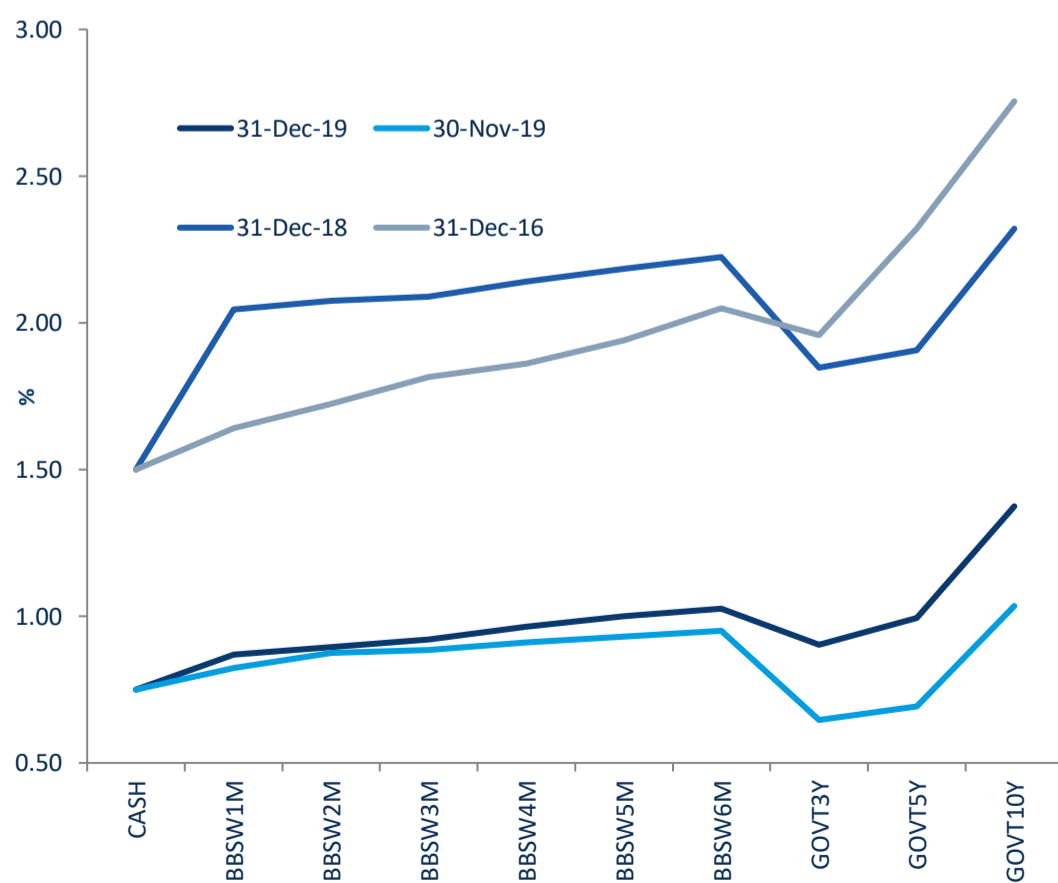
### Bonds Mkt Cap Breakdown by Type



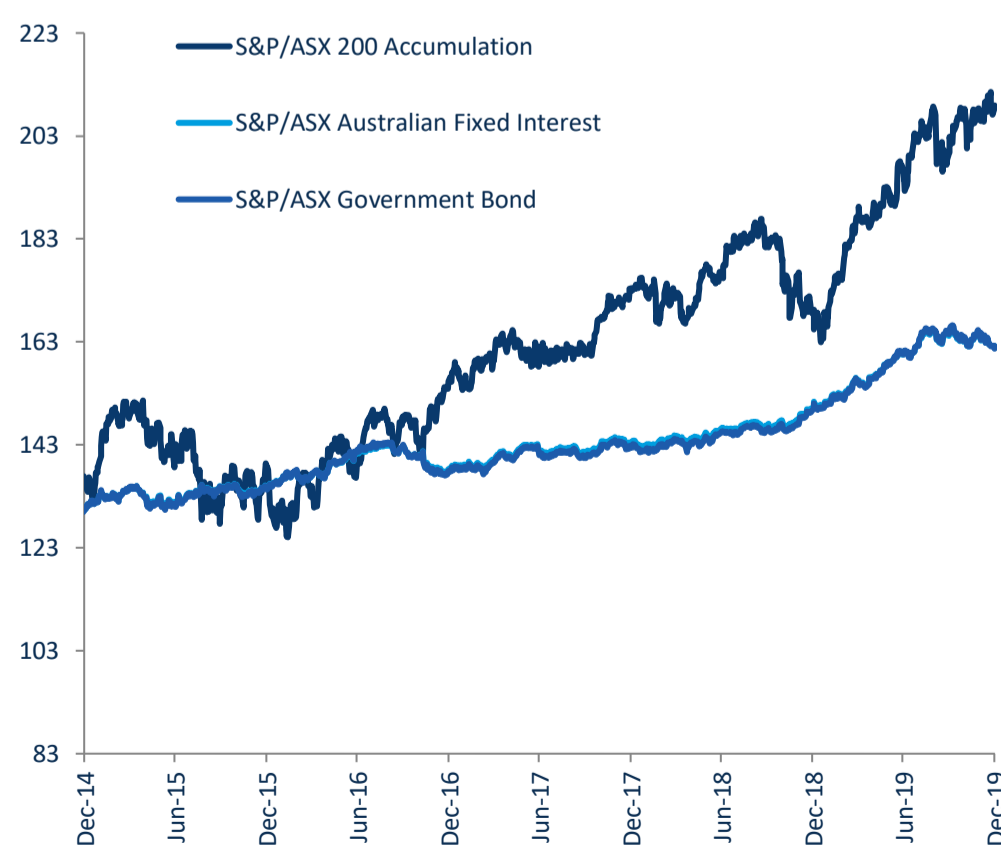
### Bonds Breakdown by Traded Value



### Australian Yield Curve



### S&P Indices - rebased to 100





# Spotlight on Bonds

Month update: December 2019



Australian Bonds Summary - December 2019

### ASX Profiles

ASX Code	Issuer	Description
<b>Government Bonds - Fixed Rate</b>		
GSBG20	Australian Government Treasury	Bon Treasury Bond 4.50% 15-04-20 Semi
GSBU20	Australian Government Treasury	Bon Treasury Bond 1.75% 21-11-20 Semi
GSBU21	Australian Government Treasury	Bon Treasury Bond 5.75% 15-05-21 Semi
GSBW21	Australian Government Treasury	Bon Treasury Bond 2.00% 21-12-21 Semi
GSBM22	Australian Government Treasury	Bon Treasury Bond 5.75% 15-07-22 Semi
GSBU22	Australian Government Treasury	Bon Treasury Bond 2.25% 21-11-22 Semi
GSBG23	Australian Government Treasury	Bon Treasury Bond 5.50% 21-04-23 Semi
GSBG24	Australian Government Treasury	Bon Treasury Bond 2.75% 21-04-24 Semi
GSBG25	Australian Government Treasury	Bon Treasury Bond 3.25% 21-04-25 Semi
GSBG26	Australian Government Treasury	Bon Treasury Bond 4.25% 21-04-26 Semi
GSBG27	Australian Government Treasury	Bon Treasury Bond 4.75% 21-04-27 Semi
GSBU27	Australian Government Treasury	Bon Treasury Bond 2.75% 21-11-27 Semi
GSBU28	Australian Government Treasury	Bon Treasury Bond 2.25% 21-05-28 Semi
GSBU28	Australian Government Treasury	Bon Treasury Bond 2.75% 21-11-28 Semi
GSBG29	Australian Government Treasury	Bon Treasury Bond 3.25% 21-04-29 Semi
GSBU29	Australian Government Treasury	Bon Treasury Bond 2.75% 21-11-29 Semi
GSBU30	Australian Government Treasury	Bon Treasury Bond 2.50% 21-05-30 Semi
GSBK31	Australian Government Treasury	Bon Treasury Bond 1.50% 21-06-31 Semi
GSBG33	Australian Government Treasury	Bon Treasury Bond 4.50% 21-04-33 Semi
GSBK35	Australian Government Treasury	Bon Treasury Bond 2.75% 21-06-35 Semi
GSBG37	Australian Government Treasury	Bon Treasury Bond 3.75% 21-04-37 Semi
GSBK39	Australian Government Treasury	Bon Treasury Bond 3.25% 21-06-39 Semi
GSBU41	Australian Government Treasury	Bon Treasury Bond 2.75% 21-05-41 Semi
GSBE47	Australian Government Treasury	Bon Treasury Bond 3.00% 21-03-47 Semi
<b>Government Bonds - Inflation Linked</b>		
GSIO20	Australian Government Treasury	Inc Treas Indexed Bond Cpi+4.00% 20-08-20 Qly
GSIC22	Australian Government Treasury	Inc Treas Indexed Bond Cpi+1.25% 21-02-22 Qly
GSIQ25	Australian Government Treasury	Inc Treas Indexed Bond Cpi+3.00% 20-09-25 Qly
GSIU27	Australian Government Treasury	Inc Treas Indexed Bond Cpi+0.75% 21-11-27 Qly
GSIQ30	Australian Government Treasury	Inc Treas Indexed Bond Cpi+2.50% 20-09-30 Qly
GSIO35	Australian Government Treasury	Inc Treas Indexed Bond Cpi+2.00% 21-08-35 Qly
GSIO40	Australian Government Treasury	Inc Treas Indexed Bond Cpi+1.25% 21-08-40 Qly
GSIC50	Australian Government Treasury	Inc Treas Indexed Bond Cpi+1.00% 21-02-50 Qly
<b>Corporate Bonds - Fixed Rate</b>		
MVTHA	Mercantile Investment Company Ltd	Bond 8.00% 10-07-21 Semi Sub
PPCHA	Peet Limited	Simple Bond 7.50% Semi 07-06-21
VAHHA	Virgin Australia Holdings Limited	Bond 8.00% 26-11-24 Semi Cum Red T-11-22
URFHB	US Masters Residential Property Fur	Bond 7.75% 24-12-2020 Qly Red T-12-18
URFHC	US Masters Residential Property Fur	Bond 7.75% 24-12-21 Qly Red T-12-19
<b>Corporate Bonds - Floating Rate</b>		
AXLHA	A.C.N. 603 323 182 Limited	Simple Bond 3-Bbsw+4.90% 20-07-23
AYUHB	Australian Unity Limited	Simple Bond 3-Bbsw+2.80% 15-12-20
AYUHC	Australian Unity Limited	Simple Bond 3-Bbsw+2.00% 15-12-24
AYUHD	Australian Unity Limited	Simple Bond 3-Bbsw+2.15% 15-12-26
IMFHA	IMF Bentham Limited	Bond 3-Bbsw+4.20% 22-12-22 Sec Step T-01-22
PPCHB	Peet Limited	Simple Bond 3-Bbsw+4.65% 05-10-22

### Detail

ASX Listed Date	Maturity / Conv / Reset	Coupon	Payment Frequency	Announced Ex Date	Announced Payment Date
21-May-13	15-Apr-20	4.50%	S/A	06-Apr-20	15-Apr-20
14-Apr-15	21-Nov-20	1.75%	S/A	12-May-20	21-May-20
21-May-13	15-May-21	5.75%	S/A	06-May-20	15-May-20
30-Jan-17	21-Dec-21	2.00%	S/A	11-Jun-20	22-Jun-20
21-May-13	15-Jul-22	5.75%	S/A	06-Jan-20	15-Jan-20
16-Oct-17	21-Nov-22	2.25%	S/A	12-May-20	21-May-20
21-May-13	21-Apr-23	5.50%	S/A	08-Apr-20	21-Apr-20
21-May-13	21-Apr-24	2.75%	S/A	08-Apr-20	21-Apr-20
30-May-13	21-Apr-25	3.25%	S/A	08-Apr-20	21-Apr-20
18-Mar-14	21-Apr-26	4.25%	S/A	08-Apr-20	21-Apr-20
21-May-13	21-Apr-27	4.75%	S/A	08-Apr-20	21-Apr-20
28-Jan-16	21-Nov-27	2.75%	S/A	12-May-20	21-May-20
19-May-16	21-May-28	2.25%	S/A	12-May-20	21-May-20
02-Mar-17	21-Nov-28	2.75%	S/A	12-May-20	21-May-20
21-May-13	21-Apr-29	2.75%	S/A	08-Apr-20	21-Apr-20
29-Jan-18	21-Nov-29	2.75%	S/A	12-May-20	21-May-20
14-Jun-18	21-May-30	2.50%	S/A	12-May-20	21-May-20
03-Jun-19	21-Jun-31	1.50%	S/A	11-Jun-20	22-Jun-20
22-Nov-13	21-Apr-33	4.50%	S/A	08-Apr-20	21-Apr-20
30-Mar-15	21-Jun-35	2.75%	S/A	11-Jun-20	22-Jun-20
21-Oct-14	21-Apr-37	3.75%	S/A	08-Apr-20	21-Apr-20
20-Oct-15	21-Jun-39	3.25%	S/A	11-Jun-20	22-Jun-20
30-Jul-18	21-May-41	2.75%	S/A	12-May-20	21-May-20
19-Oct-16	21-Mar-47	3.00%	S/A	12-Mar-20	23-Mar-20

### Activity

Mkt Cap (\$m)#	Traded Value (\$)	Traded Volume	Number of Trades	Spread	Monthly Liquidity %
\$24.79	\$2,026,874.68	19,867	37	0.30%	8.18%
\$24.16	\$1,006,560.47	9,944	24	0.21%	4.17%
\$20.89	\$1,773,582.99	16,511	37	0.12%	8.49%
\$10.73	\$164,655.77	1,597	4	0.15%	1.53%
\$22.04	\$2,123,564.33	18,407	70	0.28%	9.64%
\$2.32	\$0.00	-	-	0.29%	0.00%
\$5.84	\$427,891.22	3,679	22	0.65%	7.33%
\$5.70	\$54,031.64	497	2	0.37%	0.95%
\$7.45	\$2,756,365.76	24,455	19	0.42%	37.00%
\$1.99	\$241,736.97	1,994	16	0.41%	12.17%
\$11.93	\$689,835.74	5,423	30	0.37%	5.78%
\$2.77	\$80,183.10	706	5	0.37%	2.89%
\$4.17	\$0.00	-	-	0.40%	0.00%
\$2.92	\$41,189.65	362	12	0.70%	1.41%
\$6.32	\$68,492.96	576	12	0.67%	1.08%
\$1.14	\$125,684.06	1,088	10	0.62%	11.00%
\$0.22	\$43,811.36	390	6	0.70%	19.78%
\$0.21	\$1,557.05	15	1	0.77%	0.75%
\$9.66	\$193,187.89	1,381	23	0.52%	2.00%
\$5.42	\$17,709.09	147	1	0.75%	0.33%
\$4.28	\$227,772.76	1,667	17	0.59%	5.33%
\$1.69	\$1,157.98	9	2	0.62%	0.07%
\$2.42	\$8,203.92	68	2	0.72%	0.34%
\$12.71	\$2,236,868.99	17,510	53	0.72%	17.61%

### Prices

Last <sup>1</sup>	Year High	Year Low	Yield to maturity <sup>2</sup>
\$102.00	\$105.40	\$101.85	0.90%
\$101.16	\$102.12	\$100.00	0.93%
\$107.30	\$112.05	\$107.19	0.92%
\$102.22	\$103.75	\$101.20	0.92%
\$115.01	\$117.40	\$113.16	0.89%
\$104.28	\$106.12	\$102.01	0.90%
\$115.82	\$119.80	\$110.50	0.94%
\$108.12	\$110.79	\$105.95	0.99%
\$112.34	\$115.94	\$107.31	1.06%
\$119.98	\$124.05	\$114.92	1.14%
\$125.25	\$131.63	\$119.67	1.22%
\$110.99	\$116.22	\$104.02	1.28%
\$107.75	\$111.63	\$99.81	1.32%
\$112.55	\$118.29	\$103.95	1.34%
\$117.59	\$124.01	\$109.42	1.36%
\$113.31	\$118.99	\$109.14	1.37%
\$110.72	\$117.78	\$102.97	1.39%
\$101.43	\$107.22	\$100.38	1.42%
\$138.00	\$147.43	\$125.18	1.48%
\$115.80	\$123.87	\$102.43	1.62%
\$132.42	\$143.65	\$116.70	1.70%
\$124.26	\$134.10	\$108.91	1.79%
\$115.96	\$127.17	\$95.00	1.87%
\$121.93	\$136.87	\$104.00	1.99%

### Returns

1 Month Price Return	1 Year Price Return	3 Year Price Return	5 Year Price Return
-0.02%	-2.27%	-6.06%	-8.19%
-0.11%	1.31%	2.70%	n/a
-0.29%	-2.20%	-8.68%	-10.03%
-1.02%	1.76%	n/a	n/a
-0.64%	-0.74%	-4.58%	-6.73%
-1.08%	2.53%	n/a	n/a
-1.09%	0.19%	-2.32%	-4.58%
-0.29%	4.28%	6.56%	7.94%
-1.50%	5.01%	6.43%	8.77%
-1.86%	4.71%	5.97%	10.70%
-2.46%	4.43%	6.19%	5.41%
-3.37%	9.35%	1.94%	n/a
-3.48%	9.06%	12.74%	n/a
-2.79%	8.56%	n/a	n/a
-2.93%	8.57%	14.13%	15.74%
-3.29%	11.46%	n/a	n/a
-3.49%	11.73%	n/a	n/a
-2.93%	n/a	n/a	n/a
-3.46%	10.52%	19.37%	16.96%
-5.48%	12.83%	29.36%	n/a
-4.56%	13.64%	29.43%	26.35%
-6.42%	14.28%	33.30%	n/a
-5.80%	16.91%	n/a	n/a
-7.56%	16.65%	43.01%	n/a

<sup>1</sup> Australian Government Treasury / Index Bonds are recorded at the valuation price  
<sup>2</sup> Yield to Maturity have been obtained via Bloomberg as at the first Business Day of the month

All values are as at Dec-19.



**Martin Dinh**  
 Senior Product Manager - ASX Investment Products  
 Phone: +61 2 9227 0318  
 Email: martin.dinh@asx.com.au

### Past Performance is not a reliable indicator of future performance.

Information provided does not constitute financial product advice. You should obtain independent advice from an Australian financial services licensee before making any financial decisions. Although ASX Limited ABN 98 008 624 691 and its related bodies corporate ("ASX") has made every effort to ensure the accuracy of the information as at the date of publication, ASX does not give any warranty or representation as to the accuracy, reliability or completeness of the information. To the extent permitted by law, ASX and its employees, officers and contractors shall not be liable for any loss or damage arising in any way (including by way of negligence) from or in connection with any information provided or omitted or from any one acting or refraining to act in reliance on this information.  
 © Copyright 2018 ASX Operations Pty Limited ABN 42 004 523 782. All rights reserved 2019

