



# Bonds:

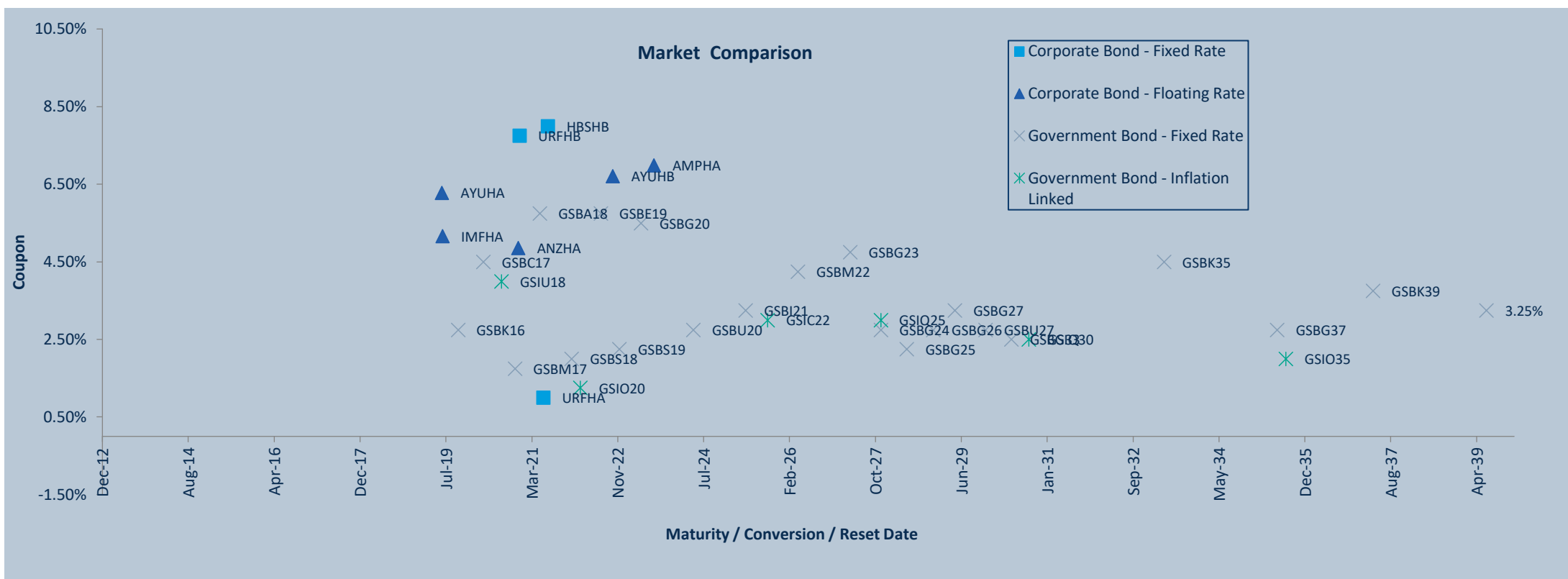
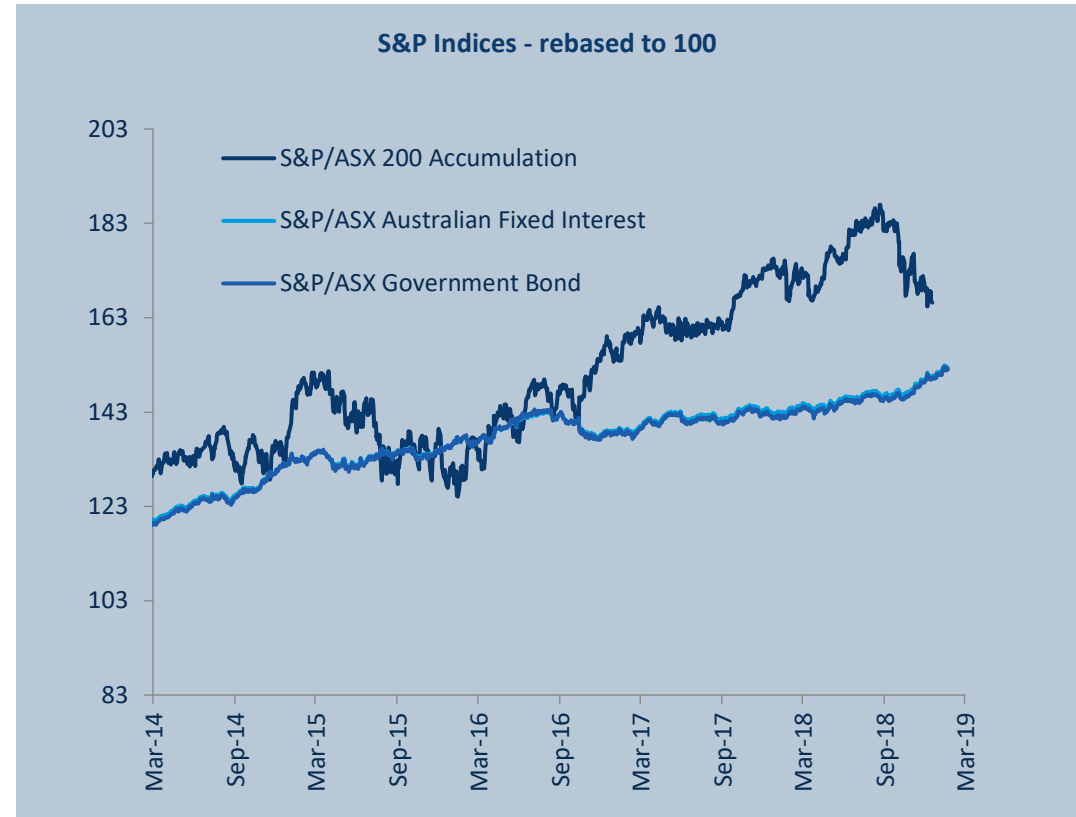
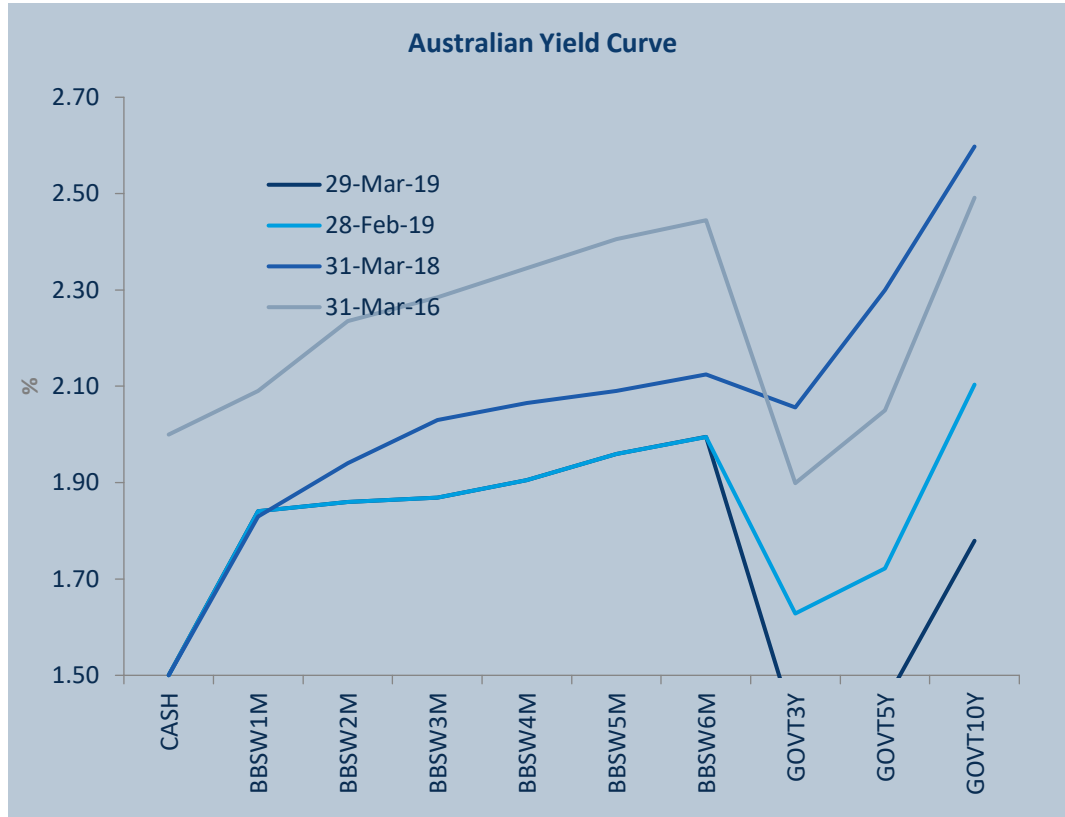
## Monthly Update: March 2019



Month: Mar-19

Trading days: 21

Period ending: Friday, 29 March 2019



### Snapshot by Category

Segment	Number listed	Market Cap \$b	Trades Total (#)	Trades per day (#)	Volume (#)	Value \$m
Corporate Bonds - Fixed Rate	4	0.4	278	13	38,141	3.9
Corporate Bonds - Floating Rate	6	0.6	284	14	88,555	9.0
Australian Government Bonds	31	599.5	475	23	242,920	27.5
<b>TOTAL</b>	<b>41</b>	<b>600.53</b>	<b>1,037</b>	<b>49</b>	<b>369,616</b>	<b>40.4</b>

### Recent Listings

Entity	ASX Code	Size (\$m)	Type	Listing Date	Issue Price	Maturity / Conv / Reset	Interest Rate / Dividend	Distribution Payable	Last Price
Australian Government Trea	GSIC50	3750	Government Bonds - Inflation Lin	26-Sep-2018	\$100.00	21-Feb-2050	1.00%	Quarterly	\$109.22
Australian Government Trea	GSBI41	3600	Government Bonds - Fixed Rate	30-Jul-2018	\$100.00	21-May-2041	2.75%	Semi-Annual	\$109.12
Axesstoday Limited	AXLHA	55	Corporate Bonds - Floating Rate	23-Jul-2018	\$100.00	20-Jul-2023	4.90%	n/a	\$100.00
Australian Government Trea	GSBI30	15,600.0	Government Bonds - Fixed Rate	14-Jun-2018	\$100.00	21-May-2030	2.50%	Semi-Annual	\$107.15
Australian Government Trea	GSBU29	20,800.0	Government Bonds - Fixed Rate	29-Jan-2018	\$100.00	21-Nov-2029	2.75%	Semi-Annual	\$110.49
Australian Government Trea	GSBU22	16,500.0	Government Bonds - Fixed Rate	16-Oct-2017	\$100.00	21-Nov-2022	2.25%	Semi-Annual	\$103.89
Australian Government Trea	GSIU27	4,450.0	Government Bonds - Inflation Lin	01-Sep-2017	\$100.00	21-Nov-2027	0.75%	Quarterly	\$105.46

\*BBSW = Bank Bill Swap Rate

As of the date of this report this security has not traded, the Last Price reflects the Issue Price



# Bonds:

## Monthly Update: March 2019



### Market Capitalisation Trends

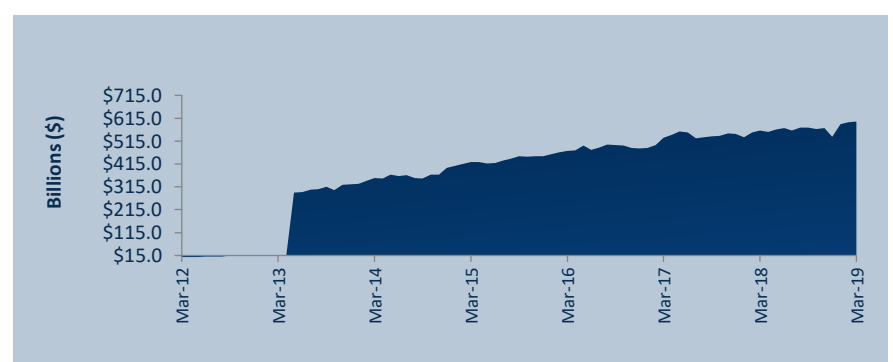
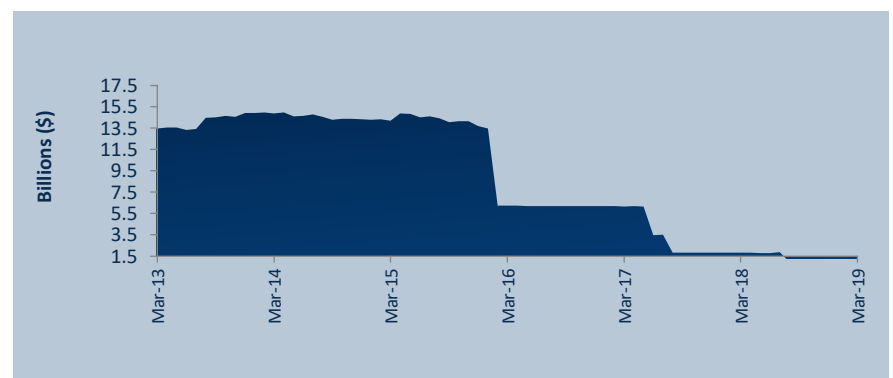
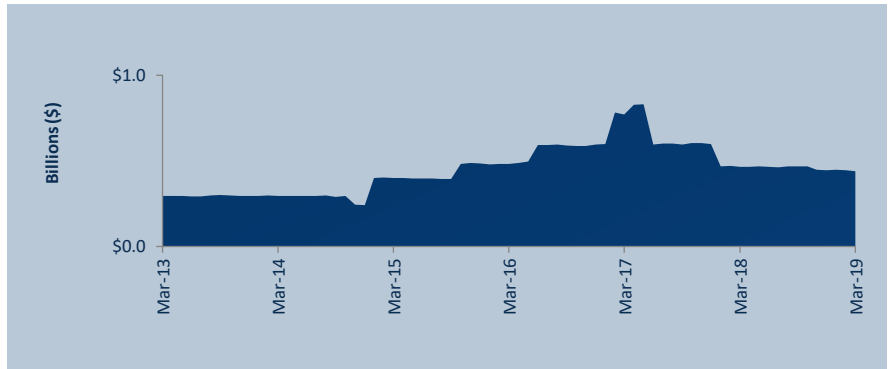
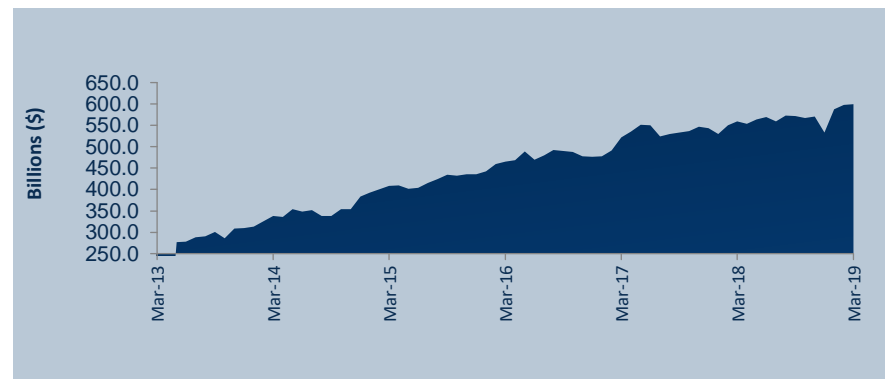
Government Bonds	Mar-17	Mar-18	% change	Last 12 months	
				Mar-19	% change
Market Cap (\$b)	522.2	559.2	7.1%	599.5	7.2%
Number listed (actual)	31	32	3.2%	31	-3.1%
Month trades	219	222	1.4%	475	114.0%
Month value (\$m)	10.9	50.6	364.5%	27.5	-45.7%

Corporate Bonds - Fixed Rate	Mar-17	Mar-18	% change	Last 12 months	
				Mar-19	% change
Market Cap (\$b)	0.8	0.5	-39.7%	0.4	-5.3%
Number listed (actual)	6	5	-16.7%	4	-20.0%
Month trades	255	223	-12.5%	278	24.7%
Month value (\$m)	6.0	3.0	-49.4%	3.9	29.1%

Corporate Bonds - Floating Rate	Mar-17	Mar-18	% change	Last 12 months	
				Mar-19	% change
Market Cap (\$b)	6.2	1.8	-70.5%	0.6	-65.3%
Number listed (actual)	8	7	-12.5%	6	-14.3%
Month trades	2,932	1,018	-65.3%	284	-72.1%
Month value (\$m)	133.1	44.4	-66.7%	9.0	-79.6%

Total Bonds	Mar-17	Mar-18	% change	Last 12 months	
				Mar-19	% change
Market Cap (\$b)	529.2	561.5	6.1%	600.5	7.0%
Number listed (actual)	45	44	-2.2%	41	-6.8%
Month trades	3,406	1,463	-57.0%	1,037	-29.1%
Month value (\$m)	150.0	98.0	-34.6%	40.4	-58.8%

### Performance and Trading Activity Breakdown by Category



### Most Actively Traded Securities by Value

ASX Code	Security Type	Value (\$)	%Value	Volume	%Volume
GSBG20	Government Bonds - Fixed Rate	6,140,947	15.19%	58,394	15.80%
GSBI21	Government Bonds - Fixed Rate	4,129,518	10.21%	37,243	10.08%
IMFHA	Corporate Bonds - Floating Rate	3,928,701	9.72%	38,425	10.40%
GSBM22	Government Bonds - Fixed Rate	3,768,922	9.32%	32,798	8.87%
TTSHA	Corporate Bonds - Floating Rate	2,827,487	6.99%	27,953	7.56%
<b>TOTAL Top 5</b>		<b>20,795,575.03</b>	<b>51.44%</b>	<b>194,813</b>	<b>52.71%</b>

### Annualised Liquidity

Corporate Bonds - Fixed Rate	11%
Corporate Bonds - Floating Rate	17%
Government Bonds	0%

\*Annualised turnover by IRM Category



# Spotlight on Bonds: March 2019



ASX Profiles			Detail					Activity					Prices			Returns				
ASX Code	Issuer	Description	ASX Listed Date	Maturity / Conv / Reset	Coupon	Payment Frequency	Announced Ex Date	Announced Payment Date	Mkt Cap (\$m)#	Traded Value (\$)	Traded Volume	Number of Trades	Monthly Liquidity %	Last *	Year High	Year Low	1 Month Price Return	1 Year Price Return	3 Year Price Return	5 Year Price Return
<b>Government Bonds - Fixed Rate</b>																				
GSBS19	Australian Government Treasury Bonds	Treasury Bond 2.75% 21-10-19 Semi	24-Jul-14	21-Oct-19	2.75%	Semi-Annual	11-Apr-19	23-Apr-19	\$ 15,253.51	\$ 307,632.70	3,012	3	0.00%	102.15	102.40	100.80	0.62%	-0.58%	-0.15%	n/a
GSBG20	Australian Government Treasury Bonds	Treasury Bond 4.50% 15-04-20 Semi	21-May-13	15-Apr-20	4.50%	Semi-Annual	04-Apr-19	15-Apr-19	\$ 22,821.06	\$ 6,140,947.29	58,394	48	0.03%	105.25	107.17	103.63	0.34%	-1.82%	-6.05%	0.18%
GSBU20	Australian Government Treasury Bonds	Treasury Bond 1.75% 21-11-20 Semi	14-Apr-15	21-Nov-20	1.75%	Semi-Annual	10-May-19	21-May-19	\$ 23,598.40	\$ 1,410,139.05	13,967	21	0.01%	101.27	101.30	99.14	0.48%	1.09%	2.16%	n/a
GSBI21	Australian Government Treasury Bonds	Treasury Bond 5.75% 15-05-21 Semi	21-May-13	15-May-21	5.75%	Semi-Annual	06-May-19	15-May-19	\$ 32,870.20	\$ 4,129,518.26	37,243	33	0.01%	111.11	114.00	108.83	0.56%	-1.66%	-7.08%	-2.80%
GSBW21	Australian Government Treasury Bonds	Treasury Bond 2.00% 21-12-21 Semi	30-Jan-17	21-Dec-21	2.00%	Semi-Annual	12-Jun-19	21-Jun-19	\$ 17,775.84	\$ 1,298,658.00	12,733	5	0.01%	102.16	102.03	99.19	0.66%	2.02%	n/a	n/a
GSBM22	Australian Government Treasury Bonds	Treasury Bond 5.75% 15-07-22 Semi	21-May-13	15-Jul-22	5.75%	Semi-Annual	04-Jul-19	15-Jul-19	\$ 28,850.79	\$ 3,768,921.97	32,798	49	0.01%	115.40	116.81	113.16	0.88%	-0.40%	-4.74%	2.20%
GSBU22	Australian Government Treasury Bonds	Treasury Bond 2.25% 21-11-22 Semi	16-Oct-17	21-Nov-22	2.25%	Semi-Annual	10-May-19	21-May-19	\$ 17,146.14	\$ 227,669.60	2,200	2	0.00%	103.92	103.89	99.48	1.38%	3.48%	n/a	n/a
GSBG23	Australian Government Treasury Bonds	Treasury Bond 5.50% 21-04-23 Semi	21-May-13	21-Apr-23	5.50%	Semi-Annual	11-Apr-19	23-Apr-19	\$ 29,076.39	\$ 1,086,256.11	9,190	6	0.00%	118.68	118.76	113.80	1.19%	0.77%	-2.69%	5.22%
GSBG24	Australian Government Treasury Bonds	Treasury Bond 2.75% 21-04-24 Semi	21-May-13	21-Apr-24	2.75%	Semi-Annual	11-Apr-19	23-Apr-19	\$ 28,801.29	\$ 77,404.78	720	4	0.00%	107.87	107.89	101.33	1.81%	5.15%	4.87%	19.06%
GSBG25	Australian Government Treasury Bonds	Treasury Bond 3.25% 21-04-25 Semi	30-Mar-13	21-Apr-25	3.25%	Semi-Annual	11-Apr-19	23-Apr-19	\$ 29,194.16	\$ 125,668.20	1,129	14	0.00%	111.86	111.86	103.95	1.93%	4.80%	4.22%	19.62%
GSBG26	Australian Government Treasury Bonds	Treasury Bond 4.25% 21-04-26 Semi	18-Mar-14	21-Apr-26	4.25%	Semi-Annual	11-Apr-19	23-Apr-19	\$ 37,724.40	\$ 75,185.38	633	5	0.00%	119.76	119.76	111.82	1.99%	4.82%	3.32%	n/a
GSBG27	Australian Government Treasury Bonds	Treasury Bond 4.75% 21-04-27 Semi	21-May-13	21-Apr-27	4.75%	Semi-Annual	11-Apr-19	23-Apr-19	\$ 37,311.56	\$ 739,660.06	5,897	25	0.00%	125.63	125.93	115.41	2.45%	4.77%	3.43%	17.75%
GSBU27	Australian Government Treasury Bonds	Treasury Bond 2.75% 21-11-27 Semi	28-Jan-16	21-Nov-27	2.75%	Semi-Annual	10-May-19	21-May-19	\$ 30,648.80	\$ -	-	-	0.00%	109.46	106.73	99.84	2.64%	7.60%	6.02%	n/a
GSBI28	Australian Government Treasury Bonds	Treasury Bond 2.25% 21-05-28 Semi	19-May-16	21-May-28	2.25%	Semi-Annual	10-May-19	21-May-19	\$ 29,669.22	\$ 86,362.11	835	4	0.00%	105.21	103.57	94.70	2.83%	8.59%	n/a	n/a
GSBU28	Australian Government Treasury Bonds	Treasury Bond 2.75% 21-11-28 Semi	02-Mar-17	21-Nov-28	2.75%	Semi-Annual	10-May-19	21-May-19	\$ 28,106.75	\$ 111,479.93	1,015	14	0.00%	109.79	110.25	99.46	2.45%	6.69%	n/a	n/a
GSBG29	Australian Government Treasury Bonds	Treasury Bond 3.25% 21-04-29 Semi	21-May-13	21-Apr-29	3.25%	Semi-Annual	11-Apr-19	23-Apr-19	\$ 31,296.28	\$ 1,361,074.02	11,916	14	0.00%	115.91	115.91	103.95	4.40%	8.60%	9.49%	31.72%
GSBU29	Australian Government Treasury Bonds	Treasury Bond 2.75% 21-11-29 Semi	29-Jan-18	21-Nov-29	2.75%	Semi-Annual	10-May-19	21-May-19	\$ 23,002.72	\$ 65,078.61	589	1	0.00%	110.59	110.49	100.30	8.78%	8.71%	n/a	n/a
GSBI30	Australian Government Treasury Bonds	Treasury Bond 2.50% 21-05-30 Semi	14-Jun-18	21-May-30	2.50%	Semi-Annual	10-May-19	21-May-19	\$ 16,910.56	\$ 227,450.40	2,120	2	0.00%	108.40	107.31	97.89	4.51%	n/a	n/a	n/a
GSBG33	Australian Government Treasury Bonds	Treasury Bond 4.50% 21-04-33 Semi	22-Nov-13	21-Apr-33	4.50%	Semi-Annual	11-Apr-19	23-Apr-19	\$ 18,701.06	\$ 1,699,767.53	12,791	38	0.01%	134.54	135.10	117.33	3.95%	9.32%	10.27%	35.79%
GSBK35	Australian Government Treasury Bonds	Treasury Bond 2.75% 21-06-35 Semi	30-Mar-15	21-Jun-35	2.75%	Semi-Annual	12-Jun-19	21-Jun-19	\$ 8,143.80	\$ 131,031.67	1,197	8	0.00%	110.80	110.80	94.97	5.55%	13.90%	15.84%	n/a
GSBG37	Australian Government Treasury Bonds	Treasury Bond 3.75% 21-04-37 Semi	21-Oct-14	21-Apr-37	3.75%	Semi-Annual	11-Apr-19	23-Apr-19	\$ 15,201.24	\$ 465,154.32	3,719	18	0.00%	126.68	127.43	108.13	4.61%	12.27%	14.45%	n/a
GSBK39	Australian Government Treasury Bonds	Treasury Bond 3.25% 21-06-39 Semi	20-Oct-15	21-Jun-39	3.25%	Semi-Annual	12-Jun-19	21-Jun-19	\$ 9,932.16	\$ 87,480.32	748	3	0.00%	118.24	117.71	101.65	4.69%	13.69%	16.38%	n/a
GSBI41	Australian Government Treasury Bonds	Treasury Bond 2.75% 21-05-41 Semi	30-Jul-18	21-May-41	2.75%	Semi-Annual	10-May-19	21-May-19	\$ 3,928.68	\$ 990,930.33	9,080	77	0.03%	109.13	109.46	94.07	5.07%	n/a	n/a	n/a
GSBE47	Australian Government Treasury Bonds	Treasury Bond 3.00% 21-03-47 Semi	19-Oct-16	21-Mar-47	3.00%	Semi-Annual	12-Sep-19	23-Sep-19	\$ 14,689.09	\$ 949,311.55	8,656	17	0.01%	112.99	112.99	92.77	3.66%	17.95%	n/a	n/a
<b>Government Bonds - Inflation Linked</b>																				
GSIO20	Australian Government Treasury Indexed Bonds	Treas Indexed Bond Cpi+4.00% 20-08-20 Qly	21-May-13	20-Aug-20	4.00%	Quarterly	09-May-19	20-May-19	\$ 5,531.63	\$ 1,260,138.24	6,931	9	0.02%	181.95	184.59	180.99	0.35%	-1.35%	-4.52%	-1.31%
GSIC22	Australian Government Treasury Indexed Bonds	Treas Indexed Bond Cpi+1.25% 21-02-22 Qly	21-May-13	21-Feb-22	1.25%	Quarterly	10-May-19	21-May-19	\$ 7,408.49	\$ 26,207.78	223	10	0.00%	117.78	117.96	115.09	0.49%	1.83%	3.52%	15.41%
GSIQ25	Australian Government Treasury Indexed Bonds	Treas Indexed Bond Cpi+3.00% 20-09-25 Qly	21-May-13	20-Sep-25	3.00%	Quarterly	11-Jun-19	20-Jun-19	\$ 10,577.29	\$ 279,190.12	1,941	20	0.00%	145.03	145.12	140.10	0.76%	2.20%	1.98%	13.51%
GSIU27	Australian Government Treasury Indexed Bonds	Treas Indexed Bond Cpi+0.75% 21-11-27 Qly	01-Sep-17	21-Nov-27	3.00%	Quarterly	10-May-19	21-May-19	\$ 4,768.62	\$ 31,581.00	300	2	0.00%	107.16	105.74	100.14	1.80%	5.13%	n/a	n/a
GSIQ30	Australian Government Treasury Indexed Bonds	Treas Indexed Bond Cpi+2.50% 20-09-30 Qly	21-May-13	20-Sep-30	2.50%	Quarterly	11-Jun-19	20-Jun-19	\$ 6,703.59	\$ 33,177.87	224	12	0.00%	149.21	149.51	139.73	1.83%	4.21%	5.46%	27.81%
GSIO35	Australian Government Treasury Indexed Bonds	Treas Indexed Bond Cpi+2.00% 21-08-35 Qly	01-Oct-13	21-Aug-35	2.00%	Quarterly	10-May-19	21-May-19	\$ 5,445.79	\$ 78,755.32	568	2	0.00%	137.87	138.74	125.45	3.03%	9.10%	11.86%	36.54%
GSIO40	Australian Government Treasury Indexed Bonds	Treas Indexed Bond Cpi+1.25% 21-08-40 Qly	18-Aug-15	21-Aug-40	1.25%	Quarterly	10-May-19	21-May-19	\$ 4,276.79	\$ 41,681.36	357	3	0.00%	120.47	117.72	107.46	3.33%	11.62%	15.43%	n/a
GSIC50	Australian Government Treasury Indexed Bonds	Treas Indexed Bond Cpi+1.00% 21-02-50 Qly	26-Sep-18	21-Feb-50	1.25%	Quarterly	10-May-19	21-May-19	\$ 4,095.86	\$ 187,930.67	1,790	6	0.00%	109.22	109.22	96.22	5.10%	n/a	n/a	n/a
<b>Corporate Bonds - Fixed Rate</b>																				
MVTHA	Mercantile Investment Company Ltd	Bond 8.00% 10-07-21 Semi Sub	30-Jun-16	10-Jul-21	8.00%	Semi-Annual			\$ 23.07	\$ 104,783.50	1,011	13	0.45%	103.40	105.93	100.00	-0.19%	0.49%	n/a	n/a
PPCHA	Peet Limited	Simple Bond 7.50% Semi 07-06-21	08-Jun-16	07-Jun-21	1.00%	Semi-Annual			\$ 103.16	\$ 720,166.31	6,872	67	0.70%	103.16	107.25	102.00	-1.95%	-1.05%	n/a	n/a
URFHB	US Masters Residential Property Fund	Bond 7.75% 24-12-2020 Qly Red T 12-18	27-Oct-15	24-Dec-20	7.75%	Quarterly			\$ 89.63	\$ 417,676.55	4,193	25	0.47%	99.00	101.32	97.00	-1.49%	-1.49%	-2.94%	n/a
URFHC	US Masters Residential Property Fund	Bond 7.75% 24-12-21 Qly Red T-12-19	23-Feb-17	24-Dec-21	7.75%	Quarterly			\$ 173.95	\$ 1,193,523.10	11,939	53	0.69%	99.40	101.99	97.00	-0.30%	-1.63%	n/a	n/a
<b>Corporate Bonds - Floating Rate</b>																				
AXLHA	Assesstoday Limited	Simple Bond 3-Bbsw+4.90% 20-07-23	23-Jul-18	20-Jul-23	6.99%	n/a			\$ 55.00	\$ -	-	-	0.00%	100.00	101.25	99.90	0.00%	n/a	n/a	n/a
AYUHB	Australian Unity Limited	Simple Bond 3-Bbsw+2.80% 15-12-20	16-Dec-15	15-Dec-20	4.86%	Quarterly	04-Apr-19	15-Apr-19	\$ 257.73	\$ 1,711,846.44	16,544	128	0.66%	103.09	104.90	101.49	-0.20%	-1.63%	-0.14%	n/a
IMFHA	IMF Bentham Limited	Bond 3-Bbsw+4.20% 22-12-22 Sec Step T-01-22	30-Apr-14	30-Jun-19	6.28%	Quarterly			\$ 76.08	\$ 3,928,700.65	38,425	89	5.16%	100.10	103.00	100.00	-2.05%	-1.77%	1.62%	n/a
PPCHB	Peet Limited	Simple Bond 3-Bbsw+4.65% 05-10-22	10-Jul-17	05-Oct-22	6.71%	n/a			\$ 50.75	\$ 572,641.26	5,633	35	1.13%	101.50	105.00	100.40	0.00%	-0.49%	n/a	n/a
TTSHA	Tatts Group Limited	Bond 3-Bbsw+ 3.10% 5-07-2019	02-Jul-12	05-Jul-19	5.16%	Quarterly			\$ 192.47	\$ 2,827,486.87	27,953	32	1.47%	100.25	103.60	100.24	-1.03%	-2.67%	-3.61%	-2.72%
VLLWA	Villa World Limited	Simple Bond 3-Bbsw+4.75% 21-04-22	24-Apr-17	21-Apr-22	6.82%	Quarterly	12-Apr-19	23-Apr-19	\$ 50.75	\$ 1,450,945.40	14,126	120	2.86%	101.50	106.00	100.70	-2.68%	-0.98%	n/a	n/a

\* Australian Government Treasury / Index Bonds are recorded at the valuation price

All values are as at Mar-19.

## Past Performance is not a reliable indicator of future performance.



**Martin Dinh**  
Senior Product Manager  
+61 2 9227 0318  
martin.dinh@asx.com.au

Information provided does not constitute financial product advice. You should obtain independent advice from an Australian financial services licensee before making any financial decisions. Although ASX Limited ABN 98 008 624 691 and its related bodies corporate ("ASX") has made every effort to ensure the accuracy of the information as at the date of publication, ASX does not give any warranty or representation as to the accuracy, reliability or completeness of the information. To the extent permitted by law, ASX and its employees, officers and contractors shall not be liable for any loss or damage arising in any way (including by way of negligence) from or in connection with any information provided or omitted or from any one acting or refraining to act in reliance on this information.  
© Copyright 2018 ASX Operations Pty Limited ABN 42 004 523 782. All rights reserved 2019

