



Bonds:

Month Update: August 2020



Month: Aug-20

Trading days: 21

Period ending: Monday, 31 August 2020

Snapshot by Category

Australian Bond Segment	Number listed	Market Cap \$b	Trades Total (#)	Trades per day (#)	Volume (#)	Value \$m
Corporate Bonds - Fixed Rate	4	0.4	415	20	130,794	\$11.34
Corporate Bonds - Floating Rate	5	0.5	201	10	31,930	\$3.16
Australian Government Bonds	35	0.4	666	32	501,703	\$59.86
Total	44	1.35	1,282	61	664,427	\$74.36

Recent Listings

Entity	ASX Code	Size (\$m)	Type	Listing Date	Issue Price	Maturity / Conv / Reset	Interest Rate / Dividend	Distribution Frequency	Last Price
Australian Government Tre	GSBK51	\$15,000	Government Bonds - Fixed Rate	05-Aug-2020	\$100.00	21-Jun-2051	1.75%	S/A	\$97.18
Australian Government Tre	GSBU25	\$20,000	Government Bonds - Fixed Rate	27-Jul-2020	\$100.00	21-Nov-2025	0.25%	S/A	\$99.11
Australian Government Tre	GSBW30	\$24,700	Government Bonds - Fixed Rate	21-May-2020	\$100.00	21-Dec-2030	1.00%	S/A	\$101.39
Australian Government Tre	GSBU24	\$26,000	Government Bonds - Fixed Rate	21-Apr-2020	\$100.00	21-Nov-2024	0.25%	S/A	\$99.80
Australian Government Tre	GSBI32	\$16,200	Government Bonds - Fixed Rate	28-Jan-2020	\$100.00	21-May-2032	1.25%	S/A	\$102.80
Virgin Australia Holdings Lir	VAHHA	\$325	Corporate Bonds - Fixed Rate	27-Nov-2019	\$100.00	26-Nov-2024	8.00%	S/A	\$39.00
Australian Unity Limited	AYUHC	\$115	Corporate Bonds - Floating Rate	18-Oct-2019	\$100.00	15-Dec-2024	2.10%	Qtrly	\$99.80
Australian Unity Limited	AYUHD	\$207	Corporate Bonds - Floating Rate	18-Oct-2019	\$100.00	15-Dec-2026	2.25%	Qtrly	\$97.00
Australian Government Tre	GSBK31	\$22,500	Government Bonds - Fixed Rate	03-Jun-2019	\$100.00	21-Jun-2031	1.50%	S/A	\$105.91

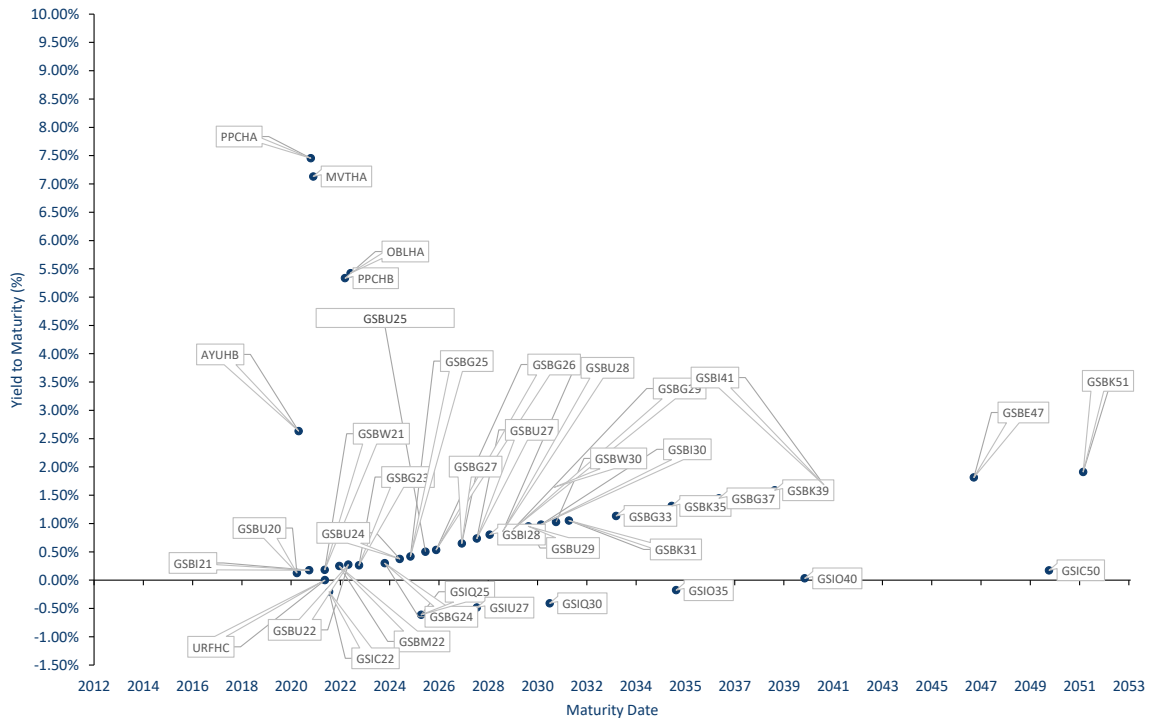
*BBSW = Bank Bill Swap Rate

*As of the date of this report this security has not traded, the Last Price reflects the Issue Price

Most Actively Traded Securities by Value

ASX Code	Security Type	Value (\$)	Value (%)	Volume	Volume (%)
GSBM22	Government Bonds - Fixed Rate	\$11,059,827	14.87%	99,446	14.97%
URFHC	Corporate Bonds - Fixed Rate	\$10,226,952	13.75%	119,817	18.03%
GSBG37	Government Bonds - Fixed Rate	\$9,586,044	12.89%	69,450	10.45%
GSBG33	Government Bonds - Fixed Rate	\$7,136,098	9.60%	49,902	7.51%
GSBG25	Government Bonds - Fixed Rate	\$5,536,060	7.44%	48,395	7.28%
		\$43,544,979.87	58.56%	387,010	58.25%

YTM versus maturity date





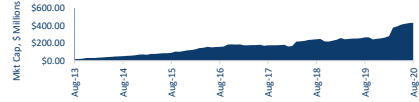
Bonds:

Month Update: August 2020

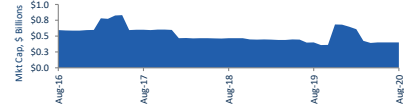


Market Capitalisation Trends

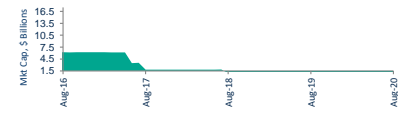
Government Bonds	Aug-18	Aug-19	% change	Last 12 months	
	Aug-20	% change			
Market Cap (\$b)	\$0.24	\$0.27	8.6%	\$0.43	62.4%
Number listed (actual)	34	33	-2.9%	\$35.00	6.1%
Monthly Volume	104,194	137,266	31.7%	\$01,703	265.5%
Monthly Transactions	269	574	113.4%	666	16.0%
Monthly value (\$m)	\$11.22	\$16.38	46.1%	\$59.86	265.4%



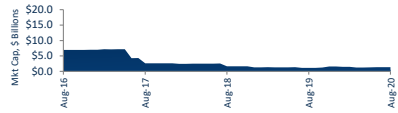
Corporate Bonds - Fixed Rate	Aug-18	Aug-19	% change	Last 12 months	
	Aug-20	% change			
Market Cap (\$b)	\$0.47	\$0.40	-14.6%	\$0.40	0.6%
Number listed (actual)	5	4	-20.0%	\$4.00	0.0%
Monthly Volume	39,089	34,659	-11.3%	130,794	277.4%
Monthly Transactions	307	147	-52.1%	415	182.3%
Monthly value (\$m)	\$4.01	\$3.51	-12.5%	\$11.34	223.3%



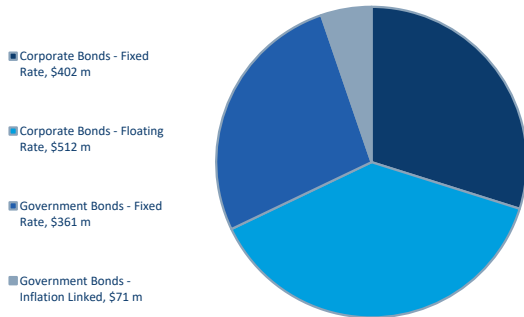
Corporate Bonds - Floating Rate	Aug-18	Aug-19	% change	Last 12 months	
	Aug-20	% change			
Market Cap (\$b)	\$0.94	\$0.49	-47.7%	\$0.51	3.9%
Number listed (actual)	7	5	-28.6%	\$5.00	0.0%
Monthly Volume	167,292	56,690	-66.1%	31,930	-43.7%
Monthly Transactions	708	349	-50.7%	201	-42.4%
Monthly value (\$m)	\$17.04	\$5.81	-65.9%	\$3.16	-45.6%



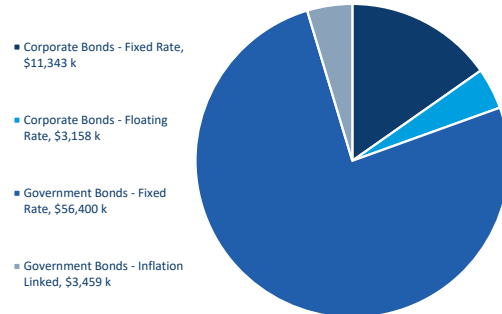
Total	Aug-18	Aug-19	% change	Last 12 months	
	Aug-20	% change			
Market Cap (\$b)	\$1.66	\$1.16	-30.0%	\$1.35	16.2%
Number listed (actual)	46	42	-8.7%	44	4.8%
Monthly Volume	310,575	228,615	-26.4%	664,427	190.6%
Monthly Transactions	1,284	1,070	-16.7%	1,282	19.8%
Monthly value (\$m)	\$32.26	\$25.70	-20.3%	\$74.36	189.3%



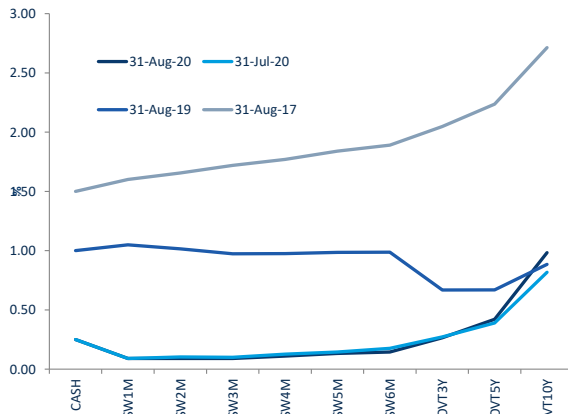
Bonds Mkt Cap Breakdown by Type



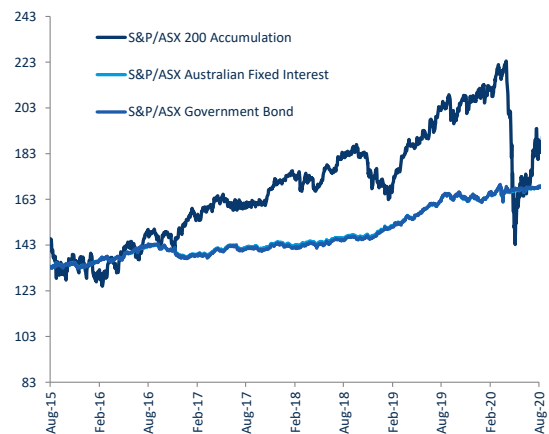
Bonds Breakdown by Traded Value



Australian Yield Curve



S&P Indices - rebased to 100





Spotlight on Bonds

Month update: August 2020



Australian Bonds Summary - August 2020

ASX Profiles

ASX Code	Issuer	Description
Government Bonds - Fixed Rate		
GSBU20	Australian Government Treasury Bor	Treasury Bond 1.75% 21-11-20 Semi
GSBU21	Australian Government Treasury Bor	Treasury Bond 5.75% 15-05-21 Semi
GSBW21	Australian Government Treasury Bor	Treasury Bond 2.00% 21-12-21 Semi
GSBU22	Australian Government Treasury Bor	Treasury Bond 5.75% 15-07-22 Semi
GSBU23	Australian Government Treasury Bor	Treasury Bond 2.25% 21-11-22 Semi
GSBU24	Australian Government Treasury Bor	Treasury Bond 5.50% 21-04-23 Semi
GSBG24	Australian Government Treasury Bor	Treasury Bond 2.75% 21-04-24 Semi
GSBU24	Australian Government Treasury Bor	Treasury Bond 0.25% 21-11-24 Semi
GSBG25	Australian Government Treasury Bor	Treasury Bond 3.25% 21-04-25 Semi
GSBU25	Australian Government Treasury Bor	Treasury Bond 0.25% 21-11-25 Semi
GSBG26	Australian Government Treasury Bor	Treasury Bond 4.25% 21-04-26 Semi
GSBG27	Australian Government Treasury Bor	Treasury Bond 4.75% 21-04-27 Semi
GSBU27	Australian Government Treasury Bor	Treasury Bond 2.75% 21-11-27 Semi
GSBU28	Australian Government Treasury Bor	Treasury Bond 2.25% 21-05-28 Semi
GSBU28	Australian Government Treasury Bor	Treasury Bond 2.75% 21-11-28 Semi
GSBG29	Australian Government Treasury Bor	Treasury Bond 3.25% 21-04-29 Semi
GSBU29	Australian Government Treasury Bor	Treasury Bond 2.75% 21-11-29 Semi
GSBW30	Australian Government Treasury Bor	Treasury Bond 1.00% 21-12-30 Semi
GSBU31	Australian Government Treasury Bor	Treasury Bond 1.50% 21-06-31 Semi
GSBU32	Australian Government Treasury Bor	Treasury Bond 1.25% 21-05-32 Semi
GSBG33	Australian Government Treasury Bor	Treasury Bond 4.50% 21-04-33 Semi
GSBK35	Australian Government Treasury Bor	Treasury Bond 2.75% 21-06-35 Semi
GSBG37	Australian Government Treasury Bor	Treasury Bond 3.75% 21-04-37 Semi
GSBK39	Australian Government Treasury Bor	Treasury Bond 3.25% 21-06-39 Semi
GSBU41	Australian Government Treasury Bor	Treasury Bond 2.75% 21-05-41 Semi
GSBG47	Australian Government Treasury Bor	Treasury Bond 3.00% 21-03-47 Semi
GSBK51	Australian Government Treasury Bor	Treasury Bond 1.75% 21-06-51 Semi
Government Bonds - Inflation Linked		
GSIQ22	Australian Government Treasury Ind	Treas Indexed Bond Cpi+1.25% 21-02-22 Qly
GSIQ25	Australian Government Treasury Ind	Treas Indexed Bond Cpi+3.00% 20-09-25 Qly
GSIU27	Australian Government Treasury Ind	Treas Indexed Bond Cpi+0.75% 21-11-27 Qly
GSIQ30	Australian Government Treasury Ind	Treas Indexed Bond Cpi+2.50% 20-09-30 Qly
GSIQ35	Australian Government Treasury Ind	Treas Indexed Bond Cpi+2.00% 21-08-35 Qly
GSIQ40	Australian Government Treasury Ind	Treas Indexed Bond Cpi+1.25% 21-08-40 Qly
GSIQ50	Australian Government Treasury Ind	Treas Indexed Bond Cpi+1.00% 21-02-50 Qly
Corporate Bonds - Fixed Rate		
MVTHA	Mercantile Investment Company Ltd	Bond 8.00% 10-07-21 Semi Sub
PPCHA	Peet Limited	Simple Bond 7.50% Semi 07-06-21
VAHHA	Virgin Australia Holdings Limited	Bond 8.00% 26-11-24 Semi Cum Red T-11-22
URFHC	US Masters Residential Property Fun	Bond 7.75% 24-12-21 Qly Red T-12-19
Corporate Bonds - Floating Rate		
AYUHB	Australian Unity Limited	Simple Bond 3-Bbsw+2.80% 15-12-20
AYUHC	Australian Unity Limited	Simple Bond 3-Bbsw+2.00% 15-12-24
AYUHD	Australian Unity Limited	Simple Bond 3-Bbsw+2.15% 15-12-26
OBLHA	Omni Bridgeway Limited	Bond 3-Bbsw+4.20% 22-12-22 Sec Step T-01-22
PPCHB	Peet Limited	Simple Bond 3-Bbsw+4.65% 05-10-22

Detail

ASX Listed Date	Maturity / Conv / Reset	Coupon ¹	Payment Frequency	Announced Ex Date	Announced Payment Date
14-Apr-15	21-Nov-20	1.75%	S/A	12-Nov-20	23-Nov-20
21-May-13	15-May-21	5.75%	S/A	05-Nov-20	16-Nov-20
30-Jan-17	21-Dec-21	2.00%	S/A	10-Dec-20	21-Dec-20
21-May-13	15-Jul-22	5.75%	S/A	06-Jan-21	15-Jan-21
16-Oct-17	21-Nov-22	2.25%	S/A	12-Nov-20	23-Nov-20
21-May-13	21-Apr-23	5.50%	S/A	12-Oct-20	21-Oct-20
21-May-13	21-Apr-24	2.75%	S/A	12-Oct-20	21-Oct-20
21-Apr-20	21-Nov-24	0.25%	S/A	12-Nov-20	23-Nov-20
30-May-13	21-Apr-25	3.25%	S/A	12-Oct-20	21-Oct-20
27-Jul-20	21-Nov-25	0.25%	S/A	12-Nov-20	23-Nov-20
18-Mar-14	21-Apr-26	4.25%	S/A	12-Oct-20	21-Oct-20
21-May-13	21-Apr-27	4.75%	S/A	12-Oct-20	21-Oct-20
09-Apr-00	21-Nov-27	2.75%	S/A	12-Nov-20	23-Nov-20
19-May-16	21-May-28	2.25%	S/A	12-Nov-20	23-Nov-20
02-Mar-17	21-Nov-28	2.75%	S/A	12-Nov-20	23-Nov-20
21-May-13	21-Apr-29	2.75%	S/A	12-Oct-20	21-Oct-20
29-Jan-18	21-Nov-29	2.75%	S/A	12-Nov-20	23-Nov-20
21-May-20	21-Dec-30	1.00%	S/A	10-Dec-20	21-Dec-20
03-Jun-19	21-Jun-31	1.50%	S/A	10-Dec-20	21-Dec-20
28-Jan-20	21-May-32	1.25%	S/A	12-Nov-20	23-Nov-20
22-Nov-13	21-Apr-33	4.50%	S/A	12-Oct-20	21-Oct-20
30-Mar-15	21-Jun-35	2.75%	S/A	10-Dec-20	21-Dec-20
21-Oct-14	21-Apr-37	3.75%	S/A	12-Oct-20	21-Oct-20
20-Oct-15	21-Jun-39	3.25%	S/A	10-Dec-20	21-Dec-20
30-Jul-18	21-May-41	2.75%	S/A	10-Sep-20	23-Nov-20
19-Oct-16	21-Mar-47	3.00%	S/A	10-Sep-20	21-Sep-20
05-Aug-20	21-Jun-51	1.75%	S/A	10-Dec-20	21-Dec-20
21-May-13	21-Feb-22	1.25%	Qtrly	12-Nov-20	23-Nov-20
21-May-13	20-Sep-25	3.00%	Qtrly	10-Sep-20	21-Sep-20
01-Sep-17	21-Nov-27	0.75%	Qtrly	12-Nov-20	23-Nov-20
21-May-13	20-Sep-30	2.50%	Qtrly	10-Sep-20	21-Sep-20
01-Oct-13	21-Aug-35	2.00%	Qtrly	12-Nov-20	23-Nov-20
18-Aug-15	21-Aug-40	1.25%	Qtrly	12-Nov-20	23-Nov-20
26-Sep-18	21-Feb-50	1.00%	Qtrly	12-Nov-20	23-Nov-20
30-Jun-16	10-Jul-21	8.00%	S/A		
08-Jun-16	07-Jun-21	7.50%	S/A		
27-Nov-19	26-Nov-24	8.00%	S/A		
23-Feb-17	24-Dec-21	7.75%	Qtrly		
16-Dec-15	15-Dec-20	2.90%	Qtrly	05-Oct-20	14-Oct-20
18-Oct-19	15-Dec-24	2.10%	Qtrly	05-Oct-20	14-Oct-20
18-Oct-19	15-Dec-26	2.25%	Qtrly	05-Oct-20	14-Oct-20
30-Apr-14	22-Dec-22	4.30%	Qtrly	29-Sep-20	08-Oct-20
10-Jul-17	05-Oct-22	4.75%	Qtrly	24-Sep-20	05-Oct-20

Activity

Mkt Cap (\$m)#	Traded Value (\$)	Traded Volume	Number of Trades	Spread	Monthly Liquidity %
\$62.07	\$1,123,693.96	11,148	25	0.10%	1.81%
\$69.25	\$5,368,840.47	50,845	66	0.18%	7.75%
\$35.50	\$3,717,646.95	36,177	17	n/a	10.47%
\$30.86	\$11,059,826.94	99,446	79	0.21%	35.84%
\$4.10	\$0.00	-	1	0.29%	0.00%
\$18.60	\$2,036,563.01	17,587	70	0.22%	10.95%
\$9.03	\$171,915.11	1,566	7	0.29%	1.90%
\$2.59	\$349,326.50	3,500	3	n/a	13.46%
\$12.16	\$5,536,060.06	48,395	29	0.25%	45.52%
\$1.98	\$1,584,260.97	15,967	15	n/a	79.92%
\$5.34	\$1,706,076.60	13,894	19	0.37%	31.96%
\$16.05	\$2,886,501.56	20,835	37	0.30%	16.74%
\$5.20	\$1,887,094.65	16,310	16	0.32%	36.31%
\$4.20	\$787.29	7	1	0.37%	0.02%
\$4.04	\$85,445.96	730	15	n/a	2.12%
\$9.97	\$478,409.83	3,925	21	0.41%	4.80%
\$3.50	\$77,149.81	656	4	0.42%	2.20%
\$1.01	\$999,983.55	3,945	1	n/a	39.45%
\$0.32	\$1,059.07	10	1	n/a	0.33%
\$1.03	\$9,766.00	95	1	n/a	0.95%
\$19.76	\$7,136,097.61	49,902	31	0.51%	36.12%
\$5.42	\$81,683.06	674	5	0.68%	1.51%
\$15.48	\$9,586,043.75	69,450	26	0.68%	61.91%
\$2.21	\$7,170.14	55	2	0.61%	0.32%
\$6.00	\$91,974.87	757	14	0.49%	1.53%
\$15.50	\$494,585.42	3,826	31	0.57%	3.19%
\$0.00	\$691,888.18	6,983	24	n/a	n/a
\$10.81	\$941,452.57	7,877	22	0.15%	8.71%
\$30.72	\$1,810,018.33	10,141	43	0.29%	4.94%
\$2.88	\$86,460.00	750	1	0.60%	3.00%
\$7.00	\$370,419.28	2,317	21	0.79%	5.29%
\$8.21	\$396,007.04	2,569	8	0.52%	4.83%
\$7.58	\$0.00	-	0	0.57%	0.00%
\$3.54	\$146,421.95	1,100	9	n/a	4.14%
\$22.75	\$198,345.98	1,938	16	0.67%	0.87%
\$102.00	\$918,030.39	9,039	37	0.50%	0.90%
\$126.75	\$0.00	-	-	n/a	0.00%
\$150.50	\$10,226,951.52	119,817	362	0.65%	6.80%
\$71.60	\$413,847.40	4,117	25	0.74%	0.58%
\$114.79	\$675,522.97	6,806	39	1.24%	0.59%
\$200.79	\$604,023.29	6,236	38	2.24%	0.30%
\$75.28	\$1,039,701.09	10,511	78	0.77%	1.38%
\$49.98	\$424,887.18	4,260	21	1.19%	0.85%

Prices

Last	Year High	Year Low	Yield to maturity (mid) ¹
\$100.80	\$102.12	\$100.72	0.13%
\$105.70	\$110.48	\$105.42	0.18%
\$102.88	\$103.81	\$102.22	0.18%
\$111.24	\$118.00	\$110.88	0.25%
\$105.20	\$106.39	\$104.36	0.27%
\$115.96	\$119.80	\$110.50	0.26%
\$109.50	\$111.37	\$108.43	0.30%
\$99.78	\$99.83	\$99.61	0.38%
\$114.39	\$116.26	\$112.30	0.42%
\$98.95	\$99.32	\$99.07	0.50%
\$122.42	\$124.82	\$119.66	0.53%
\$128.17	\$132.06	\$125.00	0.65%
\$114.89	\$117.35	\$110.99	0.74%
\$111.41	\$113.71	\$107.56	0.80%
\$115.62	\$120.30	\$112.10	0.86%
\$120.52	\$125.92	\$117.03	0.90%
\$116.82	\$121.63	\$112.49	0.95%
\$100.09	\$101.86	\$100.97	1.03%
\$104.89	\$106.77	\$101.49	1.05%
\$102.01	\$103.88	\$99.14	1.11%
\$141.11	\$150.75	\$134.74	1.13%
\$120.43	\$129.23	\$115.00	1.31%
\$135.34	\$148.62	\$127.48	1.45%
\$127.85	\$141.58	\$120.21	1.59%
\$119.92	\$133.63	\$115.81	1.69%
\$126.34	\$146.76	\$114.59	1.81%
\$97.18	\$101.66	\$96.65	1.91%
\$119.39	\$120.95	\$116.88	-0.20%
\$149.62	\$158.00	\$139.73	-0.61%
\$114.73	\$115.28	\$107.21	-0.49%
\$159.50	\$162.59	\$135.00	-0.41%
\$151.45	\$155.21	\$125.26	-0.18%
\$135.60	\$140.08	\$104.76	0.03%
\$127.83	\$137.75	\$90.74	0.17%
\$119.39	\$120.95	\$116.88	-0.20%
\$149.62	\$158.00	\$139.73	-0.61%
\$114.73	\$115.28	\$107.21	-0.49%
\$159.50	\$162.59	\$135.00	-0.41%
\$151.45	\$155.21	\$125.26	-0.18%
\$135.60	\$140.08	\$104.76	0.03%
\$127.83	\$137.75	\$90.74	0.17%
\$119.39	\$120.95	\$116.88	-0.20%
\$149.62	\$158.00	\$139.73	-0.61%
\$114.73	\$115.28	\$107.21	-0.49%
\$159.50	\$162.59	\$135.00	-0.41%
\$151.45	\$155.21	\$125.26	-0.18%
\$135.60	\$140.08	\$104.76	0.03%
\$127.83	\$137.75	\$90.74	0.17%
\$119.39	\$120.95	\$116.88	-0.20%
\$149.62	\$158.00	\$139.73	-0.61%
\$114.73	\$115.28	\$107.21	-0.49%
\$159.50	\$162.59	\$135.00	-0.41%
\$151.45	\$155.21	\$125.26	-0.18%
\$135.60	\$140.08	\$104.76	0.03%
\$127.83	\$137.75	\$90.74	0.17%

Returns

1 Month Price Return	1 Year Price Return	3 Year Price Return	5 Year Price Return
-0.20%	-1.09%	1.14%	2.09%
-0.28%	-4.11%	-7.95%	-12.67%
0.10%	-0.59%	3.13%	n/a
0.04%	-3.62%	-4.87%	-9.43%
-0.03%	-0.55%	n/a	n/a
-0.03%	-2.77%	-2.65%	-5.19%
-0.42%	-0.79%	6.77%	7.46%
-0.02%	n/a	n/a	n/a
-0.06%	-0.97%	7.34%	9.09%
-0.16%	n/a	n/a	n/a
-0.24%	-1.16%	6.96%	10.12%
-1.41%	-2.01%	6.75%	8.89%
-0.44%	-1.14%	12.75%	n/a
-0.34%	0.01%	15.45%	n/a
-1.53%	-1.95%	14.18%	n/a
-1.41%	-2.54%	14.37%	16.50%
-0.04%	-1.75%	n/a	n/a
-1.52%	n/a	n/a	n/a
-1.36%	-2.17%	n/a	n/a
-1.61%	n/a	n/a	n/a
-2.01%	-3.90%	16.68%	15.85%
-1.25%	-2.58%	26.32%	30.49%
-2.22%	-4.55%	23.07%	25.32%
-1.68%	-4.45%	26.52%	n/a
-0.89%	-5.70%	n/a	n/a
-3.19%	-7.50%	37.45%	n/a
n/a	n/a	n/a	n/a
-0.06%	-0.16%	4.04%	4.54%
0.72%	0.02%	5.76%	3.06%
1.17%	2.96%	n/a	n/a
-1.54%	0.89%	13.90%	12.15%
-2.19%	1.73%	22.88%	21.18%
-3.20%	1.96%	28.29%	n/a
-0.56%	2.26%	n/a	