



Bonds:

Month Update: June 2020



Month: Jun-20

Trading days: 21

Period ending: Tuesday, 30 June 2020

Snapshot by Category

Australian Bond Segment	Number listed	Market Cap \$b	Trades Total (#)	Trades per day (#)	Volume (#)	Value \$m
Corporate Bonds - Fixed Rate	4	0.4	191	9	34,092	\$3.19
Corporate Bonds - Floating Rate	5	0.5	237	11	31,431	\$3.09
Australian Government Bonds	34	0.4	559	27	286,191	\$32.46
Total	43	1.33	987	47	351,714	\$38.74

Recent Listings

Entity	ASX Code	Size (\$m)	Type	Listing Date	Issue Price	Maturity / Conv / Reset	Interest Rate / Dividend	Distribution Frequency	Last Price
Australian Government Tre	GSBW30	\$21,000	Government Bonds - Fixed Rate	21-May-2020	\$100.00	21-Dec-2030	1.00%	S/A	\$101.63
Australian Government Tre	GSBU24	\$22,000	Government Bonds - Fixed Rate	21-Apr-2020	\$100.00	21-Nov-2024	0.25%	S/A	\$99.79
Australian Government Tre	GSBI32	\$16,200	Government Bonds - Fixed Rate	28-Jan-2020	\$100.00	21-May-2032	1.25%	S/A	\$103.67
Virgin Australia Holdings Lir	VAHHA	\$325	Corporate Bonds - Fixed Rate	27-Nov-2019	\$100.00	26-Nov-2024	8.00%	S/A	\$39.00
Australian Unity Limited	AYUHC	\$115	Corporate Bonds - Floating Rate	18-Oct-2019	\$100.00	15-Dec-2024	2.18%	Qtrly	\$99.50
Australian Unity Limited	AYUHD	\$207	Corporate Bonds - Floating Rate	18-Oct-2019	\$100.00	15-Dec-2026	2.33%	Qtrly	\$98.45
Australian Government Tre	GSBK31	\$21,500	Government Bonds - Fixed Rate	03-Jun-2019	\$100.00	21-Jun-2031	1.50%	S/A	\$106.32
Australian Government Tre	GSIC50	\$3,850	Government Bonds - Inflation Lir	26-Sep-2018	\$100.00	21-Feb-2050	1.00%	Qtrly	\$123.27
Australian Government Tre	GSBI41	\$6,600	Government Bonds - Fixed Rate	30-Jul-2018	\$100.00	21-May-2041	2.75%	S/A	\$120.64

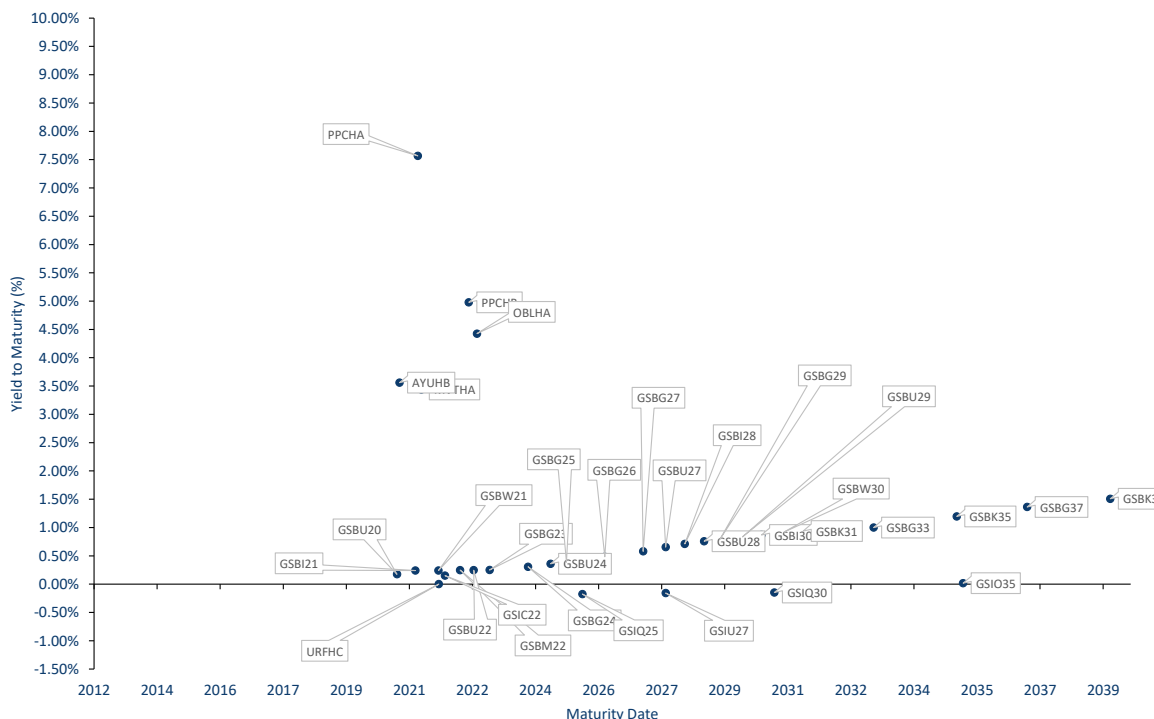
*BBSW = Bank Bill Swap Rate

*As of the date of this report this security has not traded, the Last Price reflects the Issue Price

Most Actively Traded Securities by Value

ASX Code	Security Type	Value (\$)	Value (%)	Volume	Volume (%)
GSBI21	Government Bonds - Fixed Rate	\$9,106,561	23.50%	86,350	24.55%
GSBM22	Government Bonds - Fixed Rate	\$6,203,614	16.01%	54,490	15.49%
GSBU20	Government Bonds - Fixed Rate	\$2,140,884	5.53%	21,224	6.03%
GSBW21	Government Bonds - Fixed Rate	\$1,822,185	4.70%	17,684	5.03%
GSBG29	Government Bonds - Fixed Rate	\$1,773,970	4.58%	14,733	4.19%
Total		\$21,047,212.97	54.32%	194,481	55.30%

YTM versus maturity date





Bonds:

Month Update: June 2020



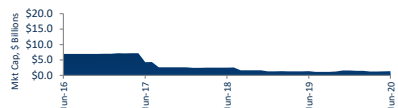
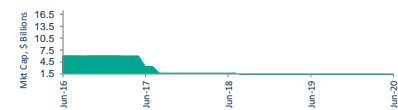
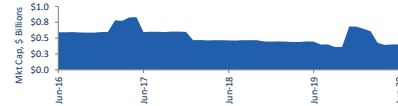
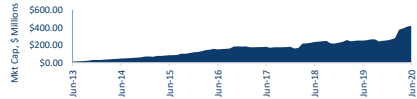
Market Capitalisation Trends

Government Bonds	Jun-18	Jun-19	% change	Last 12 months Jun-20	% change
Market Cap (\$b)	\$0.24	\$0.25	6.8%	\$0.42	66.9%
Number listed (actual)	33	32	-3.0%	\$34.00	6.3%
Monthly Volume	118,223	90,552	-23.4%	286,191	216.1%
Monthly Transactions	212	361	70.3%	559	54.8%
Monthly value (\$m)	\$12.51	\$11.06	-11.6%	\$32.46	193.4%

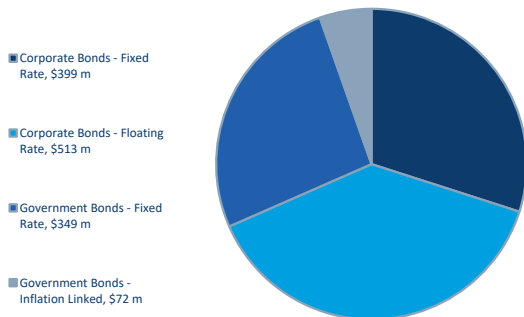
Corporate Bonds - Fixed Rate	Jun-18	Jun-19	% change	Last 12 months Jun-20	% change
Market Cap (\$b)	\$0.46	\$0.44	-4.3%	\$0.40	-10.1%
Number listed (actual)	5	5	0.0%	\$4.00	-20.0%
Monthly Volume	54,660	71,492	30.8%	34,092	-52.3%
Monthly Transactions	235	400	70.2%	191	-52.3%
Monthly Month value (\$m)	\$5.62	\$7.17	27.7%	\$3.19	-55.5%

Corporate Bonds - Floating Rate	Jun-18	Jun-19	% change	Last 12 months Jun-20	% change
Market Cap (\$b)	\$1.81	\$0.64	-64.8%	\$0.51	-19.6%
Number listed (actual)	7	5	-28.6%	\$5.00	0.0%
Monthly Volume	376,663	65,623	-82.6%	31,431	-52.1%
Monthly Transactions	1,054	354	-66.4%	237	-33.1%
Monthly value (\$m)	\$37.85	\$6.77	-82.1%	\$3.09	-54.3%

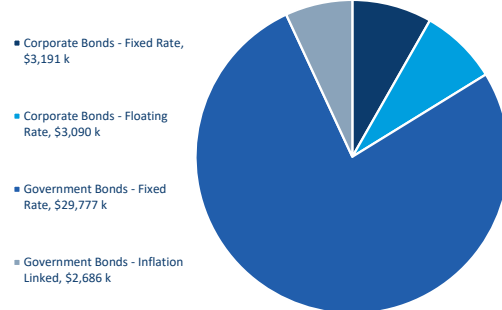
Total	Jun-18	Jun-19	% change	Last 12 months Jun-20	% change
Market Cap (\$b)	\$2.51	\$1.33	-46.9%	\$1.33	-0.1%
Number listed (actual)	45	42	-6.7%	43	2.4%
Monthly Volume	549,546	227,667	-58.6%	351,714	54.5%
Monthly Transactions	1,501	1,115	-25.7%	987	-11.5%
Monthly value (\$m)	\$55.98	\$25.01	-55.3%	\$38.74	54.9%



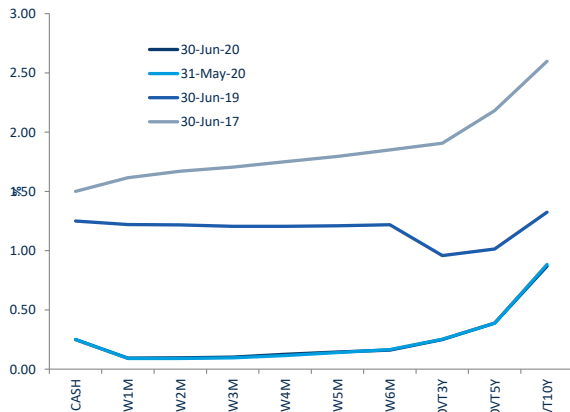
Bonds Mkt Cap Breakdown by Type



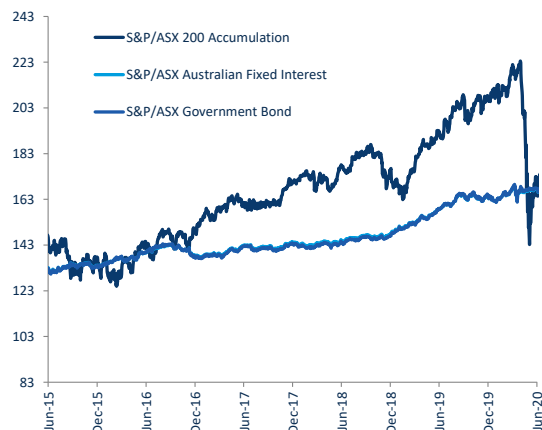
Bonds Breakdown by Traded Value



Australian Yield Curve



S&P Indices - rebased to 100





Spotlight on Bonds

Month update: June 2020



Australian Bonds Summary - June 2020

ASX Profiles			Detail						Activity						Prices				Returns				
ASX Code	Issuer	Description	ASX Listed Date	Maturity / Conv / Reset	Coupon ¹	Payment Frequency	Announced Ex Date	Announced Payment Date	Mkt Cap (\$m)#	Traded Value (\$)	Traded Volume	Number of Trades	Spread	Monthly Liquidity %	Last	Year High	Year Low	Yield to maturity (mid) ¹	1 Month Price Return	1 Year Price Return	3 Year Price Return	5 Year Price Return	
Government Bonds - Fixed Rate																							
GSBU20	Australian Government Treasury Bor	Treasury Bond 1.75% 21-11-20 Semi	14-Apr-15	21-Nov-20	1.75%	S/A	12-Nov-20	23-Nov-20	\$62.22	\$2,140,883.75	21,224	29	0.25%	3.44%	\$101.04	\$102.12	\$100.72	0.17%	0.01%	-0.45%	1.40%	4.61%	
GSBU21	Australian Government Treasury Bor	Treasury Bond 5.75% 15-05-21 Semi	21-May-13	15-May-21	5.75%	S/A	05-Nov-20	16-Nov-20	\$69.06	\$9,106,560.66	86,350	54	0.14%	13.19%	\$105.48	\$112.05	\$105.42	0.24%	0.06%	-3.78%	-8.27%	-11.52%	
GSBW21	Australian Government Treasury Bor	Treasury Bond 2.00% 21-12-21 Semi	30-Jan-17	21-Dec-21	2.00%	S/A	10-Dec-20	21-Dec-20	\$34.43	\$1,822,184.94	17,684	15	0.10%	5.29%	\$102.77	\$103.81	\$102.22	0.24%	-0.94%	0.06%	2.75%	n/a	
GSBM22	Australian Government Treasury Bor	Treasury Bond 5.75% 15-07-22 Semi	21-May-13	15-Jul-22	5.75%	S/A	06-Jul-20	15-Jul-20	\$29.82	\$6,203,613.94	54,490	70	0.17%	20.80%	\$114.08	\$118.00	\$110.90	0.25%	0.05%	-2.72%	-5.34%	-7.10%	
GSBU22	Australian Government Treasury Bor	Treasury Bond 2.25% 21-11-22 Semi	16-Oct-17	21-Nov-22	2.25%	S/A	12-Nov-20	23-Nov-20	\$3.68	\$275,700.46	2,620	6	0.29%	7.48%	\$105.25	\$106.39	\$104.36	0.25%	0.30%	0.75%	n/a	n/a	
GSBG23	Australian Government Treasury Bor	Treasury Bond 5.50% 21-04-23 Semi	21-May-13	21-Apr-23	5.50%	S/A	12-Oct-20	21-Oct-20	\$17.43	\$1,116,760.00	9,634	36	0.21%	6.41%	\$115.93	\$119.80	\$110.50	0.25%	0.01%	-1.75%	-3.31%	-4.20%	
GSBG24	Australian Government Treasury Bor	Treasury Bond 2.75% 21-04-24 Semi	21-May-13	21-Apr-24	2.75%	S/A	12-Oct-20	21-Oct-20	\$9.05	\$43,324.60	395	3	0.16%	0.48%	\$109.75	\$111.37	\$108.43	0.31%	-0.22%	1.42%	5.30%	11.59%	
GSBU24	Australian Government Treasury Bor	Treasury Bond 0.25% 21-11-24 Semi	21-Apr-20	21-Nov-24	0.25%	S/A	12-Nov-20	23-Nov-20	\$1.40	\$1,296,982.50	13,000	5	0.20%	92.84%	\$99.74	\$99.79	\$99.61	0.36%	0.04%	n/a	n/a	n/a	
GSBG25	Australian Government Treasury Bor	Treasury Bond 3.25% 21-04-25 Semi	30-May-13	21-Apr-25	3.25%	S/A	12-Oct-20	21-Oct-20	\$12.19	\$1,645,405.55	14,411	29	0.36%	13.50%	\$114.64	\$116.26	\$112.30	0.39%	0.05%	1.26%	6.65%	10.34%	
GSBG26	Australian Government Treasury Bor	Treasury Bond 4.25% 21-04-26 Semi	18-Mar-14	21-Apr-26	4.25%	S/A	12-Oct-20	21-Oct-20	\$3.74	\$54,032.04	442	3	0.39%	1.44%	\$122.75	\$124.82	\$119.66	0.48%	0.47%	1.16%	6.04%	10.97%	
GSBG27	Australian Government Treasury Bor	Treasury Bond 4.75% 21-04-27 Semi	21-May-13	21-Apr-27	4.75%	S/A	12-Oct-20	21-Oct-20	\$16.15	\$94,619.01	3,066	31	0.32%	2.44%	\$128.98	\$132.06	\$125.00	0.58%	0.16%	1.18%	6.57%	9.58%	
GSBU27	Australian Government Treasury Bor	Treasury Bond 2.75% 21-11-27 Semi	09-Apr-00	21-Nov-27	2.75%	S/A	12-Nov-20	23-Nov-20	\$2.88	\$13,805.80	120	2	0.34%	0.48%	\$115.41	\$117.35	\$110.99	0.65%	-1.05%	5.32%	13.26%	n/a	
GSBU28	Australian Government Treasury Bor	Treasury Bond 2.25% 21-05-28 Semi	19-May-16	21-May-28	2.25%	S/A	12-Nov-20	23-Nov-20	\$4.19	\$898.40	8	1	0.36%	0.02%	\$112.16	\$113.71	\$107.56	0.71%	0.38%	4.56%	14.00%	n/a	
GSBU28	Australian Government Treasury Bor	Treasury Bond 2.75% 21-11-28 Semi	02-Mar-17	21-Nov-28	2.75%	S/A	12-Nov-20	23-Nov-20	\$3.85	\$182,044.38	1,560	22	0.69%	4.72%	\$117.15	\$120.30	\$112.10	0.76%	0.21%	3.06%	13.73%	n/a	
GSBG29	Australian Government Treasury Bor	Treasury Bond 3.25% 21-04-29 Semi	21-May-13	21-Apr-29	2.75%	S/A	12-Oct-20	21-Oct-20	\$10.11	\$1,773,969.68	14,733	26	0.63%	17.55%	\$122.15	\$125.92	\$117.03	0.80%	0.18%	2.60%	12.34%	21.19%	
GSBU29	Australian Government Treasury Bor	Treasury Bond 2.75% 21-11-29 Semi	29-Jan-18	21-Nov-29	2.75%	S/A	12-Nov-20	23-Nov-20	\$3.52	\$5,521.51	47	2	0.43%	0.16%	\$117.62	\$121.63	\$112.49	0.84%	0.32%	3.87%	n/a	n/a	
GSBW30	Australian Government Treasury Bor	Treasury Bond 1.00% 21-12-30 Semi	21-May-20	21-Dec-30	1.00%	S/A	10-Dec-20	21-Dec-20	\$1.02	\$914.67	9	1	0.78%	0.09%	\$101.43	\$101.86	\$100.97	0.92%	0.46%	n/a	n/a	n/a	
GSBK31	Australian Government Treasury Bor	Treasury Bond 1.50% 21-06-31 Semi	03-Jun-19	21-Jun-31	1.50%	S/A	10-Dec-20	21-Dec-20	\$0.32	\$0.00	-	0	0.76%	0.00%	\$106.02	\$107.22	\$100.49	0.94%	-0.27%	3.77%	n/a	n/a	
GSBK32	Australian Government Treasury Bor	Treasury Bond 1.25% 21-05-32 Semi	28-Jun-20	21-May-32	1.25%	S/A	12-Nov-20	23-Nov-20	\$1.04	\$10,144.53	99	2	0.56%	0.98%	\$103.67	\$103.88	\$99.14	0.98%	0.15%	n/a	n/a	n/a	
GSBG33	Australian Government Treasury Bor	Treasury Bond 4.50% 21-04-33 Semi	22-Nov-13	21-Apr-33	4.50%	S/A	12-Oct-20	21-Oct-20	\$18.66	\$1,639,426.12	11,522	44	0.50%	8.79%	\$143.51	\$150.75	\$134.74	1.00%	0.28%	2.68%	17.05%	23.28%	
GSBK35	Australian Government Treasury Bor	Treasury Bond 2.75% 21-06-35 Semi	30-Mar-15	21-Jun-35	2.75%	S/A	10-Dec-20	21-Dec-20	\$5.49	\$17,157.97	143	4	0.67%	0.31%	\$121.54	\$129.23	\$115.00	1.20%	-0.19%	2.83%	23.50%	35.89%	
GSBG37	Australian Government Treasury Bor	Treasury Bond 3.75% 21-04-37 Semi	21-Oct-14	21-Apr-37	3.75%	S/A	12-Oct-20	21-Oct-20	\$14.48	\$913,530.95	6,703	23	0.58%	6.31%	\$137.35	\$148.62	\$127.48	1.36%	0.29%	2.50%	23.18%	34.01%	
GSBK39	Australian Government Treasury Bor	Treasury Bond 3.25% 21-06-39 Semi	20-Oct-15	21-Jun-39	3.25%	S/A	10-Dec-20	21-Dec-20	\$2.17	\$157,960.41	1,220	3	0.62%	7.28%	\$129.17	\$141.58	\$120.21	1.51%	-1.07%	2.35%	25.02%	n/a	
GSBI41	Australian Government Treasury Bor	Treasury Bond 2.75% 21-05-41 Semi	30-Jul-18	21-May-41	2.75%	S/A	12-Nov-20	23-Nov-20	\$6.03	\$79,537.50	665	16	0.50%	1.32%	\$120.82	\$133.63	\$114.85	1.61%	-0.58%	3.66%	n/a	n/a	
GSBE47	Australian Government Treasury Bor	Treasury Bond 3.00% 21-03-47 Semi	19-Oct-16	21-Mar-47	3.00%	S/A	10-Sep-20	21-Sep-20	\$15.83	\$878,969.67	7,023	22	0.59%	5.55%	\$128.37	\$146.76	\$114.59	1.72%	-0.83%	3.44%	38.74%	n/a	
Government Bonds - Floating Rate																							
GSIC20	Australian Government Treasury Ind	Treas Indexed Bond Cpi+4.00% 20-08-20 Qly	21-May-13	20-Aug-20	4.00%	Qtrly	11-Aug-20	20-Aug-20	\$8.24	\$43,471.83	244	7	0.17%	0.53%	\$178.19	\$182.33	\$177.42	-1.67%	-1.10%	-1.81%	-4.76%	-7.99%	
GSIC22	Australian Government Treasury Ind	Treas Indexed Bond Cpi+1.25% 21-02-22 Qly	21-May-13	21-Feb-22	1.25%	Qtrly	12-Aug-20	21-Aug-20	\$8.39	\$305,904.58	2,573	22	0.17%	3.64%	\$119.00	\$120.95	\$116.88	0.15%	0.60%	-0.37%	2.91%	4.20%	
GSIC25	Australian Government Treasury Ind	Treas Indexed Bond Cpi+1.25% 20-09-25 Qly	21-May-13	20-Sep-25	3.00%	Qtrly	10-Sep-20	21-Sep-20	\$28.60	\$566,891.92	3,870	43	0.34%	1.98%	\$146.20	\$150.54	\$139.73	-0.18%	0.31%	-1.35%	2.46%	3.30%	
GSIC27	Australian Government Treasury Ind	Treas Indexed Bond Cpi+0.75% 21-11-27 Qly	01-Sep-17	21-Nov-27	0.75%	Qtrly	12-Aug-20	21-Aug-20	\$2.82	\$119,225.26	1,057	2	0.59%	4.23%	\$112.68	\$113.07	\$107.21	-0.16%	2.57%	1.05%	n/a	n/a	
GSIC30	Australian Government Treasury Ind	Treas Indexed Bond Cpi+2.50% 20-09-30 Qly	21-May-13	20-Sep-30	2.50%	Qtrly	10-Sep-20	21-Sep-20	\$6.87	\$207,819.50	1,331	24	0.67%	3.03%	\$156.37	\$162.59	\$135.00	-0.15%	0.87%	0.51%	9.83%	14.96%	
GSIC35	Australian Government Treasury Ind	Treas Indexed Bond Cpi+2.00% 21-08-35 Qly	01-Oct-13	21-Aug-35	2.00%	Qtrly	12-Aug-20	21-Aug-20	\$6.76	\$1,365,904.17	9,303	7	0.54%	20.21%	\$147.88	\$153.87	\$125.26	0.02%	5.25%	6.18%	16.18%	24.56%	
GSIC40	Australian Government Treasury Ind	Treas Indexed Bond Cpi+1.25% 21-08-40 Qly	18-Aug-15	21-Aug-40	1.25%	Qtrly	12-Aug-20	21-Aug-20	\$7.09	\$2,621.88	20	1	0.60%	0.04%	\$131.96	\$139.00	\$104.76	0.18%	6.45%	12.10%	22.31%	n/a	
GSIC50	Australian Government Treasury Ind	Treas Indexed Bond Cpi+1.00% 21-02-50 Qly	26-Sep-18	21-Feb-50	1.00%	Qtrly	12-Aug-20	21-Aug-20	\$3.21	\$74,080.20	600	2	0.65%	2.31%	\$124.89	\$128.14	\$90.74	0.27%	3.80%	2.85%	n/a	n/a	
Corporate Bonds - Fixed Rate																							
MVTHA	Mercantile Investment Company Ltd	Bond 8.00% 10-07-21 Semi Sub	30-Jun-16	10-Jul-21	8.00%	S/A			\$22.53	\$275,566.61	2,696	30	1.31%	1.22%	\$101.00	\$106.90	\$90.00	3.44%	-1.46%	-1.94%	2.02%	n/a	
PPCHA	Peet Limited	Simple Bond 7.50% Semi 07-06-21	08-Jun-16	07-Jun-21	7.50%	S/A			\$100.50	\$1,465,887.45	14,553	88	1.18%	1.46%	\$100.50	\$108.51	\$88.00	7.57%	-0.99%	-6.51%	-1.76%	n/a	
VAHHA	Virgin Australia Holdings Limited	Bond 8.00% 26-11-24 Semi Cum Red T-11-22	27-Nov-19	26-Nov-24	8.00%	S/A			\$126.75	\$0.00	-	-	n/a	0.00%	\$39.00	\$101.00	\$33.03	73.47%	0.00%	n/a	n/a	n/a	
URFHC	US Masters Residential Property Fun	Bond 7.75% 24-12-21 Qly Red T-12-19	23-Feb-17	24-Dec-21	7.75%	Qtrly			\$149.63	\$1,450,020.99	16,843	73	1.72%	0.97%	\$85.50	\$102.40	\$76.00	n/a	0.59%	-13.62%	-16.22%	n/a	
Corporate Bonds - Floating Rate																							
AYUHB	Australian Unity Limited	Simple Bond 3-Btsw+2.80% 15-12-20	16-Dec-15	15-Dec-20	2.98%	Qtrly	03-Jul-20	14-Jul-20	\$72.04	\$207,550.18	2,070	17	1.15%	0.29%	\$101.00	\$103.15	\$94.35	3.56%	-1.42%	-2.13%	-3.49%	n/a	
AYUHC	Australian Unity Limited	Simple Bond 3-Btsw+2.00% 15-12-24	18-Oct-19	15-Dec-24	2.18%	Qtrly	03-Jul-20	14-Jul-20	\$114.44	\$30,257.12	3,985	43	1.27%	0.34%	\$99.50	\$103.50	\$80.00	3.22%	2.58%	n/a	n/a	n/a	
AYUHD	Australian Unity Limited	Simple Bond 3-Btsw+2.15% 15-12-26	18-Oct-19	15-Dec-26	2.33%	Qtrly	03-Jul-20	14-Jul-20	\$203.79	\$1,334,261.33	13,626	61	1.05%	0.65%	\$98.45	\$103.00	\$84.25	3.05%	0.66%	n/a	n/a	n/a	
OBCHA	Omni Bridgeway Limited	Bond 3-Btsw+4.20% 22-12-22 Sec Step T-01-22	30-Apr-14	22-Dec-22	4.30%	Qtrly	29-Sep-20	08-Oct-20	\$75.81	\$726,440.88	7,300	93	0.88%	0.96%	\$99.75	\$103.92	\$82.00	4.43%	1.63%	-2.83%	-4.09%	-4.55%	
PPCHA	Peet Limited	Simple Bond 3-Btsw+4.65% 05-10-22	10-Jul-17	05-Oct-22	4.75%	Qtrly	25-Jun-20	06-Jul-20	\$47.05	\$431,972.82	4,450	23	5.85%	0.92%	\$94.10	\$106.90	\$84.00	4.98%	-5.90%	-11.02%	n/a	n/a	

¹ Yield to Maturity (data is only available if the security was traded on the last business day of the month) & coupon rates have been sourced from Bloomberg as at 30 June 2020

² Monthly liquidity is equal to the total value traded for the security for the month divided by its market capitalisation. All values are as at Jun-20.

Past Performance is not a reliable indicator of future performance.

Information provided does not constitute financial product advice. You should obtain independent advice from an Australian financial services licensee before making any financial decisions. Although ASX Limited ABN 98 008 624 691 and its related bodies corporate ("ASX") has made every effort to ensure the accuracy of the information as at the date of publication, ASX does not give any warranty or representation as to the accuracy, reliability or completeness of the information. To the extent permitted by law, ASX and its employees, officers and contractors shall not be liable for any loss or damage arising in any way (including by way of negligence) from or in connection with any information provided or omitted or from any one acting or refraining to act in reliance on this information.
© Copyright 2020 ASX Operations Pty Limited ABN 42 004 523 782. All rights reserved 2020



Martin Dinh
Senior Product Manager - ASX Investment Products
Phone: +61 2 9227 0318
Email: martin.dinh@asx.com.au

