



Bonds:

Month Update: May 2021



Month: May-21

Trading days: 20

Period ending: Monday, 31 May 2021

Snapshot by Category

Australian Bond Segment	Number listed	Market Cap (\$m)	Trades Total (#)	Trades per day (#)	Volume (#)	Value \$m
Corporate Bonds - Fixed Rate	2	125.6	42	2	8,961	\$0.84
Corporate Bonds - Floating Rate	5	653.6	287	14	91,730	\$8.47
Australian Government Bonds	37	348.4	543	27	162,812	\$17.09
Total	44	1127.67	872	44	263,503	\$26.40

Recent Listings

Entity	ASX Code	Size (\$m)	Type	Listing Date	Issue Price	Maturity / Conv / Reset	Interest Rate / Dividend	Distribution Frequency	Last Price
Australian Government Tre	GSBU32	\$14,000	Government Bonds - Fixed Rate	21-Apr-2021	\$100.00	21-Nov-2032	1.75%	S/A	\$0.00
Centuria Funds Managemen	C2FHA	\$199	Corporate Bonds - Floating Rate	21-Apr-2021	\$100.00	20-Apr-2026	4.29%	Qtrly	\$103.85
Australian Government Tre	GSBQ26	\$30,800	Government Bonds - Fixed Rate	30-Sep-2020	\$100.00	21-Sep-2026	0.50%	S/A	\$100.41
Australian Government Tre	GSBU31	\$33,200	Government Bonds - Fixed Rate	02-Sep-2020	\$100.00	21-Nov-2031	1.00%	S/A	\$93.90
Australian Government Tre	GSBK51	\$15,000	Government Bonds - Fixed Rate	05-Aug-2020	\$100.00	21-Jun-2051	1.75%	S/A	\$83.78
Australian Government Tre	GSBU25	\$28,900	Government Bonds - Fixed Rate	27-Jul-2020	\$100.00	21-Nov-2025	0.25%	S/A	\$98.41
Australian Government Tre	GSBW30	\$37,900	Government Bonds - Fixed Rate	21-May-2020	\$100.00	21-Dec-2030	1.00%	S/A	\$95.02
Australian Government Tre	GSBU24	\$33,100	Government Bonds - Fixed Rate	21-Apr-2020	\$100.00	21-Nov-2024	0.25%	S/A	\$100.30
Australian Government Tre	GSBI32	\$24,900	Government Bonds - Fixed Rate	28-Jan-2020	\$100.00	21-May-2032	1.25%	S/A	\$95.26

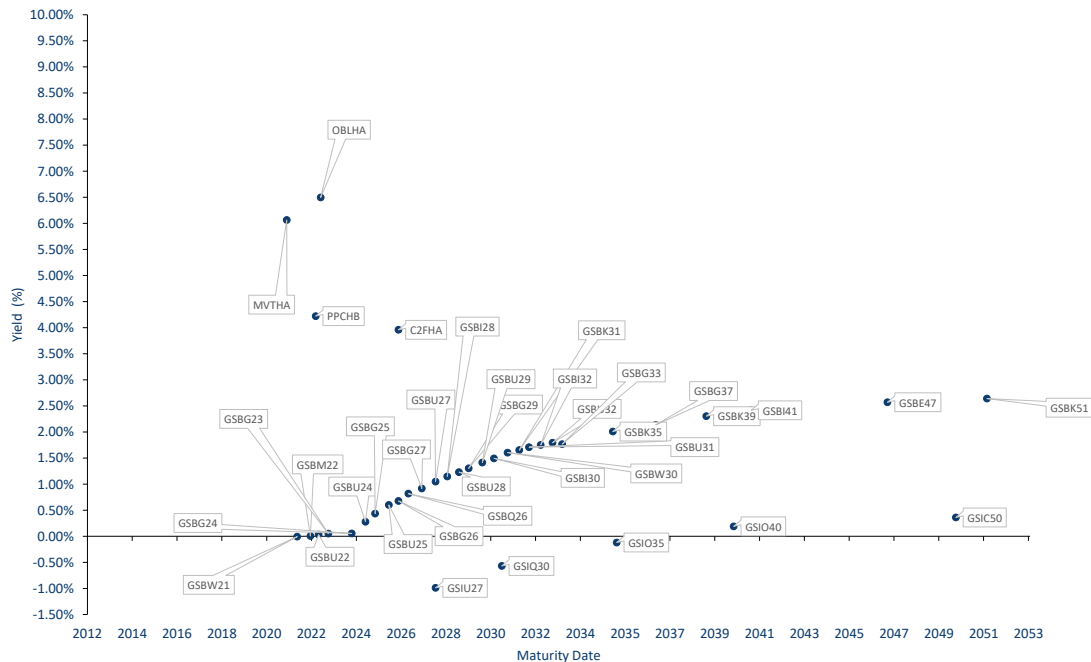
*BSBW = Bank Bill Swap Rate

*As of the date of this report this security has not traded, the Last Price reflects the Issue Price

Most Actively Traded Securities by Value

ASX Code	Security Type	Value (\$)	Value (%)	Volume	Volume (%)
GSBG23	Government Bonds - Fixed Rate	\$4,229,160	16.02%	38,162	14.48%
AYUHC	Corporate Bonds - Floating Rate	\$3,285,574	12.45%	32,976	12.51%
C2FHA	Corporate Bonds - Floating Rate	\$3,066,837	11.62%	29,612	11.24%
GSBM22	Government Bonds - Fixed Rate	\$3,006,679	11.39%	27,666	10.50%
GSBK51	Government Bonds - Fixed Rate	\$2,173,259	8.23%	26,345	10.00%
		\$15,761,508.85	59.71%	154,761	58.73%

Yield versus maturity date





Bonds:

Month Update: May 2021



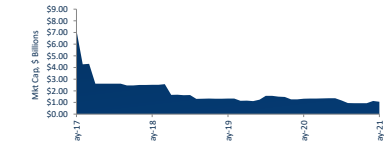
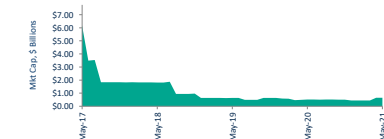
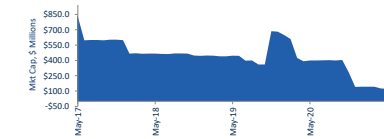
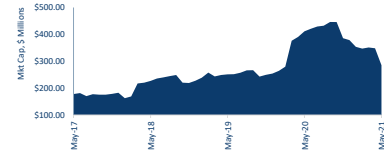
Market Capitalisation Trends

Government Bonds	Last 12 months			Last month	
	May-20	May-21	% change	Apr-21	% change
Market Cap (\$m)	\$411.19	\$285.18	-30.6%	\$348.41	-18.1%
Number listed (actual)	34	36	5.9%	37	-2.7%
Monthly Volume	256,605	162,812	-36.6%	156,014	4.4%
Monthly Transactions	541	649	20.0%	543	19.5%
Monthly value (\$m)	\$28.41	\$17.72	-37.6%	\$17.09	3.7%

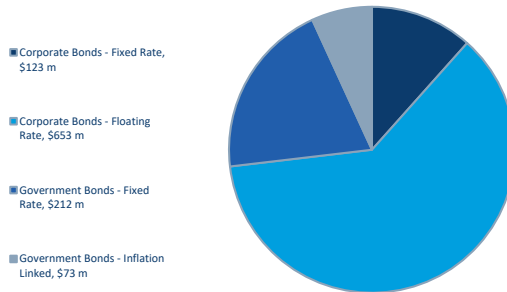
Corporate Bonds - Fixed	Last 12 months			Last month	
	May-20	May-21	% change	Apr-21	% change
Market Cap (\$m)	\$399.87	\$123.09	-69.2%	\$125.63	-2.0%
Number listed (actual)	4	2	-50.0%	2.00	0.0%
Monthly Volume	36,070	8,961	-75.2%	8,138	10.1%
Monthly Transactions	172	52	-69.8%	42	23.8%
Monthly Month value (\$m)	\$3.24	\$0.92	-71.5%	\$0.84	10.5%

Corporate Bonds - Floating	Last 12 months			Last month	
	May-20	May-21	% change	Apr-21	% change
Market Cap (\$m)	\$510.29	\$653.18	28.0%	\$653.62	-0.1%
Number listed (actual)	5	5	0.0%	5.00	0.0%
Monthly Volume	40,718	91,730	125.3%	84,332	8.8%
Monthly Transactions	221	356	61.1%	287	24.0%
Monthly value (\$m)	\$3.94	\$9.25	134.7%	\$8.47	9.3%

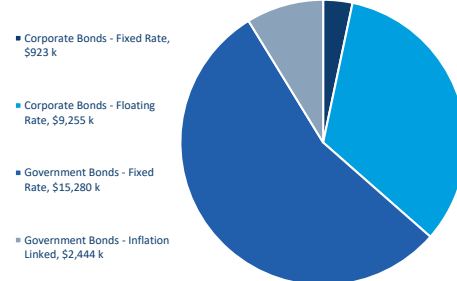
Total Bond Market	Last 12 months			Last month	
	May-20	May-21	% change	Apr-21	% change
Market Cap (\$m)	\$1,321.35	\$1,061.45	-19.7%	\$1,127.67	-5.9%
Number listed (actual)	43	43	0.0%	44	-2.3%
Monthly Volume	333,393	263,503	-21.0%	248,484	6.0%
Monthly Transactions	934	1,057	13.2%	872	21.2%
Monthly value (\$m)	\$35.59	\$27.90	-21.6%	\$26.40	5.7%



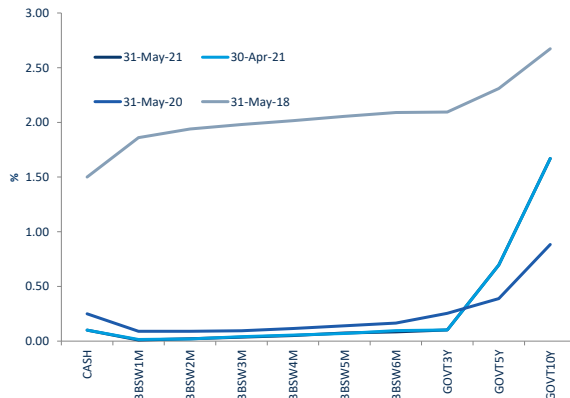
Bonds Mkt Cap Breakdown by Type



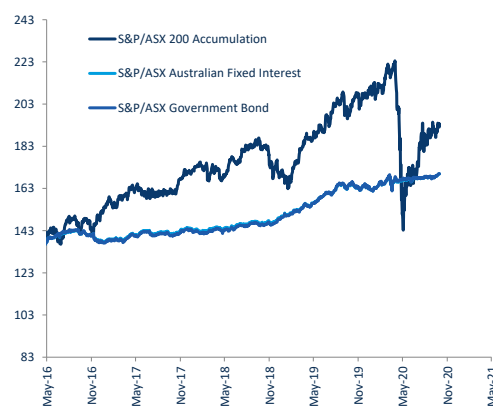
Bonds Breakdown by Traded Value



Australian Yield Curve



S&P Indices - rebased to 100





Spotlight on Bonds

Month update: May 2021



Australian Bonds Summary - May 2021

ASX Profiles			Detail					Activity					Prices				Returns					
ASX Code	Issuer	Description	ASX Listed Date	Maturity / Conv / Reset	Coupon ²	Payment Frequency	Announced Ex Date	Announced Payment Date	Mkt Cap (\$m)	Traded Value (\$)	Traded Volume	Number of Trades	Spread	Monthly Liquidity % ³	Last	Year High	Year Low	Yield (%) ⁴	1 Month Price Return	1 Year Price Return	3 Year Price Return	5 Year Price Return
Government Bonds - Fixed Rate																						
G5BW21	Australian Government Treasury	B0 Treasury Bond 2.00% 21-12-21 Semi	30-Jan-17	21-Dec-21	2.00%	S/A	10-Jun-21	21-Jun-21	\$35.18	\$522,184.97	5,319	7	n/a	1.48%	\$101.98	\$103.65	\$101.94	-0.01%	0.02%	-1.70%	1.70%	n/a
G5BM22	Australian Government Treasury	B0 Treasury Bond 5.75% 15-07-22 Semi	21-May-13	15-Jul-22	5.75%	S/A	06-Jul-21	15-Jul-21	\$35.29	\$1,006,679.25	27,666	81	0.24%	8.52%	\$108.56	\$114.10	\$108.44	0.00%	0.06%	-4.78%	-6.66%	-12.60%
G5BU22	Australian Government Treasury	B0 Treasury Bond 2.25% 21-11-22 Semi	16-Oct-17	21-Nov-22	2.25%	S/A	11-Nov-21	22-Nov-21	\$7.85	\$243,529.23	2,352	3	0.29%	3.10%	\$103.56	\$105.66	\$103.23	0.03%	-0.74%	-1.31%	3.55%	n/a
G5BG23	Australian Government Treasury	B0 Treasury Bond 5.50% 21-04-23 Semi	21-May-13	21-Apr-23	5.50%	S/A	12-Oct-21	21-Oct-21	\$21.11	\$4,229,159.73	38,162	94	0.13%	20.04%	\$110.87	\$117.60	\$109.89	0.05%	0.04%	-4.36%	-3.83%	-9.35%
G5BQ24	Australian Government Treasury	B0 Treasury Bond 2.75% 21-04-24 Semi	21-May-13	21-Apr-24	2.75%	S/A	12-Oct-21	21-Oct-21	\$8.91	\$26,054.78	241	3	0.22%	0.29%	\$108.00	\$110.65	\$107.98	0.05%	-1.11%	-1.81%	5.38%	3.55%
G5BU24	Australian Government Treasury	B0 Treasury Bond 0.25% 21-11-24 Semi	21-Apr-20	21-Nov-24	0.25%	S/A	11-Nov-21	22-Nov-21	\$2.01	\$50,147.50	500	1	0.27%	2.50%	\$100.14	\$100.53	\$99.61	0.28%	0.48%	0.44%	n/a	n/a
G5BG25	Australian Government Treasury	B0 Treasury Bond 3.25% 21-04-25 Semi	30-May-13	21-Apr-25	3.25%	S/A	12-Oct-21	21-Oct-21	\$10.01	\$408,818.82	3,676	27	0.23%	4.09%	\$111.40	\$115.27	\$110.85	0.43%	0.36%	-2.77%	5.46%	2.45%
G5BU25	Australian Government Treasury	B0 Treasury Bond 0.25% 21-11-25 Semi	27-Jul-20	21-Nov-25	0.25%	S/A	11-Nov-21	22-Nov-21	\$3.94	\$192,020.15	1,951	16	0.24%	4.88%	\$98.41	\$100.21	\$97.70	0.60%	-0.01%	n/a	n/a	n/a
G5BQ26	Australian Government Treasury	B0 Treasury Bond 4.25% 21-04-26 Semi	18-Mar-14	21-Apr-26	4.25%	S/A	12-Oct-21	21-Oct-21	\$4.88	\$441,205.63	3,753	38	0.33%	9.05%	\$117.53	\$123.45	\$117.22	0.68%	0.14%	-3.81%	2.86%	-0.61%
G5BQ26	Australian Government Treasury	B0 Treasury Bond 0.50% 21-09-26 Semi	30-Sep-20	21-Sep-26	0.50%	S/A	10-Sep-21	21-Sep-21	\$0.40	\$0.00	0.00	0	n/a	0.00%	\$98.68	\$100.93	\$99.93	0.82%	-1.72%	n/a	n/a	n/a
G5BG27	Australian Government Treasury	B0 Treasury Bond 4.75% 21-04-27 Semi	21-May-13	21-Apr-27	4.75%	S/A	12-Oct-21	21-Oct-21	\$12.86	\$307,359.70	2,506	27	0.44%	2.39%	\$122.18	\$130.00	\$121.74	0.92%	0.15%	-1.13%	3.59%	-0.55%
G5BU27	Australian Government Treasury	B0 Treasury Bond 2.75% 21-11-27 Semi	09-Apr-07	21-Nov-27	2.75%	S/A	11-Nov-21	22-Nov-21	\$4.97	\$91,592.51	825	10	0.29%	1.84%	\$110.54	\$117.19	\$110.12	1.05%	-0.88%	-5.23%	10.72%	7.07%
G5BQ28	Australian Government Treasury	B0 Treasury Bond 2.25% 21-05-28 Semi	19-May-16	21-May-28	2.25%	S/A	11-Nov-21	22-Nov-21	\$4.02	\$110,084.22	1,021	1	0.33%	2.74%	\$107.57	\$113.75	\$107.82	1.15%	-0.23%	-3.72%	13.12%	n/a
G5BU28	Australian Government Treasury	B0 Treasury Bond 2.75% 21-11-28 Semi	02-Mar-17	21-Nov-28	2.75%	S/A	11-Nov-21	22-Nov-21	\$2.76	\$71,614.73	640	17	0.72%	2.60%	\$111.68	\$119.24	\$109.86	1.23%	-0.03%	-4.47%	9.67%	n/a
G5BG29	Australian Government Treasury	B0 Treasury Bond 3.25% 21-04-29 Semi	21-May-13	21-Apr-29	3.25%	S/A	12-Oct-21	21-Oct-21	\$6.10	\$1,408,953.85	12,200	24	0.43%	23.37%	\$115.43	\$123.00	\$113.87	1.30%	0.99%	-5.32%	9.94%	6.81%
G5BU29	Australian Government Treasury	B0 Treasury Bond 2.75% 21-11-29 Semi	29-Jan-18	21-Nov-29	2.75%	S/A	11-Nov-21	22-Nov-21	\$3.32	\$253,607.61	2,268	17	0.38%	7.63%	\$110.94	\$119.94	\$109.73	1.41%	-0.87%	-5.37%	10.61%	n/a
G5BW30	Australian Government Treasury	B0 Treasury Bond 1.00% 21-12-30 Semi	21-May-20	21-Dec-30	1.00%	S/A	10-Jun-21	21-Jun-21	\$2.85	\$95,030.00	1,000	2	0.71%	3.33%	\$95.69	\$103.41	\$93.52	1.60%	0.93%	-5.23%	n/a	n/a
G5BK31	Australian Government Treasury	B0 Treasury Bond 1.50% 21-06-31 Semi	03-Jun-19	21-Jun-31	1.50%	S/A	10-Jun-21	21-Jun-21	\$4.69	\$123,841.28	1,248	6	n/a	2.64%	\$99.91	\$107.22	\$97.41	1.65%	1.43%	-0.03%	n/a	n/a
G5BU31	Australian Government Treasury	B0 Treasury Bond 1.00% 21-11-31 Semi	02-Sep-20	21-Nov-31	1.00%	S/A	11-Nov-21	22-Nov-21	\$0.94	\$19,337.88	206	2	0.49%	2.06%	\$93.61	\$95.00	\$92.30	1.71%	0.68%	n/a	n/a	n/a
G5BQ32	Australian Government Treasury	B0 Treasury Bond 1.25% 21-05-32 Semi	28-Jan-20	21-May-32	1.25%	S/A	11-Nov-21	22-Nov-21	\$0.95	\$20,004.60	210	1	0.52%	2.10%	\$95.42	\$103.68	\$94.00	1.75%	-0.24%	-8.10%	n/a	n/a
G5BU32	Australian Government Treasury	B0 Treasury Bond 1.75% 21-11-32 Semi	21-Apr-21	21-Nov-32	1.75%	S/A	11-Nov-21	22-Nov-21	\$0.00	\$0.00	-	-	n/a	n/a	\$0.00	\$0.00	\$0.00	1.79%	n/a	n/a	n/a	n/a
G5BG33	Australian Government Treasury	B0 Treasury Bond 4.50% 21-04-33 Semi	22-Nov-13	21-Apr-33	4.50%	S/A	12-Oct-21	21-Oct-21	\$11.75	\$383,285.78	2,948	33	0.48%	3.26%	\$130.53	\$145.00	\$128.23	1.77%	1.16%	-8.79%	7.58%	4.26%
G5BK35	Australian Government Treasury	B0 Treasury Bond 2.75% 21-06-35 Semi	30-Mar-15	21-Jun-35	2.75%	S/A	10-Jun-21	21-Jun-21	\$4.95	\$158,200.95	1,438	9	0.62%	3.20%	\$110.74	\$123.35	\$108.43	2.01%	0.59%	-9.06%	14.78%	11.99%
G5BG37	Australian Government Treasury	B0 Treasury Bond 3.75% 21-04-37 Semi	21-Oct-14	21-Apr-37	3.75%	S/A	12-Oct-21	21-Oct-21	\$3.01	\$80,058.60	657	21	0.61%	2.66%	\$123.09	\$139.96	\$119.53	2.13%	1.23%	-10.12%	10.01%	8.86%
G5BK39	Australian Government Treasury	B0 Treasury Bond 3.25% 21-06-39 Semi	20-Oct-15	21-Jun-39	3.25%	S/A	10-Jun-21	21-Jun-21	\$2.08	\$29,941.54	260	5	0.68%	1.44%	\$116.01	\$132.79	\$112.73	2.30%	0.56%	-13.15%	13.01%	10.66%
G5BQ41	Australian Government Treasury	B0 Treasury Bond 2.75% 21-05-41 Semi	30-Jul-18	21-May-41	2.75%	S/A	11-Nov-21	22-Nov-21	\$4.76	\$188,589.65	1,780	22	0.47%	3.97%	\$105.68	\$125.00	\$97.09	2.42%	-1.33%	-13.04%	n/a	n/a
G5BE47	Australian Government Treasury	B0 Treasury Bond 3.00% 21-03-47 Semi	19-Oct-16	21-Mar-47	3.00%	S/A	10-Sep-21	21-Sep-21	\$12.72	\$642,242.75	5,909	32	0.65%	5.05%	\$109.27	\$130.88	\$105.40	2.57%	1.45%	-15.59%	12.30%	n/a
G5BK51	Australian Government Treasury	B0 Treasury Bond 1.75% 21-06-51 Semi	05-Aug-20	21-Jun-51	1.75%	S/A	10-Jun-21	21-Jun-21	\$0.00	\$2,173,259.05	26,345	58	0.82%	n/a	\$83.01	\$102.80	\$78.43	2.64%	-0.03%	n/a	n/a	n/a
Government Bonds - Floating Rate																						
G5C122	Australian Government Treasury	Inc Treas Indexed Bond Cpi+1.25% 21-02-22 Qly	21-May-13	21-Feb-22	1.25%	Qtrly	12-Aug-21	23-Aug-21	\$10.92	\$188,839.67	1,563	21	0.07%	1.73%	\$120.59	\$121.01	\$118.69	-2.44%	-0.13%	1.94%	3.92%	5.36%
G5Q25	Australian Government Treasury	Inc Treas Indexed Bond Cpi+3.00% 20-09-25 Qly	21-May-13	20-Sep-25	3.00%	Qtrly	10-Jun-21	21-Jun-21	\$32.35	\$672,014.36	4,393	28	0.29%	2.08%	\$152.71	\$158.00	\$145.78	-1.60%	0.80%	4.77%	7.53%	7.37%
G5U27	Australian Government Treasury	Inc Treas Indexed Bond Cpi+0.75% 21-11-27 Qly	01-Sep-17	21-Nov-27	0.75%	Qtrly	12-Aug-21	23-Aug-21	\$4.17	\$278,826.93	2,344	4	0.52%	6.68%	\$118.61	\$119.41	\$112.75	-0.99%	0.14%	7.96%	18.44%	n/a
G5Q39	Australian Government Treasury	Inc Treas Indexed Bond Cpi+2.50% 20-09-30 Qly	21-May-13	20-Sep-30	2.50%	Qtrly	10-Jun-21	21-Jun-21	\$7.01	\$162,395.33	1,013	21	0.68%	2.32%	\$159.65	\$163.89	\$152.33	-0.57%	1.27%	2.99%	12.02%	13.33%
G5Q35	Australian Government Treasury	Inc Treas Indexed Bond Cpi+2.00% 21-08-35 Qly	02-Oct-13	21-Aug-35	2.00%	Qtrly	12-Aug-21	23-Aug-21	\$7.90	\$247,864.71	1,647	5	0.51%	3.14%	\$149.75	\$158.43	\$144.69	-0.12%	0.63%	6.58%	18.87%	22.44%
G5O40	Australian Government Treasury	Inc Treas Indexed Bond Cpi+1.25% 21-08-40 Qly	18-Aug-15	21-Aug-40	1.25%	Qtrly	12-Aug-21	23-Aug-21	\$4.24	\$563,590.84	4,243	5	0.60%	13.28%	\$132.25	\$140.38	\$125.59	0.19%	0.87%	6.69%	22.91%	27.78%
G5C50	Australian Government Treasury	Inc Treas Indexed Bond Cpi+1.00% 21-02-50 Qly	26-Sep-18	21-Feb-50	1.00%	Qtrly	12-Aug-21	23-Aug-21	\$6.15	\$330,835.59	2,682	7	n/a	5.38%	\$122.71	\$139.99	\$112.26	0.36%	-0.37%	1.99%	n/a	n/a
Corporate Bonds - Fixed Rate																						
MYTNA	Mercantile Investment Company Ltd	Bond 8.00% 10-07-21 Semi Sub	30-Jun-16	10-Jul-21	8.00%	S/A			\$23.09	\$319,640.12	3,094	12	0.53%	1.38%	\$103.50	\$106.00	\$99.01	6.07%	0.72%	0.98%	0.49%	n/a
PCCHA	Peet Limited	Simple Bond 7.50% Semi 07-06-21	08-Jun-16	07-Jun-21	7.50%	S/A			\$100.00	\$603,418.80	5,867	40	0.54%	0.60%	\$100.00	\$104.35	\$100.00	-206.82%	-2.64%	-1.48%	-5.62%	n/a
Corporate Bonds - Floating Rate																						
AYUHC	Australian Unity Limited	Simple Bond 3-Bbsw+2.00% 15-12-24	18-Oct-19	15-Dec-24	2.04%	Qtrly	05-Jul-21	14-Jul-21	\$114.21	\$3,285,573.58	32,976	61	0.85%	2.88%	\$99.30	\$100.80	\$95.50	2.84%	-0.91%	2.37%	n/a	n/a
AYUHD	Australian Unity Limited	Simple Bond 3-Bbsw+2.15% 15-12-26	18-Oct-19	15-Dec-26	2.19%	Qtrly	05-Jul-21	14-Jul-21	\$205.76	\$1,567,058.94	15,762	76	0.38%	0.76%	\$99.40	\$100.00	\$93.50	3.30%	0.25%	1.64%	n/a	n/a
CFMHA	Centuria Funds Management Limited	Bond 3-Bbsw+2.25% 20-04-26 Qly Sec Red	21-Apr-21	20-Apr-26	4.29%	Qtrly			\$206.34	\$3,066,837.24	29,512	140	0.28%	1.49%	\$103.85	\$104.00	\$100.20	3.96%	0.10%	n/a	n/a	n/a
OBHLA	Omni Bridgeway Limited	Bond 3-Bbsw+4.20% 22-12-22 Sec Step T-01-22	30-Apr-14	22-Dec-22	4.24%	Qtrly	29-Jun-21	08-Jul-21	\$75.47	\$1,156,998.68	11,614	56	0.47%	1.53%	\$99.30	\$101.05	\$96.00	6.50%	-0.80%	1.17%	-2.93%	1.56%
PPCHB	Peet Limited	Simple Bond 3-Bbsw+4.65% 05-10-22	10-Jul-17	05-Oct-22	4.69%	Qtrly	24-Jun-21	05-Jul-21	\$51.40	\$178,159.07	1,766	23	1.07%	0.35%	\$102.80	\$103.60	\$93.50	4.22%	0.98%	2.80%	-0.19%	n/a

¹ The yield data for the AGIs has been sourced from YieldBroker. The yield for the other bonds have been sourced from Bloomberg using the Mid Yield to Conversion function as at 31 May 2021

² The coupon data has been sourced from Bloomberg using the Coupon function as at 31 May 2021

³ Monthly liquidity is equal to the total value traded for the security for the month divided by its market capitalisation.

All values are as at May 21.

Past Performance is not a reliable indicator of future performance.

Information provided does not constitute financial product advice. You should obtain independent advice from an Australian financial services licensee before making any financial decisions. Although ASX Limited ABN 98 008 624 691 and its related bodies corporate ("ASX") has made every effort to ensure the accuracy of the information as at the date of publication, ASX does not give any warranty or representation as to the accuracy, reliability or completeness of the information. To the extent permitted by law, ASX and its employees, officers and contractors shall not be liable for any loss or damage arising in any way (including by way of negligence) from or in connection with any information provided or omitted or from any one acting or refraining to act in reliance on this information.
 © Copyright 2020 ASX Operations Pty Limited ABN 42 004 523 782. All rights reserved 2020



Martin Dinh