



Bonds:

Month Update: January 2022



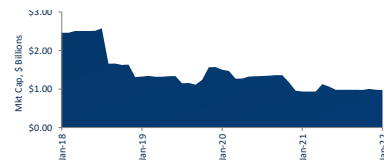
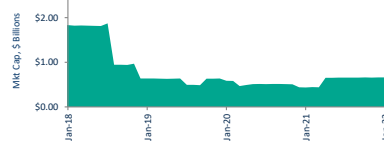
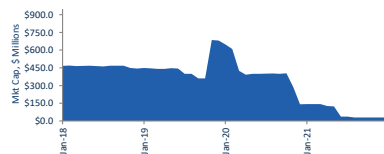
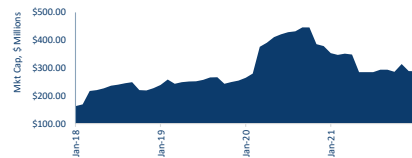
Market Capitalisation Trends

Government Bonds	Last 12 months			Last month	
	Jan-21	Jan-22	% change	Dec-21	% change
Market Cap (\$m)	\$353.68	\$288.40	-18.5%	\$288.54	-0.1%
Number listed (actual)	36	36	0.0%	36	0.0%
Monthly Volume	127,311	144,832	13.8%	180,530	-19.8%
Monthly Transactions	598	574	-4.0%	425	35.1%
Monthly value (\$m)	\$14.85	\$14.91	0.4%	\$19.40	-23.1%

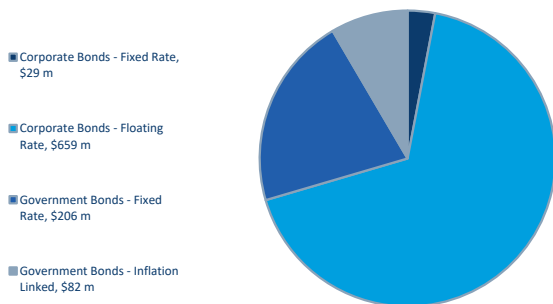
Corporate Bonds - Fixed	Last 12 months			Last month	
	Jan-21	Jan-22	% change	Dec-21	% change
Market Cap (\$m)	\$142.19	\$29.29	-79.4%	\$29.06	0.8%
Number listed (actual)	3	1	-66.7%	1.00	0.0%
Monthly Volume	27,842	2,265	-91.9%	5,923	-61.8%
Monthly Transactions	90	12	-86.7%	31	-61.3%
Monthly Month value (\$m)	\$0.82	\$0.23	-72.1%	\$0.60	-61.9%

Corporate Bonds - Floating	Last 12 months			Last month	
	Jan-21	Jan-22	% change	Dec-21	% change
Market Cap (\$m)	\$437.22	\$658.56	50.6%	\$661.60	-0.5%
Number listed (actual)	4	5	25.0%	\$5.00	0.0%
Monthly Volume	18,100	53,559	195.9%	56,433	-5.1%
Monthly Transactions	150	260	73.3%	240	8.3%
Monthly value (\$m)	\$1.77	\$5.47	209.1%	\$5.75	-5.0%

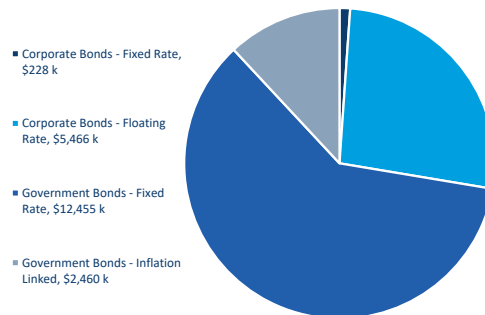
Total Bond Market	Last 12 months			Last month	
	Jan-21	Jan-22	% change	Dec-21	% change
Market Cap (\$m)	\$933.09	\$976.25	4.6%	\$979.20	-0.3%
Number listed (actual)	43	42	-2.3%	42	0.0%
Monthly Volume	173,253	200,656	15.8%	242,886	-17.4%
Monthly Transactions	838	846	1.0%	696	21.6%
Monthly value (\$m)	\$17.43	\$20.61	18.2%	\$25.75	-20.0%



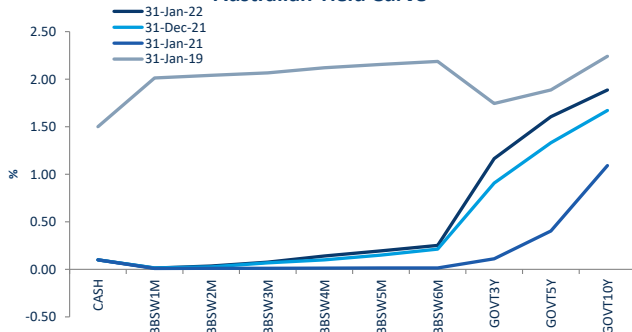
Bonds Mkt Cap Breakdown by Type



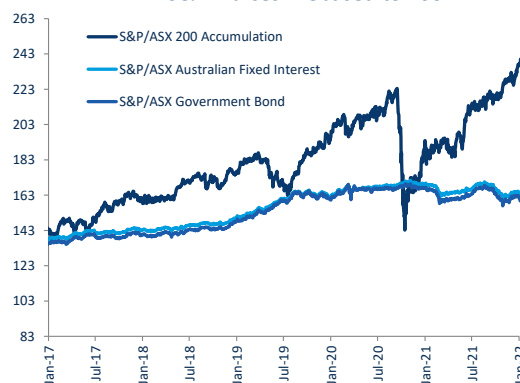
Bonds Breakdown by Traded Value



Australian Yield Curve



S&P Indices - rebased to 100





Spotlight on Bonds

Month update: January 2022



Australian Bonds Summary - January 2022

ASX Profiles			Detail					Activity					Prices				Returns					
ASX Code	Issuer	Description	ASX Listed Date	Maturity / Conv / Reset	Coupon ²	Payment Frequency	Announced Ex Date	Announced Payment Date	Mkt Cap (\$m)#	Traded Value (\$)	Traded Volume	Number of Trades	Spread	Monthly Liquidity % ²	Last	Year High	Year Low	Yield (%) ³	1 Month Price Return	1 Year Price Return	3 Year Price Return	5 Year Price Return
Government Bonds - Fixed Rate																						
GSBM22	Australian Government Treasury Bo	Treasury Bond 5.75% 15-07-22 Semi	21-May-13	15-Jul-22	5.75%	S/A	06-Jul-22	15-Jul-22	\$27.13	\$1,037,446.56	10,063	46	0.24%	3.82%	\$102.76	\$109.00	\$102.73	0.08%	-3.02%	-5.55%	-9.78%	-13.26%
GSBU22	Australian Government Treasury Bo	Treasury Bond 2.25% 21-11-22 Semi	16-Oct-17	21-Nov-22	2.25%	S/A	12-May-22	23-May-22	\$11.06	\$1,206,315.79	11,809	11	0.29%	10.91%	\$101.91	\$104.64	\$101.88	0.29%	-0.38%	-2.31%	-0.10%	n/a
GSBG23	Australian Government Treasury Bo	Treasury Bond 5.26% 21-04-23 Semi	21-May-13	21-Apr-23	5.50%	S/A	12-Apr-22	21-Apr-22	\$8.64	\$2,263,074.24	21,032	74	0.10%	10.51%	\$107.45	\$115.00	\$101.00	0.54%	-0.35%	-5.45%	-7.84%	-9.93%
GSBG24	Australian Government Treasury Bo	Treasury Bond 2.75% 21-04-24 Semi	21-May-13	21-Apr-24	2.75%	S/A	12-Apr-22	21-Apr-22	\$8.66	\$466,490.10	4,444	8	0.11%	5.40%	\$104.74	\$109.47	\$104.70	0.84%	-0.25%	-4.31%	1.02%	2.29%
GSBU24	Australian Government Treasury Bo	Treasury Bond 0.25% 21-11-24 Semi	21-Apr-20	21-Nov-24	0.25%	S/A	12-May-22	23-May-22	\$7.90	\$656,878.22	6,703	10	0.29%	8.31%	\$97.55	\$100.50	\$97.55	1.13%	-0.95%	-2.96%	n/a	n/a
GSBG25	Australian Government Treasury Bo	Treasury Bond 3.25% 21-04-25 Semi	30-May-13	21-Apr-25	3.25%	S/A	12-Apr-22	21-Apr-22	\$10.65	\$134,840.19	1,259	15	0.27%	1.27%	\$106.73	\$113.63	\$106.36	1.31%	-1.04%	-6.11%	-1.73%	1.44%
GSBU25	Australian Government Treasury Bo	Treasury Bond 0.25% 21-11-25 Semi	27-Jul-20	21-Nov-25	0.25%	S/A	12-May-22	23-May-22	\$3.82	\$72,344.80	755	5	0.21%	1.90%	\$95.43	\$99.68	\$95.22	1.43%	-0.95%	-4.11%	n/a	n/a
GSBG26	Australian Government Treasury Bo	Treasury Bond 4.25% 21-04-26 Semi	18-Mar-14	21-Apr-26	4.25%	S/A	12-Apr-22	21-Apr-22	\$3.87	\$274,175.53	2,432	26	0.34%	7.08%	\$112.19	\$121.36	\$111.92	1.47%	-0.97%	-7.30%	-3.15%	-1.89%
GSBQ26	Australian Government Treasury Bo	Treasury Bond 0.50% 21-09-26 Semi	30-Sep-20	21-Sep-26	0.50%	S/A	10-Mar-22	21-Mar-22	\$0.86	\$29,934.36	314	2	n/a	3.49%	\$95.31	\$100.41	\$95.18	1.53%	-0.27%	-4.63%	n/a	n/a
GSBG27	Australian Government Treasury Bo	Treasury Bond 4.75% 21-04-27 Semi	21-May-13	21-Apr-27	4.75%	S/A	12-Apr-22	21-Apr-22	\$12.29	\$233,949.73	2,000	22	0.12%	1.90%	\$116.85	\$126.36	\$109.00	1.56%	-1.67%	-7.93%	-3.70%	-1.94%
GSBU27	Australian Government Treasury Bo	Treasury Bond 2.75% 21-11-27 Semi	09-Apr-00	21-Nov-27	2.75%	S/A	12-May-22	23-May-22	\$4.79	\$128,599.48	1,206	6	0.28%	2.69%	\$106.35	\$114.25	\$106.06	1.62%	-2.02%	-6.92%	2.24%	6.55%
GSBI28	Australian Government Treasury Bo	Treasury Bond 2.25% 21-05-28 Semi	19-May-16	21-May-28	2.25%	S/A	12-May-22	23-May-22	\$3.87	\$96,815.83	934	3	0.30%	2.50%	\$103.53	\$110.67	\$103.56	1.70%	-1.63%	-7.47%	3.73%	8.94%
GSBU28	Australian Government Treasury Bo	Treasury Bond 2.75% 21-11-28 Semi	02-Mar-17	21-Nov-28	2.75%	S/A	12-May-22	23-May-22	\$3.92	\$38,378.50	359	13	0.72%	0.98%	\$106.74	\$115.20	\$106.09	1.73%	-2.28%	-7.89%	1.78%	n/a
GSBG29	Australian Government Treasury Bo	Treasury Bond 3.25% 21-04-29 Semi	21-May-13	21-Apr-29	2.75%	S/A	12-Apr-22	21-Apr-22	\$8.99	\$131,182.48	1,183	19	0.44%	1.46%	\$110.72	\$119.77	\$110.01	1.76%	-2.03%	-7.87%	-0.28%	5.36%
GSBU29	Australian Government Treasury Bo	Treasury Bond 2.75% 21-11-29 Semi	29-Jan-18	21-Nov-29	2.75%	S/A	12-May-22	23-May-22	\$3.22	\$70,069.14	633	16	0.33%	2.18%	\$107.31	\$115.60	\$106.89	1.79%	-1.69%	-7.74%	5.56%	n/a
GSBW30	Australian Government Treasury Bo	Treasury Bond 1.00% 21-12-30 Semi	21-May-20	21-Dec-30	1.00%	S/A	09-Jun-22	21-Jun-22	\$2.77	\$120,714.50	1,300	5	0.52%	n/a	\$92.97	\$99.87	\$92.47	1.85%	-0.85%	-6.69%	n/a	n/a
GSBK31	Australian Government Treasury Bo	Treasury Bond 1.50% 21-06-31 Semi	03-Jun-19	21-Jun-31	1.50%	S/A	09-Jun-22	21-Jun-22	\$5.02	\$19,325.00	200	1	n/a	0.38%	\$96.63	\$102.72	\$96.53	1.87%	-3.41%	-7.74%	n/a	n/a
GSBU31	Australian Government Treasury Bo	Treasury Bond 1.00% 21-11-31 Semi	02-Sep-20	21-Nov-31	1.00%	S/A	12-May-22	23-May-22	\$9.22	\$191,743.08	2,071	16	0.64%	2.08%	\$92.19	\$97.00	\$90.00	1.88%	-2.78%	n/a	n/a	n/a
GSBI32	Australian Government Treasury Bo	Treasury Bond 1.25% 21-05-32 Semi	28-Jan-20	21-May-32	1.25%	S/A	12-May-22	23-May-22	\$0.94	\$19,702.20	210	1	0.48%	2.10%	\$93.82	\$100.08	\$93.82	1.89%	-0.93%	-7.79%	n/a	n/a
GSBU32	Australian Government Treasury Bo	Treasury Bond 1.75% 21-11-32 Semi	21-Apr-21	21-Nov-32	1.75%	S/A	12-May-22	23-May-22	\$1.01	\$0.00	-	-	n/a	0.00%	\$98.65	\$101.38	\$98.81	1.91%	-2.69%	n/a	n/a	n/a
GSBG33	Australian Government Treasury Bo	Treasury Bond 2.50% 21-04-33 Semi	22-Nov-13	21-Apr-33	4.50%	S/A	12-Apr-22	21-Apr-22	\$17.74	\$553,369.89	4,385	21	0.62%	3.12%	\$126.71	\$138.66	\$124.50	1.91%	-2.79%	-8.76%	0.08%	7.41%
GSBK35	Australian Government Treasury Bo	Treasury Bond 2.75% 21-06-35 Semi	30-Mar-15	21-Jun-35	2.75%	S/A	09-Jun-22	21-Jun-22	\$4.89	\$20,743.59	191	2	0.57%	0.42%	\$108.31	\$117.50	\$108.43	2.05%	-3.54%	-8.77%	5.62%	18.73%
GSBG37	Australian Government Treasury Bo	Treasury Bond 3.75% 21-04-37 Semi	21-Oct-14	21-Apr-37	3.75%	S/A	12-Apr-22	21-Apr-22	\$10.01	\$252,228.37	2,091	19	0.66%	2.52%	\$121.46	\$133.49	\$119.41	2.15%	-2.57%	-8.31%	2.41%	15.87%
GSBK39	Australian Government Treasury Bo	Treasury Bond 3.25% 21-06-39 Semi	20-Oct-15	21-Jun-39	3.25%	S/A	09-Jun-22	21-Jun-22	\$1.46	\$160,592.30	1,428	7	0.73%	11.03%	\$114.02	\$124.70	\$111.99	2.27%	-2.55%	-7.66%	4.70%	19.20%
GSBI41	Australian Government Treasury Bo	Treasury Bond 2.75% 21-05-41 Semi	30-Mar-18	21-May-41	2.75%	S/A	12-May-22	23-May-22	\$5.82	\$113,393.00	1,069	21	0.60%	1.95%	\$105.81	\$117.35	\$97.09	2.36%	-2.62%	-8.97%	3.70%	n/a
GSBE47	Australian Government Treasury Bo	Treasury Bond 3.00% 21-03-47 Semi	19-Oct-16	21-Mar-47	3.00%	S/A	10-Mar-22	21-Mar-22	\$14.18	\$485,160.00	4,420	31	0.67%	3.42%	\$110.20	\$124.57	\$105.40	2.46%	-3.26%	-8.93%	3.50%	27.40%
GSBK51	Australian Government Treasury Bo	Treasury Bond 1.75% 21-06-51 Semi	05-Aug-20	21-Jun-51	1.75%	S/A	09-Jun-22	21-Jun-22	\$0.00	\$3,659,143.00	43,399	103	0.84%	n/a	\$85.00	\$96.30	\$78.43	2.46%	-3.85%	-7.61%	n/a	n/a
Government Bonds - Inflation Linked																						
GSIC22	Australian Government Treasury Inc	Treas Indexed Bond Cpi+1.25% 21-02-22 Qly	21-May-13	21-Feb-22	1.25%	Qtrly	10-Feb-22	21-Feb-22	\$10.88	\$63,825.26	531	14	0.02%	0.59%	\$120.22	\$121.01	\$120.03	-2.92%	0.02%	-0.09%	2.48%	5.07%
GSIQ25	Australian Government Treasury Inc	Treas Indexed Bond Cpi+3.00% 20-09-25 Qly	21-May-13	20-Sep-25	3.00%	Qtrly	10-Mar-22	21-Mar-22	\$36.09	\$254,106.62	1,709	22	0.33%	0.70%	\$148.75	\$153.38	\$147.60	-1.18%	-0.82%	-2.52%	3.73%	5.72%
GSIU27	Australian Government Treasury Inc	Treas Indexed Bond Cpi+0.75% 21-11-27 Qly	01-Sep-17	21-Nov-27	0.75%	Qtrly	10-Feb-22	21-Feb-22	\$5.26	\$5,263.20	45	1	0.41%	0.10%	\$117.51	\$120.43	\$116.96	-0.76%	-0.14%	-1.29%	12.13%	n/a
GSIQ30	Australian Government Treasury Inc	Treas Indexed Bond Cpi+0.50% 20-09-30 Qly	21-May-13	20-Sep-30	2.50%	Qtrly	10-Mar-22	21-Mar-22	\$7.08	\$40,215.38	251	13	1.23%	0.57%	\$158.65	\$165.77	\$152.33	-0.54%	-2.21%	-2.09%	8.89%	14.99%
GSIU32	Australian Government Treasury Inc	Treas Indexed Bond Cpi+0.25% 21-11-32 Qly	01-Sep-21	21-Nov-32	0.25%	Qtrly	10-Feb-22	21-Feb-22	\$1.08	\$109,120.05	1,005	3	n/a	10.10%	\$108.01	\$110.91	\$107.54	-0.39%	0.44%	n/a	n/a	n/a
GSIO35	Australian Government Treasury Inc	Treas Indexed Bond Cpi+2.00% 21-08-35 Qly	01-Oct-13	21-Aug-35	2.00%	Qtrly	10-Feb-22	21-Feb-22	\$7.80	\$384,859.82	2,547	6	0.52%	4.93%	\$153.01	\$159.73	\$144.69	-0.24%	-1.32%	-0.68%	16.25%	24.89%
GSIO40	Australian Government Treasury Inc	Treas Indexed Bond Cpi+1.25% 21-08-40 Qly	18-Aug-15	21-Aug-40	1.25%	Qtrly	10-Feb-22	21-Feb-22	\$5.44	\$0.00	-	-	0.59%	0.00%	\$136.90	\$144.92	\$125.59	0.05%	-4.19%	-2.39%	21.38%	28.88%
GSIC50	Australian Government Treasury Inc	Treas Indexed Bond Cpi+1.00% 21-02-50 Qly	26-Sep-18	21-Feb-50	1.00%	Qtrly	10-Feb-22	21-Feb-22	\$8.84	\$1,602,264.40	12,665	10	n/a	18.14%	\$128.56	\$140.76	\$112.26	0.22%	-6.51%	-0.31%	21.05%	n/a
Corporate Bonds - Fixed Rate																						
MVTHA	Mercantile Investment Company Ltd	Bond 4.80% 10-07-26 Semi	30-Jun-16	10-Jul-26	n/a	n/a			\$29.29	\$227,531.40	2,265	12	0.49%	0.78%	\$100.80	\$103.90	\$95.00	n/a	0.80%	-1.83%	-0.89%	0.30%
Corporate Bonds - Floating Rate																						
AYUHC	Australian Unity Limited	Simple Bond 3-Bbsw+2.00% 15-12-24	18-Oct-19	15-Dec-24	2.07%	Qtrly	05-Apr-22	14-Apr-22	\$116.69	\$1,166,826.84	11,671	44	1.40%	1.00%	\$101.45	\$101.75	\$97.80	3.50%	1.25%	4.01%	n/a	n/a
AYUHD	Australian Unity Limited	Simple Bond 3-Bbsw+2.15% 15-12-26	18-Oct-19	15-Dec-26	2.22%	Qtrly	05-Apr-22	14-Apr-22	\$207.93	\$751,093.91	7,414	40	1.54%	0.36%	\$100.45	\$102.50	\$95.00	3.84%	-0.99%	4.09%	n/a	n/a
CZFAH	Centuria Funds Management Limite	Bond 3-Bbsw+4.25% 20-04-26 Qly Sec Red	21-Apr-21	20-Apr-26	4.32%	Qtrly	11-Apr-22	20-Apr-22	\$205.47	\$2,288,942.30	22,022	111	0.59%	1.11%	\$103.41	\$106.00	\$100.20	4.79%	-1.70%	n/a	n/a	n/a
OBLHA	Omni Bridgeway Limited	Bond 3-Bbsw+5.20% 22-12-22 Sec	30-Apr-14	22-Dec-22	4.27%	Qtrly	30-Mar-22	08-Apr-22	\$77.86	\$916,463.15	9,080	44	0.77%	1.18%	\$102.45	\$106.05	\$99.00	4.92%	1.69%	2.76%	0.15%	0.44%
PPCHB	Peet Limited	Simple Bond 3-Bbsw+4.65% 05-10-22	10-Jul-17	05-Oct-22	4.72%	Qtrly	25-Mar-22	05-Apr-22	\$50.61	\$342,796.02	3,372	21	0.77%	0.68%	\$101.22	\$104.95	\$99.75	3.00%	-0.28%	2.24%	-2.67%	n/a

¹ The yield data for the AGIs has been sourced from YieldBroker. The yield for the other bonds have been sourced from Bloomberg using the Mid Yield to Convention function as at 31 January 2022

² The coupon data has been sourced from Bloomberg using the Coupon function as at 31 January 2022

³ Monthly liquidity is equal to the total value traded for the security for the month divided by its market capitalisation.

All values are as at Jan-22.

Past Performance is not a reliable indicator of future performance.

Information provided does not constitute financial product advice. You should obtain independent advice from an Australian financial services licensee before making any financial decisions. Although ASX Limited ABN 98 008 624 691 and its related bodies corporate ("ASX") has made every effort to ensure the accuracy of the information as at the date of publication, ASX does not give any warranty or representation as to the accuracy, reliability or completeness of the information. To the extent permitted by law, ASX and its employees, officers and contractors shall not be liable for any loss or damage arising in any way (including by way of negligence) from or in connection with any information provided or omitted or from any one acting or refraining to act in reliance on this information.

Contact Us

Phone: 131 279 or +61 2 9338 0000 (from overseas)

Email: bonds@asx.com.au

