



Bonds:

Month Update: April 2024



Month: Apr-24

Trading days: 20

Period ending: Tuesday, 30 April 2024

Snapshot by Category

Australian Bond Segment	Number listed	Market Cap (\$m)	Trades Total (#)	Trades per day (#)	Volume (#)	Value \$m
Corporate Bonds - Fixed Rate	1	27	12	1	2,273	\$0.22
Corporate Bonds - Floating Rate	5	735	413	21	56,797	\$5.70
Australian Government Bonds	35	762	1,615	81	828,554	\$80.46
Total	41	1,524	2,040	102	887,624	\$86.37

Recent Listings

Entity	ASX Code	Size (\$m)	Type	Listing Date	Issue Price	Maturity / Conv / Reset	Interest Rate / Dividend	Distribution Frequency	Last Price
Australian Unity Limited	AYUHE	\$256	Corporate Bonds - Floating Rate	01-Dec-2023	\$100.00	15-Dec-2028	6.86%	Qtrly	\$100.70
Commonwealth of Australia	GSBK54	\$8,000	Government Bonds - Fixed Rate	26-Oct-2023	\$100.00	21-Jun-2054	4.75%	S/A	\$102.12
Sandon Capital Investments	SNCHA	\$29	Corporate Bonds - Fixed Rate	11-Aug-2023	\$100.00	10-Jul-2026	4.80%	S/A	\$94.20
Commonwealth of Australia	GSBW34	\$18,600	Government Bonds - Fixed Rate	28-Apr-2023	\$100.00	21-Dec-2034	3.50%	S/A	\$93.72
CVC Limited	CVCHA	\$31	Corporate Bonds - Floating Rate	26-Apr-2023	\$100.00	31-Mar-2026	9.09%	Qtrly	\$101.90
Commonwealth of Australia	GSBI34	\$21,200	Government Bonds - Fixed Rate	17-Nov-2022	\$100.00	21-May-2034	3.75%	S/A	\$95.99
Commonwealth of Australia	GSBU33	\$24,100	Government Bonds - Fixed Rate	19-Apr-2022	\$100.00	21-Nov-2033	3.00%	S/A	\$91.79
Commonwealth of Australia	GSIU32	\$4,950	Government Bonds - Inflation Li	01-Sep-2021	\$100.00	21-Nov-2032	0.25%	Qtrly	\$101.74
Commonwealth of Australia	GSBU32	\$29,000	Government Bonds - Fixed Rate	21-Apr-2021	\$100.00	21-Nov-2032	1.75%	S/A	\$83.07

*BBSW = Bank Bill Swap Rate

* As of the date of this report this security has not traded, the Last Price reflects the Issue Price

Most Actively Traded Securities by Value

ASX Code	Security Type	Value (\$)	Value (%)	Volume	Volume (%)
GSBG33	Government Bonds - Fixed Rate	\$15,293,809	17.71%	147,968	16.67%
GSBG25	Government Bonds - Fixed Rate	\$10,878,276	12.59%	109,087	12.29%
GSBK54	Government Bonds - Fixed Rate	\$6,510,985	7.54%	63,051	7.10%
GSIQ25	Government Bonds - Inflation Linked	\$5,452,823	6.31%	36,355	4.10%
GSBG27	Government Bonds - Fixed Rate	\$4,821,258	5.58%	46,659	5.26%
		\$42,957,150.98	49.73%	403,120	45.42%

Yield versus maturity date





Bonds:

Month Update: April 2024



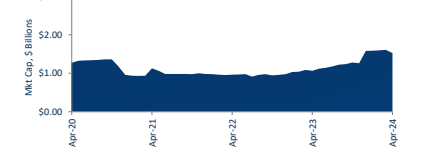
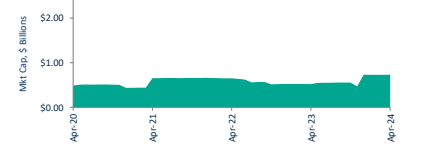
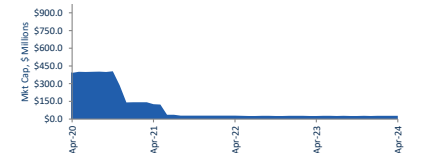
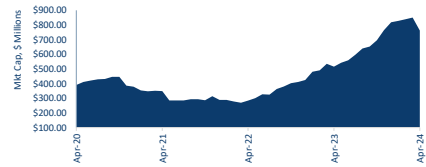
Market Capitalisation Trends

Government Bonds	Last 12 months			Last month	
	Apr-23	Apr-24	% change	Mar-24	% change
Market Cap (\$m)	\$515.83	\$761.70	47.7%	\$850.50	-10.4%
Number listed (actual)	35	35	0.0%	36	-2.8%
Monthly Volume	378,262	828,554	119.0%	332,876	148.9%
Monthly Transactions	849	1,615	90.2%	1,069	51.1%
Monthly value (\$m)	\$38.44	\$80.46	109.3%	\$32.40	148.3%

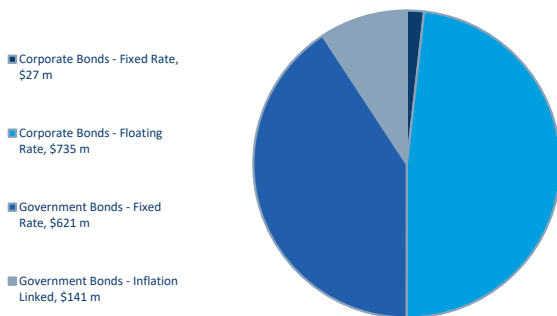
Corporate Bonds - Fixed	Last 12 months			Last month	
	Apr-23	Apr-24	% change	Mar-24	% change
Market Cap (\$m)	\$26.47	\$27.37	3.4%	\$27.87	-1.8%
Number listed (actual)	1	1	0.0%	1	0.0%
Monthly Volume	667	2,273	240.8%	1,910	19.0%
Monthly Transactions	9	12	33.3%	13	-7.7%
Monthly Month value (\$m)	\$0.06	\$0.22	248.8%	\$0.18	18.9%

Corporate Bonds - Floating	Last 12 months			Last month	
	Apr-23	Apr-24	% change	Mar-24	% change
Market Cap (\$m)	\$518.45	\$735.14	41.8%	\$730.85	0.6%
Number listed (actual)	4	5	25.0%	5	0.0%
Monthly Volume	33,045	56,797	71.9%	99,979	-43.2%
Monthly Transactions	191	413	116.2%	560	-26.3%
Monthly value (\$m)	\$3.31	\$5.70	72.2%	\$10.09	-43.5%

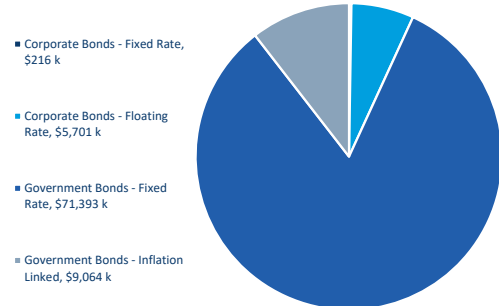
Total Bond Market	Last 12 months			Last month	
	Apr-23	Apr-24	% change	Mar-24	% change
Market Cap (\$m)	\$1,060.75	\$1,524.21	43.7%	\$1,609.22	-5.3%
Number listed (actual)	40	41	2.5%	42	-2.4%
Monthly Volume	411,974	887,624	115.5%	434,765	104.2%
Monthly Transactions	1,049	2,040	94.5%	1,642	24.2%
Monthly value (\$m)	\$41.81	\$86.37	106.6%	\$42.67	102.4%



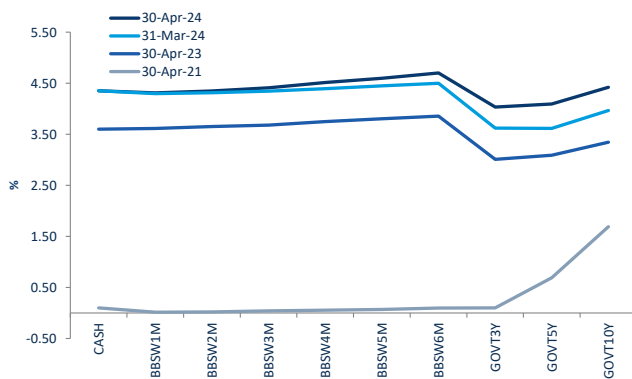
Bonds Mkt Cap Breakdown by Type



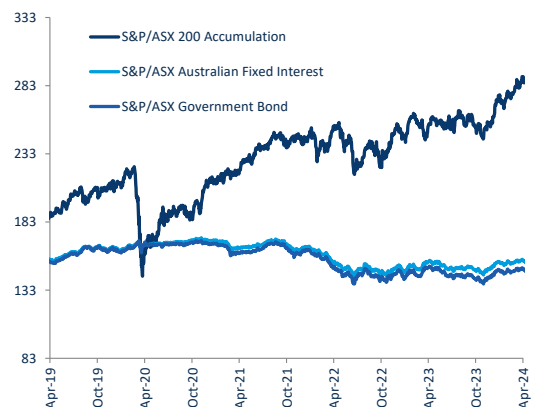
Bonds Breakdown by Traded Value



Australian Yield Curve



S&P Indices - rebased to 100





Spotlight on Bonds

Month update: April 2024



Australian Bonds Summary - April 2024

ASX Profiles		
ASX Code	Issuer	Description
Government Bonds - Fixed Rate		
GSBU24	Commonwealth of Australia	Treasury Bond 0.25% 21-11-24 Semi
GSBG25	Commonwealth of Australia	Treasury Bond 3.25% 21-04-25 Semi
GSBU25	Commonwealth of Australia	Treasury Bond 0.25% 21-11-25 Semi
GSBG26	Commonwealth of Australia	Treasury Bond 4.25% 21-04-26 Semi
GSBQ26	Commonwealth of Australia	Treasury Bond 0.50% 21-09-26 Semi
GSBQ27	Commonwealth of Australia	Treasury Bond 4.75% 21-04-27 Semi
GSBU27	Commonwealth of Australia	Treasury Bond 2.75% 21-11-27 Semi
GSBQ28	Commonwealth of Australia	Treasury Bond 2.25% 21-05-28 Semi
GSBU28	Commonwealth of Australia	Treasury Bond 2.75% 21-11-28 Semi
GSBG29	Commonwealth of Australia	Treasury Bond 3.25% 21-04-29 Semi
GSBU29	Commonwealth of Australia	Treasury Bond 2.75% 21-11-29 Semi
GSBI30	Commonwealth of Australia	Treasury Bond 2.50% 21-05-30 Semi
GSBW30	Commonwealth of Australia	Treasury Bond 1.00% 21-12-30 Semi
GSBK31	Commonwealth of Australia	Treasury Bond 1.50% 21-06-31 Semi
GSBU31	Commonwealth of Australia	Treasury Bond 1.00% 21-11-31 Semi
GSBQ32	Commonwealth of Australia	Treasury Bond 1.25% 21-05-32 Semi
GSBU32	Commonwealth of Australia	Treasury Bond 1.75% 21-11-32 Semi
GSBG33	Commonwealth of Australia	Treasury Bond 4.50% 21-04-33 Semi
GSBU33	Commonwealth of Australia	Treasury Bond 3.00% 21-11-33 Semi
GSBI34	Commonwealth of Australia	Treasury Bond 3.75% 21-05-34 Semi
GSBW34	Commonwealth of Australia	Treasury Bond 3.50% 21-12-34 Semi
GSBK35	Commonwealth of Australia	Treasury Bond 2.75% 21-06-35 Semi
GSBG37	Commonwealth of Australia	Treasury Bond 3.75% 21-04-37 Semi
GSBK39	Commonwealth of Australia	Treasury Bond 3.25% 21-06-39 Semi
GSBI41	Commonwealth of Australia	Treasury Bond 2.75% 21-05-41 Semi
GSBE47	Commonwealth of Australia	Treasury Bond 3.00% 21-03-47 Semi
GSBK51	Commonwealth of Australia	Treasury Bond 1.75% 21-06-51 Semi
GSBK54	Commonwealth of Australia	Treasury Bond 4.75% 21-06-54 Semi
Government Bonds - Inflation Linked		
GSIQ25	Commonwealth of Australia	Treas Indexed Bond Cpi+3.00% 20-09-25 Qly
GSIU27	Commonwealth of Australia	Treas Indexed Bond Cpi+0.75% 21-11-27 Qly
GSIQ30	Commonwealth of Australia	Treas Indexed Bond Cpi+2.50% 20-09-30 Qly
GSIU32	Commonwealth of Australia	Treas Indexed Bond Cpi+0.25% 21-11-32 Qly
GSIO35	Commonwealth of Australia	Treas Indexed Bond Cpi+2.00% 21-08-35 Qly
GSIO40	Commonwealth of Australia	Treas Indexed Bond Cpi+1.25% 21-08-40 Qly
GSIC50	Commonwealth of Australia	Treas Indexed Bond Cpi+1.00% 21-02-50 Qly
Corporate Bonds - Fixed Rate		
SNCHA	Sandon Capital Investments Limited	Bond 4.80% 10-07-26 Semi
Corporate Bonds - Floating Rate		
AUHC	Australian Unity Limited	Simple Bond 3-Bbsw+2.00% 15-12-24
AUHD	Australian Unity Limited	Simple Bond 3-Bbsw+1.15% 15-12-26
AUHE	Australian Unity Limited	Simple Bond 3-Bbsw+2.50% 15-12-28
CZFA	Centuria Funds Management Limited	Bond 3-Bbsw+4.25% 20-04-26 Qly Sec Red
CVCHA	CVL Limited	Bond 3-Bbsw+4.75% 31-03-2026 Cum Red

Detail									
ASX Listed Date	Maturity / Conv / Reset	Coupon ²	Payment Frequency	Payment Rank	Issuer Type	Announced Ex Date	Announced Payment Date		
21-Apr-20	21-Nov-24	0.25%	S/A	Sr Unsecured	Sovereigns	10-May-24	21-May-24		
30-May-13	21-Apr-25	3.25%	S/A	Sr Unsecured	Sovereigns	10-Oct-24	21-Oct-24		
27-Jul-20	21-Nov-25	0.25%	S/A	Sr Unsecured	Sovereigns	10-May-24	21-May-24		
18-Mar-14	21-Apr-26	4.25%	S/A	Sr Unsecured	Sovereigns	10-Oct-24	21-Oct-24		
30-Sep-20	21-Sep-26	0.50%	S/A	Unsecured	Sovereigns	12-Sep-24	23-Sep-24		
21-May-13	21-Apr-27	4.75%	S/A	Sr Unsecured	Sovereigns	10-Oct-24	21-Oct-24		
09-Apr-00	21-Nov-27	2.75%	S/A	Sr Unsecured	Sovereigns	10-May-24	21-May-24		
19-May-16	21-May-28	2.25%	S/A	Sr Unsecured	Sovereigns	10-May-24	21-May-24		
02-Mar-17	21-Nov-28	2.75%	S/A	Sr Unsecured	Sovereigns	10-May-24	21-May-24		
21-May-13	21-Apr-29	2.75%	S/A	Sr Unsecured	Sovereigns	10-Oct-24	21-Oct-24		
29-Jan-18	21-Nov-29	2.75%	S/A	Sr Unsecured	Sovereigns	10-May-24	21-May-24		
14-Jun-18	21-May-30	2.50%	S/A	Sr Unsecured	Sovereigns	10-May-24	21-May-24		
21-May-20	21-Dec-30	1.00%	S/A	Sr Unsecured	Sovereigns	12-Jun-24	21-Jun-24		
03-Jun-19	21-Jun-31	1.50%	S/A	Sr Unsecured	Sovereigns	12-Jun-24	21-Jun-24		
02-Sep-20	21-Nov-31	1.00%	S/A	Unsecured	Sovereigns	10-May-24	21-May-24		
28-Jan-20	21-May-32	1.25%	S/A	Sr Unsecured	Sovereigns	10-May-24	21-May-24		
21-Apr-21	21-Nov-32	1.75%	S/A	Sr Unsecured	Sovereigns	10-May-24	21-May-24		
22-Nov-13	21-Apr-33	4.50%	S/A	Sr Unsecured	Sovereigns	10-Oct-24	21-Oct-24		
19-Apr-22	21-Nov-33	3.00%	S/A	Sr Unsecured	Sovereigns	10-May-24	21-May-24		
17-Nov-22	21-May-34	3.75%	S/A	Sr Unsecured	Sovereigns	10-May-24	21-May-24		
28-Apr-23	21-Dec-34	3.50%	S/A	Sr Unsecured	Sovereigns	12-Jun-24	21-Jun-24		
30-Mar-15	21-Jun-35	2.75%	S/A	Sr Unsecured	Sovereigns	12-Jun-24	21-Jun-24		
21-Oct-14	21-Apr-37	3.75%	S/A	Sr Unsecured	Sovereigns	10-Oct-24	21-Oct-24		
20-Oct-15	21-Jun-39	3.25%	S/A	Sr Unsecured	Sovereigns	12-Jun-24	21-Jun-24		
30-Jul-18	21-May-41	2.75%	S/A	Sr Unsecured	Sovereigns	10-May-24	21-May-24		
19-Oct-16	21-Mar-47	3.00%	S/A	Sr Unsecured	Sovereigns	12-Sep-24	23-Sep-24		
05-Aug-20	21-Jun-51	1.75%	S/A	Unsecured	Sovereigns	12-Jun-24	21-Jun-24		
26-Oct-23	21-Jun-54	4.75%	S/A	Sr Unsecured	Sovereigns	12-Jun-24	21-Jun-24		
21-May-13	20-Sep-25	3.00%	Qtrly	Sr Unsecured	Sovereigns	11-Jun-24	20-Jun-24		
01-Sep-17	21-Nov-27	0.75%	Qtrly	Sr Unsecured	Sovereigns	10-May-24	21-May-24		
21-May-13	20-Sep-30	2.50%	Qtrly	Sr Unsecured	Sovereigns	11-Jun-24	20-Jun-24		
01-Sep-21	21-Nov-32	0.25%	Qtrly	Sr Unsecured	Sovereigns	10-May-24	21-May-24		
01-Oct-13	21-Aug-35	2.00%	Qtrly	Sr Unsecured	Sovereigns	10-May-24	21-May-24		
18-Aug-15	21-Aug-40	1.25%	Qtrly	Sr Unsecured	Sovereigns	10-May-24	21-May-24		
26-Sep-18	21-Feb-50	1.00%	Qtrly	Sr Unsecured	Sovereigns	10-May-24	21-May-24		
11-Aug-23	10-Jul-26	4.80%	S/A	Subordinated	Financial Services	15-Jun-23	30-Jun-23		
18-Oct-19	15-Dec-24	6.36%	Qtrly	Sr Unsecured	Managed Care	04-Jul-24	15-Jul-24		
18-Oct-19	15-Dec-26	6.51%	Qtrly	Sr Unsecured	Managed Care	04-Jul-24	15-Jul-24		
01-Dec-23	15-Dec-28	6.86%	Qtrly	Sr Unsecured	Managed Care	04-Jul-24	15-Jul-24		
21-Apr-21	20-Apr-26	8.62%	Qtrly	Secured	Financial Services	11-Jul-24	22-Jul-24		
26-Apr-23	31-Mar-26	9.09%	Qtrly	Sr Unsecured	Financial Services	19-Jun-24	28-Jun-24		

Activity					
Mkt Cap (\$m)#	Traded Value (\$)	Traded Volume	Number of Trades	Monthly Liquidity % ³	
\$25.65	\$4,609,681.08	47,081	16	17.97%	
\$73.98	\$10,878,275.98	109,087	80	14.70%	
\$9.04	\$614,850.92	6,506	3	6.80%	
\$25.30	\$3,145,845.44	31,227	38	12.44%	
\$6.44	\$1,422,763.99	15,381	5	22.10%	
\$43.10	\$4,821,258.34	46,659	140	11.19%	
\$17.45	\$643,326.19	6,616	41	3.69%	
\$5.40	\$86,461.29	914	10	1.60%	
\$5.63	\$286,087.59	2,965	21	5.09%	
\$30.81	\$4,250,231.82	43,274	87	13.79%	
\$4.23	\$204,339.58	2,159	14	4.83%	
\$0.57	\$59,474.06	646	5	10.44%	
\$9.79	\$752,055.55	9,106	20	7.68%	
\$4.67	\$49,154.67	590	1	1.05%	
\$11.88	\$938,593.58	11,687	21	7.90%	
\$48.77	\$657,911.16	8,143	24	1.35%	
\$2.08	\$0.00	-	-	0.00%	
\$111.63	\$15,293,808.87	147,968	270	13.70%	
\$11.44	\$122,475.63	1,335	5	1.07%	
\$12.00	\$453,476.92	4,672	19	3.78%	
\$1.02	\$1,248,761.15	13,288	9	122.25%	
\$15.36	\$216,285.81	2,492	12	1.62%	
\$42.54	\$3,376,449.38	35,719	51	7.94%	
\$19.20	\$2,442,072.86	27,754	36	12.72%	
\$11.95	\$269,634.72	3,355	41	2.26%	
\$26.66	\$4,615,477.24	59,628	135	17.31%	
\$28.33	\$3,423,126.43	61,133	74	12.08%	
\$17.87	\$6,510,984.86	63,051	248	36.43%	
\$44.23	\$5,452,822.93	36,355	76	12.33%	
\$35.55	\$1,764,404.48	14,606	20	4.96%	
\$27.99	\$719,268.73	4,753	32	2.57%	
\$6.61	\$30,309.90	297	2	0.46%	
\$9.26	\$163,071.37	1,196	11	1.76%	
\$9.31	\$391,352.25	3,344	30	4.20%	
\$7.98	\$542,444.63	5,567	18	6.80%	
\$27.37	\$215,798.20	2,273	12	0.79%	
\$32.11	\$324,328.69	3,249	15	1.01%	
\$211.04	\$892,183.18	8,879	82	0.42%	
\$257.60	\$3,455,557.45	34,586	209	1.34%	
\$202.67	\$891,444.40	8,718	76	0.44%	
\$31.73	\$137,816.88	1,365	31	0.43%	

Prices				
Last	Year High	Year Low	Yield (%) ¹	
\$98.21	\$98.35	\$94.58	4.20%	
\$99.33	\$104.49	\$98.30	4.29%	
\$94.21	\$94.58	\$91.22	4.21%	
\$100.64	\$103.76	\$99.67	4.10%	
\$92.08	\$92.87	\$89.72	4.06%	
\$102.31	\$108.90	\$101.25	4.03%	
\$96.93	\$98.49	\$94.23	4.04%	
\$94.14	\$95.90	\$92.01	4.05%	
\$95.73	\$98.28	\$92.95	4.06%	
\$96.23	\$100.97	\$93.40	4.10%	
\$94.01	\$96.39	\$91.15	4.14%	
\$91.92	\$93.77	\$89.40	4.18%	
\$81.58	\$84.41	\$77.28	4.23%	
\$83.31	\$84.12	\$79.93	4.27%	
\$79.17	\$82.72	\$74.58	4.31%	
\$79.65	\$83.18	\$75.73	4.34%	
\$83.07	\$83.67	\$78.31	4.38%	
\$101.02	\$110.29	\$97.00	4.38%	
\$91.79	\$96.59	\$86.91	4.41%	
\$95.99	\$101.11	\$92.23	4.42%	
\$93.72	\$99.96	\$90.80	4.44%	
\$86.21	\$93.81	\$81.78	4.46%	
\$92.59	\$102.02	\$86.92	4.52%	
\$86.60	\$95.31	\$80.40	4.60%	
\$78.64	\$85.50	\$70.01	4.67%	
\$76.92	\$86.99	\$69.50	4.74%	
\$55.32	\$64.46	\$49.40	4.75%	
\$102.12	\$109.30	\$91.79	4.73%	
\$150.10	\$151.00	\$146.81	1.32%	
\$120.52	\$121.94	\$115.55	1.46%	
\$150.61	\$153.63	\$144.58	1.66%	
\$101.74	\$103.00	\$95.67	1.81%	
\$135.44	\$139.80	\$127.45	1.89%	
\$115.17	\$121.87	\$104.22	1.97%	
\$94.71	\$105.54	\$84.35	2.06%	
\$94.20	\$96.00	\$90.00	8.45%	
\$99.99	\$103.00	\$99.00	7.51%	
\$101.95	\$102.00	\$97.05	6.23%	
\$100.70	\$102.50	\$99.00	6.75%	
\$102.00	\$103.90	\$98.05	7.16%	
\$101.90	\$103.50	\$99.00	8.48%	

Returns					
1 Month Price	1 Year Price	3 Year Price	5 Year Price	10 Year Price	
0.25%	2.29%	-1.45%	n/a	n/a	
-1.58%	-1.27%	-10.52%	-8.82%	6.23%	
-0.37%	1.05%	-4.28%	n/a	n/a	
-2.10%	-2.90%	-14.24%	-13.78%	n/a	
-0.85%	0.49%	-8.29%	n/a	n/a	
-3.69%	-4.02%	-16.14%	-17.08%	-3.01%	
-1.31%	-3.05%	-13.08%	-10.59%	n/a	
-1.70%	-3.20%	-12.69%	-10.70%	n/a	
-1.95%	-3.25%	-14.30%	-11.59%	n/a	
-3.81%	-4.03%	-15.82%	-14.54%	8.51%	
-1.80%	-5.45%	-15.99%	-13.86%	n/a	
-1.72%	-4.71%	-19.64%	-14.22%	n/a	
-2.78%	-3.44%	-13.95%	n/a	n/a	
-0.95%	-4.28%	-15.42%	n/a	n/a	
-3.10%	-4.29%	-14.85%	n/a	n/a	
2.13%	-5.47%	-16.73%	n/a	n/a	
0.00%	-5.81%	n/a	n/a	n/a	
-5.15%	-8.18%	-21.71%	-22.70%	1.02%	
-2.12%	-6.40%	n/a	n/a	n/a	
-4.13%	-8.59%	n/a	n/a	n/a	
-3.55%	n/a	n/a	n/a	n/a	
-4.15%	-8.11%	-21.69%	-21.44%	n/a	
-6.27%	-9.46%	-23.86%	-24		