

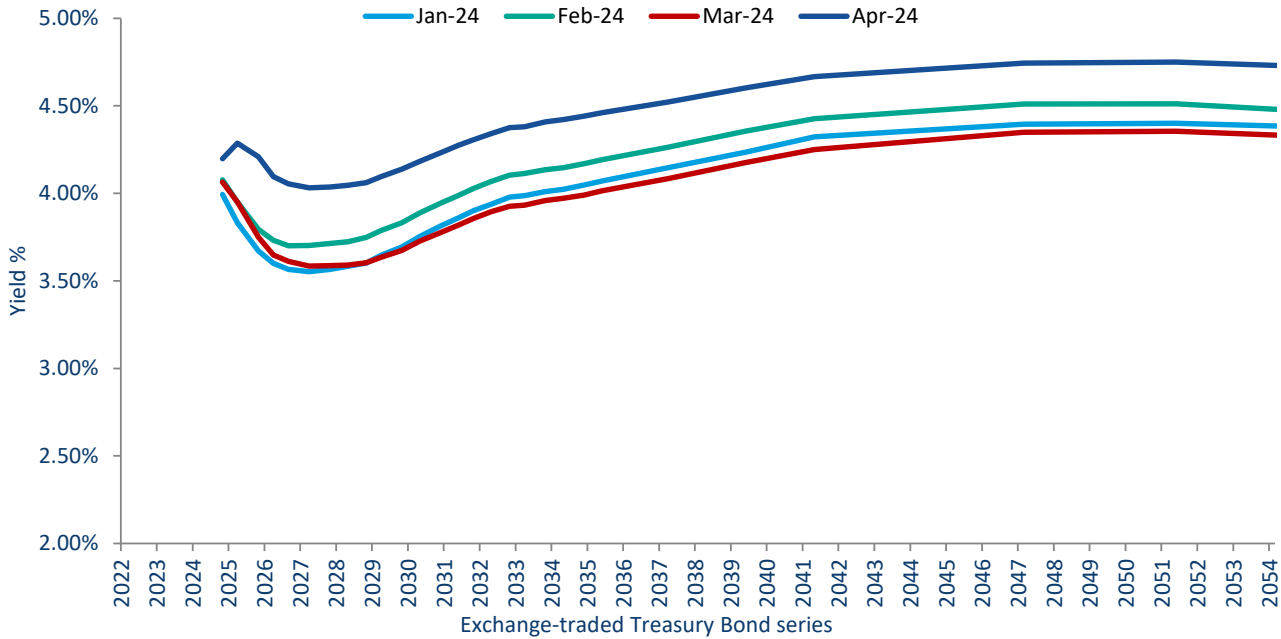


# Bonds: Exchange-traded Australian Government Bonds

Australian Government Bonds Summary - April 2024



## Exchange-traded Treasury Bonds YTM



ASX Code	Coupon	Maturity	YTM as at month end	Mvt from previous	Mthly traded nom. value (\$'000)	Mthly traded vol (units)	No. of trades in month	Ave parcel size (units)	Total CDIs issued
GSBU24	0.25%	21-Nov-24	4.20%	0.13%	\$ 4,609.68	47,081	16	2,943	261,150
GSBG25	3.25%	21-Apr-25	4.29%	0.34%	\$ 10,878.28	109,087	80	1,364	744,830
GSBU25	0.25%	21-Nov-25	4.21%	0.46%	\$ 614.85	6,506	3	2,169	96,000
GSBG26	4.25%	21-Apr-26	4.10%	0.45%	\$ 3,145.85	31,227	38	822	251,350
GSBQ26	0.50%	21-Sep-26	4.06%	0.44%	\$ 1,422.76	15,381	5	3,076	69,900
GSBG27	4.75%	21-Apr-27	4.03%	0.45%	\$ 4,821.26	46,659	140	333	421,220
GSBU27	2.75%	21-Nov-27	4.04%	0.45%	\$ 643.33	6,616	41	161	180,000
GSBI28	2.25%	21-May-28	4.05%	0.46%	\$ 86.46	914	10	91	57,330
GSBU28	2.75%	21-Nov-28	4.06%	0.46%	\$ 286.09	2,965	21	141	58,760
GSBG29	2.75%	21-Apr-29	4.10%	0.46%	\$ 4,250.23	43,274	87	497	320,200
GSBU29	2.75%	21-Nov-29	4.14%	0.46%	\$ 204.34	2,159	14	154	45,000
GSBI30	2.50%	21-May-30	4.18%	0.46%	\$ 59.47	646	5	129	6,200
GSBW30	1.00%	21-Dec-30	4.23%	0.46%	\$ 752.06	9,106	20	455	120,000
GSBK31	1.50%	21-Jun-31	4.27%	0.46%	\$ 49.15	590	1	590	56,000
GSBU31	1.00%	21-Nov-31	4.31%	0.45%	\$ 938.59	11,687	21	557	150,000
GSBI32	1.25%	21-May-32	4.34%	0.45%	\$ 657.91	8,143	24	-	612,270
GSBU32	1.75%	21-Nov-32	4.38%	0.45%	\$ -	-	0	-	25,000
GSBG33	4.50%	21-Apr-33	4.38%	0.45%	\$ 15,293.81	147,968	270	548	1,105,000
GSBU33	3.00%	21-Nov-33	4.41%	0.45%	\$ 122.48	1,335	5	267	124,630
GSBI34	3.75%	21-May-34	4.42%	0.45%	\$ 453.48	4,672	19	246	125,000
GSBW34	3.50%	21-Dec-34	4.44%	0.45%	\$ 1,248.76	13,288	9	1,476	10,900
GSBK35	2.75%	21-Jun-35	4.46%	0.45%	\$ 216.29	2,492	12	208	155,000
GSBG37	3.75%	21-Apr-37	4.52%	0.44%	\$ 3,376.45	35,719	51	700	459,430
GSBK39	3.25%	21-Jun-39	4.60%	0.43%	\$ 2,442.07	27,754	36	771	221,750
GSBI41	2.75%	21-May-41	4.67%	0.42%	\$ 269.63	3,355	41	82	152,000
GSBE47	3.00%	21-Mar-47	4.74%	0.40%	\$ 4,615.48	59,628	135	442	346,530
GSBK51	1.75%	21-Jun-51	4.75%	0.40%	\$ 3,423.13	61,133	74	826	512,150
GSBK54	4.75%	21-Jun-54	4.73%	0.40%	\$ 6,510.98	63,051	248	254	175,000
<b>Total</b>					<b>\$ 71,392.87</b>	<b>762,436</b>	<b>1,426</b>		<b>6,862,600</b>

Information provided does not constitute financial product advice. You should obtain independent advice from an Australian financial services licensee before making any financial decisions. Although ASX Limited ABN 98 008 624 691 and its related bodies corporate ("ASX") has made every effort to ensure the accuracy of the information as at the date of publication, ASX does not give any warranty or representation as to the accuracy, reliability or completeness of the information. To the extent permitted by law, ASX and its employees, officers and contractors shall not be liable for any loss or damage arising in any way (including by way of negligence) from or in connection with any information provided or omitted or from any one acting or refraining to act in reliance on this information.

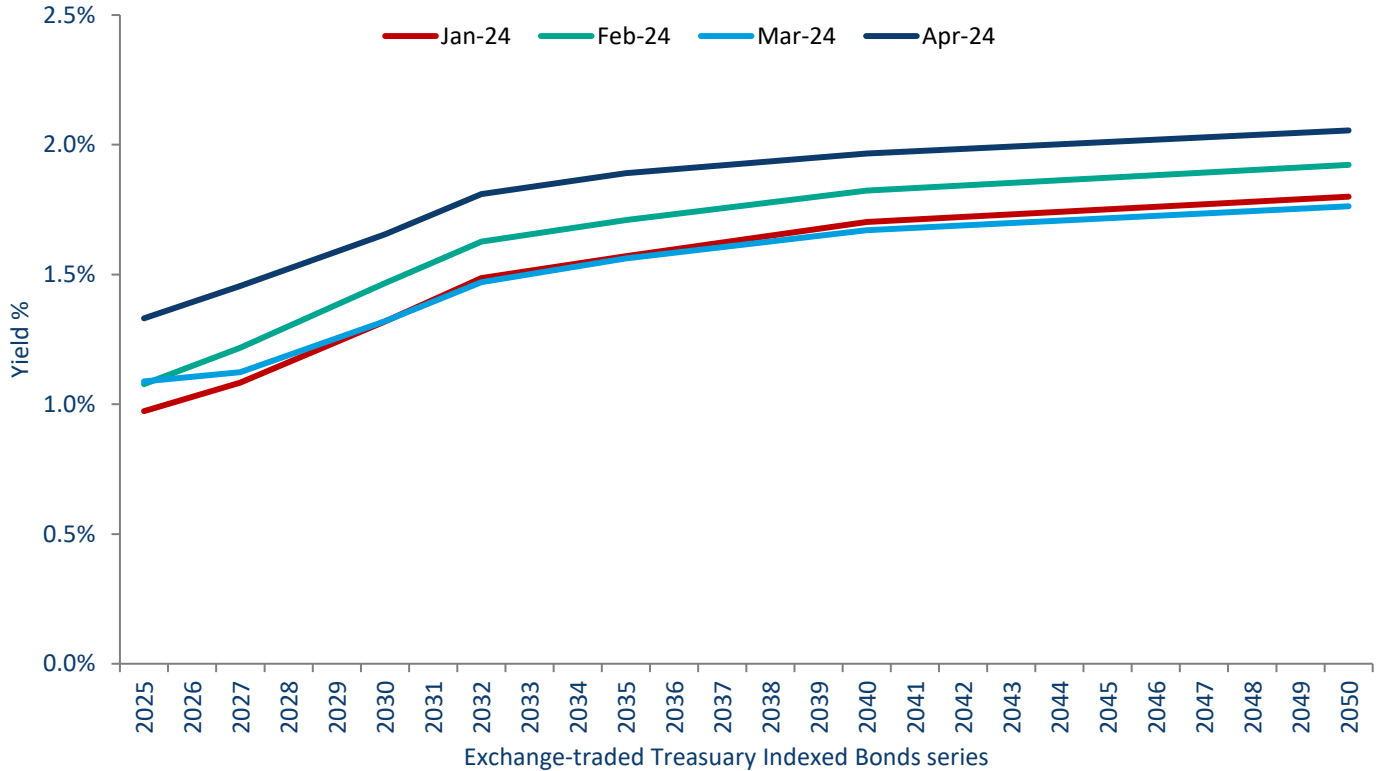


# Bonds: Exchange-traded Australian Government Bonds

## Australian Government Bonds Summary - April 2024



### Exchange-traded Treasury Indexed Bonds YTM's



ASX Code	Coupon	Maturity	YTM as at month end	Mvt from previous month	Mthly traded nom. value (\$'000)	Mthly traded vol (units)	No. of trades in month	Ave parcel size (units)	Total CDIs issued
GSIQ25	3.00%	20-Sep-25	1.33%	0.24%	\$ 5,452.82	36,355	76	535	294,670
GSIU27	0.75%	21-Nov-27	1.46%	0.33%	\$ 1,764.40	14,606	20	478	295,000
GSIQ30	2.50%	20-Sep-30	1.66%	0.33%	\$ 719.27	4,753	32	730	185,820
GSIU32	0.25%	21-Nov-32	1.81%	0.34%	\$ 30.31	297	2	149	65,000
GSIO35	2.00%	21-Aug-35	1.89%	0.33%	\$ 163.07	1,196	11	149	68,370
GSIO40	1.25%	21-Aug-40	1.97%	0.30%	\$ 391.35	3,344	30	109	80,840
GSIC50	1.00%	21-Feb-50	2.06%	0.29%	\$ 542.44	5,567	18	111	84,270
<b>Total</b>					<b>\$ 9,063.67</b>	<b>66,118</b>	<b>189</b>		<b>1,073,970</b>

Information provided does not constitute financial product advice. You should obtain independent advice from an Australian financial services licensee before making any financial decisions. Although ASX Limited ABN 98 008 624 691 and its related bodies corporate ("ASX") has made every effort to ensure the accuracy of the information as at the date of publication, ASX does not give any warranty or representation as to the accuracy, reliability or completeness of the information. To the extent permitted by law, ASX and its employees, officers and contractors shall not be liable for any loss or damage arising in any way (including by way of negligence) from or in connection with any information provided or omitted or from any one acting or refraining to act in reliance on this information.  
 © Copyright 2024 ASX Operations Pty Limited ABN 42 004 523 782. All rights reserved 2024

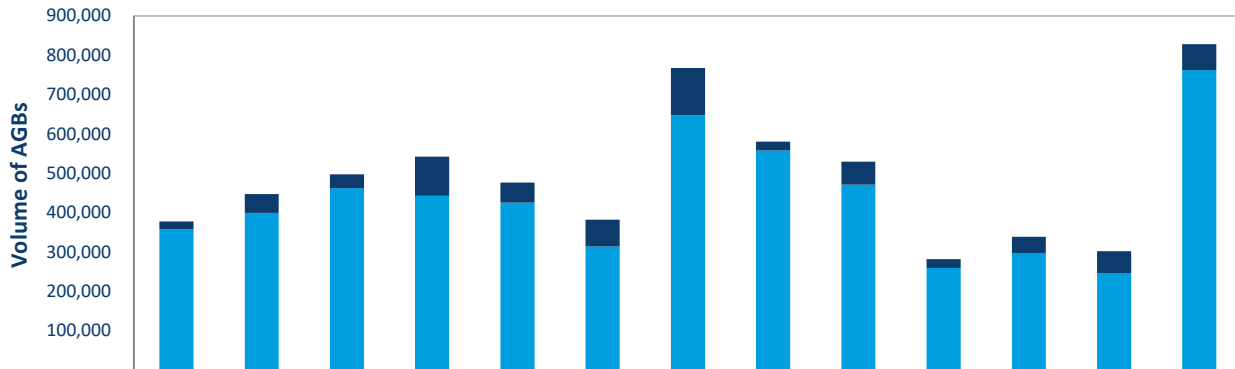


# Bonds: Exchange Traded Australian Government Bonds

Australian Government Bonds Summary - April 2024

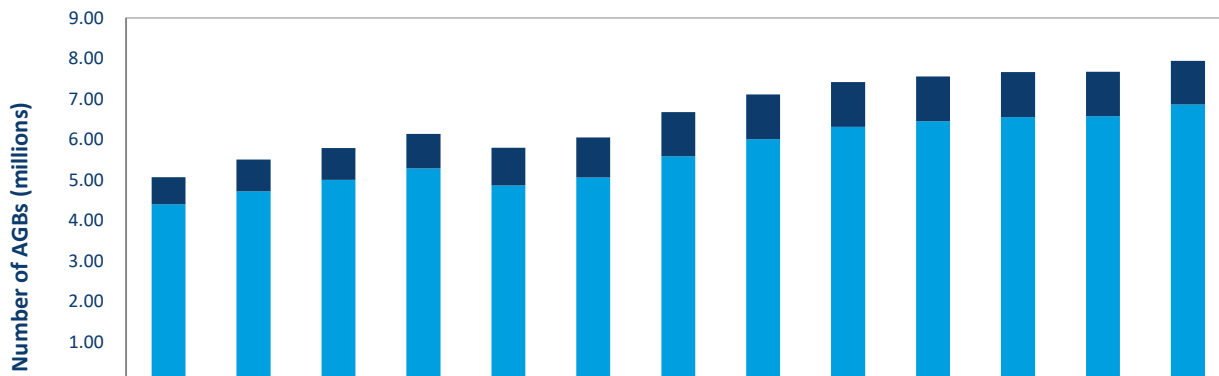


## AGB Monthly traded volume



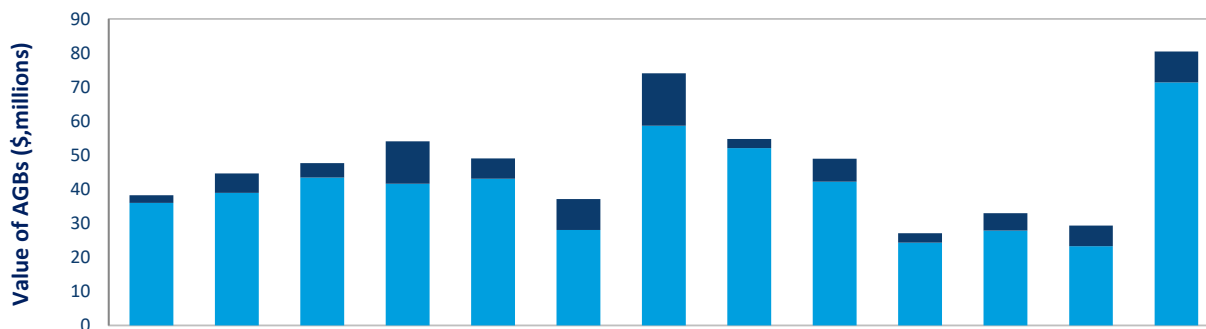
	Apr-23	May-23	Jun-23	Jul-23	Aug-23	Sep-23	Oct-23	Nov-23	Dec-23	Jan-24	Feb-24	Mar-24	Apr-24
■ Treasury Indexed Bonds	19,818	48,249	35,081	99,727	50,398	68,097	120,026	22,225	57,932	22,557	41,438	55,312	66,118
■ Treasury Bonds	358,444	399,437	462,740	443,089	426,061	314,203	647,475	558,393	471,715	260,017	297,872	247,088	762,436

## Total number of AGBs on issue



	Apr-23	May-23	Jun-23	Jul-23	Aug-23	Sep-23	Oct-23	Nov-23	Dec-23	Jan-24	Feb-24	Mar-24	Apr-24
■ Treasury Indexed Bonds	0.66649	0.78826	0.78426	0.84926	0.93326	0.98826	1.09226	1.10526	1.10866	1.10297	1.10997	1.09797	1.07397
■ Treasury Bonds	4.402	4.720	5.003	5.290	4.863	5.065	5.586	6.004	6.310	6.453	6.555	6.575	6.863

## AGB Monthly traded value



	Apr-23	May-23	Jun-23	Jul-23	Aug-23	Sep-23	Oct-23	Nov-23	Dec-23	Jan-24	Feb-24	Mar-24	Apr-24
■ Treasury Indexed Bonds	\$2.26	\$5.72	\$4.24	\$12.52	\$6.00	\$9.07	\$15.35	\$2.65	\$6.73	\$2.71	\$5.14	\$6.08	\$9.06
■ Treasury Bonds	\$35.96	\$38.94	\$43.40	\$41.57	\$43.05	\$28.06	\$58.66	\$52.06	\$42.21	\$24.34	\$27.83	\$23.24	\$71.39

Information provided does not constitute financial product advice. You should obtain independent advice from an Australian financial services licensee before making any financial decisions. Although ASX Limited ABN 98 008 624 691 and its related bodies corporate ("ASX") has made every effort to ensure the accuracy of the information as at the date of publication, ASX does not give any warranty or representation as to the accuracy, reliability or completeness of the information. To the extent permitted by law, ASX and its employees, officers and contractors shall not be liable for any loss or damage arising in any way (including by way of negligence) from or in connection with any information provided or omitted or from any one acting or refraining to act in reliance on this information.

© Copyright 2024 ASX Operations Pty Limited ABN 42 004 523 782. All rights reserved 2024.