Hybrids
Monthly Update - June 2016

Month: Jun-16 **Trading days:** 21 **Period ending:** Thursday, 30 June 2016

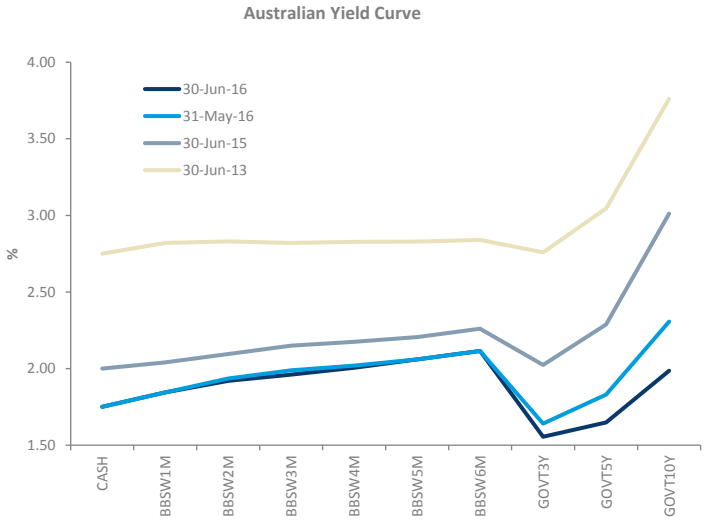

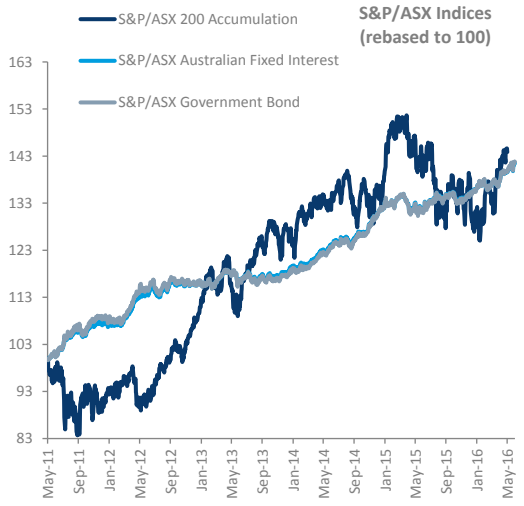

Snapshot by Category

Segment	Number listed	Market Cap $b	Trades Total (#)	Trades per day (#)	Volume (#)	Value $m
Preference Shares, Convertible Preference Shar	40	29.6	28,566	1,360	5,831,568	531.6
Convertible Bonds	11	1.1	906	43	123,531	11.3
Hybrid Securities	13	7.5	7,905	376	1,489,048	132.3
TOTAL	**64**	**38.23**	**37,377**	**1,780**	**7,444,147**	**675.2**

Recent Listings

Entity	ASX Code	Size ($m)	Type	Listing Date	Issue Price	Maturity / Conv / Reset	Interest Rate / Dividend	Distribution Payable	Last Price
Commonwealth Bank of Au	CBAPE	1,450.0	Preference Shares, Convertible F	31-Mar-2016	$100.00	n/a		n/a	$102.60
Macquarie Group Limited	MQGPB	531.0	Preference Shares, Convertible F	21-Dec-2015	$100.00	n/a		n/a	$101.10
AMP Limited	AMPPA	267.5	Preference Shares, Convertible F	01-Dec-2015	$100.00	n/a		n/a	$104.96
Westpac Banking Corporat	WBCPF	1,324.4	Preference Shares, Convertible F	09-Sep-2015	$100.00	n/a		n/a	$98.35
Keybridge Capital Limited	KBCPA	4.4	Preference Shares, Convertible F	22-Jun-2015	$1.00	n/a		n/a	$0.96
Bendigo and Adelaide Ban	BENPF	282.2	Preference Shares, Convertible F	16-Jun-2015	$100.00	n/a		n/a	$95.50
Lakes Oil NL	LKOGA	3.5	Convertible Bonds	21-Apr-2015	$10.00	31-Mar-2017		Semi-Annual	$6.50

*BBSW = Bank Bill Swap Rate

As of the date of this report this security has not traded, the Last Price reflects the Issue Price

Hybrids
Monthly Update - June 2016

Market Capitalisation Trends

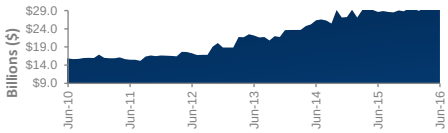

Performance and Trading Activity Breakdown by Category

Preference Shares, Convertible Preference Shares and Capital Notes	Jun-14	Jun-15	% change	Last 12 months Jun-16	% change
Market Cap ($b)	26.3	28.6	8.7%	29.6	3.5%
Number listed (actual)	34	38	11.8%	40	5.3%
Month trades	18,959	26,037	37.3%	28,566	9.7%
Month value ($m)	923.9	515.9	-44.2%	531.6	3.0%

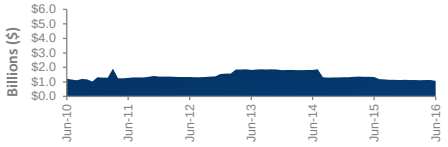

Convertible Bonds	Jun-14	Jun-15	% change	Last 12 months Jun-16	% change
Market Cap ($b)	1.8	1.3	-26.7%	1.1	-20.6%
Number listed (actual)	14	14	0.0%	11	-21.4%
Month trades	1,519	759	-50.0%	906	19.4%
Month value ($m)	36.7	12.7	-65.3%	11.3	-11.5%

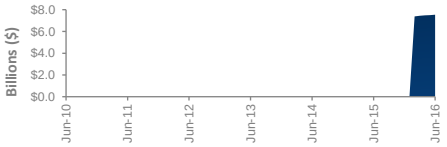

Hybrid Securities	Jun-14	Jun-15	% change	Last 12 months Jun-16	% change
Market Cap ($b)	-	-	#DIV/0!	7.5	#DIV/0!
Number listed (actual)	-	-	#DIV/0!	13	#DIV/0!
Month trades	-	-	#DIV/0!	7,905	#DIV/0!
Month value ($m)	-	-	#DIV/0!	132.3	#DIV/0!

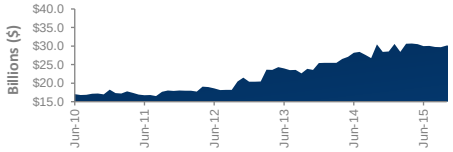

Hybrids	Jun-14	Jun-15	% change	Last 12 months Jun-16	% change
Market Cap ($b)	28.2	30.0	6.4%	38.2	27.6%
Number listed (actual)	48	52	8.3%	64	23.1%
Month trades	20,478	26,796	30.9%	37,377	39.5%
Month value ($m)	960.6	528.7	-45.0%	675.2	27.7%

Annualised Liquidity

Preference Shares, Convertible Pr	22%
Convertible Bonds	13%
Hybrid Securities	21%

*Annualised turnover by Hybrid Category

Most Actively Traded Securities by Value

ASX Code	Security Type	Value ($)	%Value	Volume	%Volume
ELDPA	Preference Shares, Convertible Pr	62,020,272	9.19%	653,002	8.77%
ANZPA	Preference Shares, Convertible Pr	45,954,716	6.81%	459,288	6.17%
CBAPD	Preference Shares, Convertible Pr	39,803,617	5.90%	452,808	6.08%
ANZPC	Preference Shares, Convertible Pr	32,052,031	4.75%	317,214	4.26%
WBCPC	Preference Shares, Convertible Pr	27,473,537	4.07%	273,919	3.68%
TOTAL Top 5		**207,304,173.78**	**30.70%**	**2,156,231**	**28.97%**

Spotlight on Hybrids
Monthly Update - June 2016

ASX

ASX Profiles			Detail						Activity					Prices			Returns			
ASX Code	Issuer	Description	ASX Listed Date	Maturity / Conv / Reset	Coupon	Payment Frequency	Ex Date	Payment Date	Mkt Cap ($m)#	Traded Value ($)	Traded Volume	Number of Trades	Monthly Liquidity %	Last *	Year High	Year Low	1 Month Price Return	1 Year Price Return	3 Year Price Return	5 Year Price Return
Convertible Bonds																				
AFIG	Australian Foundation Investment Compar	Convert Bond 6.25% 28-02-17 Semi Sub Red	22-Dec-11	28-Feb-17	6.25%	Semi-Annual	17-Feb-16	29-Feb-16	$ 207.62	$ 1,700,613.68	15,591	101	0.82%	109.00	119.99	107.01	-0.91%	-6.44%	-4.15%	n/a
AZZG	Antares Energy Limited	Convert Bond 10.00% 30-10-23 Qly Sub Non-Cum	03-Nov-03	30-Oct-23	10.00%	Quarterly	19-Jan-16	29-Jan-16	$ 45.60	$ -	-	-	0.00%	1.92	1.92	1.60	0.00%	5.49%	-4.00%	-6.34%
CGNG	Crater Gold Mining Limited	Convert Bond 10.00% 21-08-17 Semi Sub Cum Red	18-Aug-14	21-Aug-17	10.00%	Semi-Annual	29-Jun-16	06-Jul-16	$ 3.18	$ -	-	-	0.00%	23.00	25.00	23.00	0.00%	-6.12%	n/a	n/a
CGRG	Cml Group Limited	Convert Bond 9.00% 29-01-20 Semi Cum Sub	22-Jan-15	29-Jan-20	9.00%	Semi-Annual	30-Jun-16	12-Jul-16	$ 10.39	$ 5,000.00	5,000	1	0.05%	1.00	1.03	0.90	0.00%	-1.48%	n/a	n/a
CTNG	Contango Microcap Limited	Convert Bond 5.50% 31-03-20 Semi Sub Cum Red	24-Dec-14	31-Mar-20	5.50%	Semi-Annual	24-Mar-16	31-Mar-16	$ 26.50	$ 250,682.20	2,523	28	0.95%	100.00	103.01	98.00	1.01%	-3.10%	n/a	n/a
IANG	IAG Finance (New Zealand) Limited	Convert Bond 3-Bbsw+4.00% Perp Sub Non-Cum Ex Res	12-Jan-05	31-Dec-36	6.03%	Quarterly	08-Sep-16	15-Sep-16	$ 550.00	$ 8,203,845.36	81,825	682	1.49%	100.00	104.83	96.00	0.00%	-3.01%	-2.72%	-2.91%
KBLGA	KBL Mining Limited	Convert Bond 12.00% 16-02-17 Semi Sub Cum Red	01-Sep-11	16-Feb-17	12.00%	Semi-Annual	21-Jun-16	30-Jun-16	$ 6.51	$ 967.50	4,300	1	0.01%	0.23	0.35	0.21	-6.25%	-27.42%	2.74%	n/a
LKOGA	Lakes Oil NL	10% Unsec Red Conv Note Mat. 31-Mar-2017	21-Apr-15	31-Mar-17	10.00%	Semi-Annual	30-Mar-16	08-Apr-16	$ 2.27	$ 3,900.00	600	4	0.17%	6.50	9.80	6.30	-23.53%	-36.89%	n/a	n/a
NFNG	Nufarm Finance (NZ) Limited	Convert Bond 6-Bbsw+1.90% Perp Sub Non-Cum Exh Stp	27-Nov-06	15-Apr-00	6.36%	Semi-Annual	06-Oct-16	17-Oct-16	$ 209.59	$ 1,114,866.87	13,692	89	0.53%	83.50	86.12	79.00	3.09%	-0.60%	10.14%	11.33%
RSGG	Resolute Mining Limited	Convert Bond 10.00% 04-12-17 Qly Cum Red	16-Dec-14	15-Dec-17	10.00%	Quarterly	10-Jun-16	22-Jun-16	$ -	$ -	-	-	#DIV/0!	1.00	1.00	1.00	0.00%	0.00%	n/a	-9.91%
SKSG	Stokes Limited	Convert Bond 10.00% 30-06-17 Qly Sub Cum	18-Jun-14	30-Jun-17	10.00%	Quarterly	23-Jun-16	04-Jul-16	$ 3.28	$ -	-	-	0.00%	0.45	0.50	0.40	0.00%	-10.00%	n/a	n/a
Hybrid Securities																				
AGLHA	AGL Energy Limited.	Hybrid 3-Bbsw+3.80% 08-06-39 Sub Step T-06-19	05-Apr-12	08-Jun-39	5.82%	Quarterly	30-Aug-16	08-Sep-16	$ 663.00	$ 11,844,445.79	116,407	706	1.79%	102.00	106.45	100.00	0.05%	-2.39%	0.00%	n/a
AQHHA	Apt Pipelines Limited	Hybrid 3-Bbsw+4.50% 30-09-72 Sub Cum Red T-03-18	19-Sep-12	30-Sep-72	6.46%	Quarterly	20-Sep-16	30-Sep-16	$ 523.50	$ 6,203,581.14	60,566	462	1.19%	101.65	107.50	100.00	-1.21%	-2.12%	-3.37%	n/a
BENHB	Bendigo and Adelaide Bank Limited	Hybrid 3-Bbsw+1.00% Perp Sub Cum Red	29-Sep-08	Perpetual	2.99%	Quarterly	12-Aug-16	30-Aug-16	$ 13.71	$ 150,427.75	2,275	11	1.10%	65.00	75.50	65.00	-5.11%	-13.33%	-13.33%	-10.34%
CNGHA	Colonial Holding Company Limited	Hybrid 3-Bbsw+3.25% 31-03-37 Sub Cum Red T-3-17	29-Mar-12	31-Mar-37	5.21%	Quarterly	21-Sep-16	30-Sep-16	$ 1,012.50	$ 21,134,082.68	209,057	918	2.09%	101.25	102.86	100.00	-0.39%	0.25%	-0.54%	n/a
CTXHA	Caltex Australia Limited	Hybrid 3-Bbsw+4.50% 15-09-37 Sub Cum Red T-09-17	06-Sep-12	15-Sep-37	6.53%	Quarterly	06-Sep-16	15-Sep-16	$ 566.23	$ 7,264,504.40	70,956	321	1.28%	102.95	106.63	101.00	-0.53%	-1.48%	-0.05%	n/a
CWNHA	Crown Resorts Limited	Hybrid 3-Bbsw+5.00% 14-09-72 Sub Cum Red T-09-18	17-Sep-12	14-Sep-72	7.02%	Quarterly	05-Sep-16	14-Sep-16	$ 508.03	$ 10,683,970.15	112,917	531	2.10%	95.50	104.90	75.40	2.69%	-7.28%	-8.17%	n/a
CWNHB	Crown Resorts Limited	Hybrid 3-Bbsw+4.00% 23-04-75 Sub Cum Red T-07-21	24-Apr-15	23-Apr-75	6.02%	Quarterly	05-Sep-16	14-Sep-16	$ 529.83	$ 14,413,512.13	172,406	887	2.72%	84.10	99.30	62.50	7.86%	-13.21%	n/a	n/a
GMPPA	Goodman Plus Trust	Hybrid 3-Bbsw+1.90% Perp Non-Cum Step	24-Dec-07	Perpetual	0.00%	n/a	00-Jan-00	00-Jan-00	$ 329.75	$ 2,880,307.65	28,550	332	0.87%	100.85	104.99	96.90	0.78%	0.10%	4.29%	29.71%
MBLHB	Macquarie Group Limited	Hybrid 3-Bbsw+1.70% Perp Sub Non-Cum Stap	25-Nov-99	Perpetual	4.16%	Quarterly	29-Jun-16	15-Jul-16	$ 258.04	$ 4,006,550.51	61,082	310	1.55%	64.51	75.50	63.00	-1.81%	-9.78%	-11.02%	-16.22%
NABHA	National Australia Bank Limited	Hybrid 3-Bbsw+1.25% Perp Sub Exch Non-Cum Stap	08-Jul-99	Perpetual	3.24%	Quarterly	28-Jul-16	15-Aug-16	$ 1,290.60	$ 21,819,000.56	335,140	1,604	1.69%	64.53	75.47	63.50	0.37%	-9.75%	-7.81%	-19.06%
ORGHA	Origin Energy Limited	Hybrid 3-Bbsw+4.00% 22-12-71 Sub Cum Red T-12-16	23-Dec-11	22-Dec-71	6.00%	Quarterly	13-Sep-16	22-Sep-16	$ 889.38	$ 18,022,489.30	181,779	1,039	2.03%	98.82	101.24	89.60	-0.97%	-1.17%	-1.57%	n/a
TAHHB	TABCORP Holdings Limited	Hybrid 3-Bbsw+4.00% 22-03-37 Sub Red Step T-03-17	23-Mar-12	22-Mar-37	6.00%	Quarterly	13-Sep-16	22-Sep-16	$ 252.88	$ 3,161,775.06	31,177	163	1.25%	101.15	104.00	98.00	-0.69%	-0.34%	1.46%	n/a
WOWHC	Woolworths Limited	Hyb 3-Bbsw+3.25% 24-11-2036 Subcumred Step T-11-16	25-Nov-11	24-Nov-36	5.25%	Quarterly	15-Aug-16	24-Aug-16	$ 703.75	$ 10,721,551.11	106,736	621	1.52%	100.50	103.90	99.70	-0.30%	-1.52%	-4.19%	n/a
Preference Shares, Converting Preference Shares and Capital Notes																				
AMPPA	AMP Limited	Cap Note 3-Bbsw+5.10% Perp Non-Cum Red T-12-21	01-Dec-15	n/a	n/a	n/a	10-Jun-16	22-Jun-16	$ 280.77	$ 7,424,006.74	71,745	452	2.64%	104.96	106.42	99.92	1.51%	n/a	n/a	n/a
ANZPA	Australia and New Zealand Banking Grou	Cnv Pref 3-Bbsw+3.10% Perp Sub Non-Cum Red T-12-16	18-Dec-09	n/a	n/a	n/a	30-Aug-16	15-Sep-16	$ 1,978.57	$ 45,954,716.46	459,288	2,189	2.32%	100.50	103.34	98.05	0.45%	0.00%	-0.79%	-2.19%
ANZPC	Australia and New Zealand Banking Grou	Cnv Pref 6-Bbsw+3.10% Perp Sub Non-Cum T-09-19	29-Sep-11	n/a	n/a	n/a	16-Aug-16	01-Sep-16	$ 1,356.08	$ 32,052,031.48	317,214	1,354	2.36%	101.20	102.50	96.80	0.20%	1.15%	-0.22%	n/a
ANZPD	Australia and New Zealand Banking Grou	Cap Note 6-Bbsw+3.40% Perp Non-Cum Red T-09-21	08-Aug-13	n/a	n/a	n/a	23-Aug-16	01-Sep-16	$ 1,066.24	$ 14,691,874.60	154,700	1,046	1.38%	95.20	99.99	90.60	0.95%	-2.85%	n/a	n/a
ANZPE	Australia and New Zealand Banking Grou	Cap Note 6-Bbsw+3.25% Perp Non-Cum Red T-03-22	01-Apr-14	n/a	n/a	n/a	15-Sep-16	26-Sep-16	$ 1,492.63	$ 15,355,597.66	165,289	1,102	1.03%	92.71	99.12	87.20	-0.18%	-2.93%	n/a	n/a
ANZPF	Australia and New Zealand Banking Grou	Cap Note 6-Bbsw+3.60% Perp Non-Cum Red T-03-23	06-Mar-15	n/a	n/a	n/a	15-Sep-16	26-Sep-16	$ 893.05	$ 14,416,472.33	155,644	738	1.61%	92.05	100.50	88.00	-1.92%	-7.02%	n/a	n/a
BENPD	Bendigo and Adelaide Bank Limited	Cnv Pref 6-Bbsw+5.00% Perp Non-Cum Red T-12-19	01-Nov-12	n/a	n/a	n/a	25-Nov-16	13-Dec-16	$ 273.93	$ 5,540,781.72	54,598	309	2.02%	101.88	105.95	96.51	0.67%	-0.56%	-3.80%	n/a
BENPE	Bendigo and Adelaide Bank Limited	Cnv Pref 6-Bbsw+3.20% Perp Non-Cum Red T-11-20	13-Oct-14	n/a	n/a	n/a	17-Nov-16	30-Nov-16	$ 274.50	$ 2,963,574.45	31,921	219	1.08%	93.97	98.00	89.00	1.64%	-1.08%	n/a	n/a
BENPF	Bendigo and Adelaide Bank Limited	Cnv Pref 6-Bbsw+4.00% Perp Non-Cum Red T-06-21	16-Jun-15	n/a	n/a	n/a	02-Dec-16	15-Dec-16	$ 269.51	$ 3,397,478.26	35,431	315	1.26%	95.50	100.32	91.00	-2.75%	-1.55%	n/a	n/a
BOQPD	Bank of Queensland Limited	Cnv Pref 6-Bbsw+5.10% Perp Non-Cum Red T-04-20	27-Dec-12	n/a	n/a	n/a	30-Mar-16	15-Apr-16	$ 310.20	$ 3,549,323.05	34,595	221	1.14%	103.40	107.25	100.70	1.25%	-1.52%	-1.66%	n/a
CAMPA	Clime Capital Limited	Convting Pref Perp 7.50% Qly Sub Non-Cum T-05-17	30-Apr-07	n/a	n/a	n/a	04-Jul-16	21-Jul-16	$ 9.21	$ 251,662.70	203,367	37	2.73%	1.25	1.49	1.15	0.40%	-11.07%	-35.49%	-34.99%
CBAPC	Commonwealth Bank of Australia	Cap Note 3-Bbsw+3.80% Perp Non-Cum Red T-12-20	18-Oct-12	n/a	n/a	n/a	06-Sep-16	15-Sep-16	$ 2,006.82	$ 26,854,496.85	267,518	1,723	1.34%	100.34	102.75	97.43	-0.47%	0.29%	-2.59%	n/a
CBAPD	Commonwealth Bank of Australia	Cap Note 3-Bbsw+2.80% Perp Non-Cum Red T-12-24	02-Oct-14	n/a	n/a	n/a	06-Sep-16	15-Sep-16	$ 2,645.37	$ 39,803,616.87	452,808	2,150	1.50%	88.18	94.50	85.29	-2.46%	-2.83%	n/a	n/a
CBAPE	Commonwealth Bank of Australia	Cap Note 3-Bbsw+5.20% Perp Non-Cum Red T-10-21	31-Mar-16	n/a	n/a	n/a	06-Sep-16	15-Sep-16	$ 1,487.70	$ 16,752,648.89	162,953	1,048	1.13%	102.60	103.95	99.90	-1.23%	n/a	n/a	n/a
CGFPA	Challenger Limited	Cnv Pref 3-Bbsw+3.40% Perp Sub Non-Cum Red T-05-22	10-Oct-14	n/a	n/a	n/a	16-Aug-16	25-Aug-16	$ 330.34	$ 5,571,915.67	58,206	306	1.69%	95.75	98.99	88.81	1.86%	1.00%	n/a	n/a
ELDPA	Elders Limited	Cnv Pref 3-Bbsw+2.50% Perp Sub Non-Cum Stp T-06-11	11-Apr-06	n/a	n/a	n/a	17-Jun-09	30-Jun-09	$ 142.50	$ 62,020,272.28	653,002	314	43.52%	95.00	96.01	72.00	9.18%	27.52%	961.45%	128.37%
IAGPC	Insurance Australia Group Limited	Cnv Pref 6-Bbsw+4.00% Perp Sub Non-Cum T-05-19	02-May-12	n/a	n/a	n/a	21-Oct-16	01-Nov-16	$ 383.03	$ 10,409,103.08	103,172	560	2.72%	101.50	104.10	99.25	0.59%	-0.10%	-0.37%	n/a
IVTPA	Inventis Limited	Convert Pref 6-Bbsw+1.90% Perp Sub Non-Cum T-12-16	17-Dec-13	n/a	n/a	n/a	00-Jan-00	00-Jan-00	$ -	$ -	-	-	#DIV/0!	-	-	-	n/a	n/a	n/a	n/a
KBCPA	Keybridge Capital Limited	Convert Bond 7.00% 31-07-20 Qly Cum Red	22-Jun-15	n/a	n/a	n/a	17-Jun-16	21-Jun-16	$ 4.20	$ 77,583.78	80,126	22	1.85%	0.96	1.02	0.90	-0.52%	-4.50%	n/a	n/a
MBLPA	Macquarie Group Limited	Cap Note 6-Bbsw+3.30% Perp Non-Cum Red T-03-23	09-Oct-14	n/a	n/a	n/a	15-Sep-16	26-Sep-16	$ 410.90	$ 7,835,696.85	82,807	447	1.91%	95.69	99.40	89.50	2.45%	-2.36%	n/a	n/a
MQGPA	Macquarie Group Limited	Cap Note 6-Bbsw+4.00% Perp Non-Cum Red T-06-21	11-Jun-13	n/a	n/a	n/a	27-May-16	07-Jun-16	$ 605.94	$ 10,795,968.08	107,614	804	1.78%	100.99	102.30	96.00	1.16%	-0.01%	1.28%	n/a
MQGPB	Macquarie Group Limited	Cap Note 6-Bbsw+5.15% Perp Non-Cum Red T-03-21	21-Dec-15	n/a	n/a	n/a	08-Sep-16	19-Sep-16	$ 536.83	$ 14,372,288.31	142,226	814	2.68%	101.10	101.99	96.66	0.30%	n/a	n/a	n/a
MXUPA	Multiplex Sites Trust	Trans Pref 3-Bbsw+ 3.90% Perp Sub Non-Cum Red Step	20-Jan-05	n/a	n/a	n/a	29-Jun-16	15-Jul-16	$ 318.38	$ 2,459,003.32	34,041	366	0.77%	70.75	84.49	66.50	-2.95%	-14.76%	-13.70%	-12.55%
NABPA	National Australia Bank Limited	Cnv Pref 3-Bbsw+3.20% Perp Non-Cum Red T-03-21	21-Mar-13	n/a	n/a	n/a	02-Sep-16	20-Sep-16	$ 1,475.67	$ 20,283,483.10	209,363	1,443	1.37%	97.45	99.85	93.30	-0.54%	0.60%	-2.72%	n/a
NABPB	National Australia Bank Limited	Cnv Pref 3-Bbsw+3.25% Perp Non-Cum Red T-12-22	18-Dec-13	n/a	n/a	n/a	01-Sep-16	19-Sep-16	$ 1,596.13	$ 21,087,065.70	225,045	1,465	1.32%	92.95	98.40	89.26	-2.41%	-3.09%	n/a	n/a
NABPC	National Australia Bank Limited	Cap Note 3-Bbsw+3.50% Perp Non-Cum Red T-07-23	23-Mar-15	n/a	n/a	n/a	14-Sep-16	23-Sep-16	$ 1,279.46	$ 21,703,597.02	225,730	1,239	1.70%	95.28	99.35	92.31	-1.36%	-1.77%	n/a	n/a
PXUPA	PaperlinX SPS Trust	Trans Pref 6-Bbsw+2.40% Perp Sub Non-Cum	02-Apr-07	n/a	n/a	n/a	17-Jun-11	30-Jun-11	$ 25.94	$ 162,960.96	16,336	21	0.63%	9.10	14.50	7.06	-6.19%	31.88%	30.00%	-72.42%
RHCPA	Ramsay Health Care Limited	Trans Pref 6-Bbsw+ 4.85% Perp Sub Red T-10-10	24-May-05	n/a	n/a	n/a	05-Oct-16	20-Oct-16	$ 267.80	$ 2,434,991.12	23,543	246	0.91%	103.00	105.00	100.00	-0.24%	0.49%	-2.37%	1.58%
SBKHB	Suncorp-Metway Limited .	Cap Note 3-Bbsw+0.75% Perp Cum	24-Dec-10	n/a	n/a	n/a	12-Aug-16	30-Aug-16	$ 54.94	$ 812,313.24	10,592	34	1.48%	76.80	80.00	74.15	-4.00%	0.99%	20.75%	13.78%
SUNPC	Suncorp Group Limited	Cnv Pref 3-Bbsw+4.65% Perp Non-Cum Red T-12-17	07-Nov-12	n/a	n/a	n/a	09-Sep-16	19-Sep-16	$ 565.15	$ 10,550,891.09	103,857	695	1.87%	100.92	107.99	98.65	-1.45%	-0.77%	-2.02%	n/a
SUNPD	Suncorp Group Limited	Cap Note 3-Bbsw+2.85% 22-11-23 Cum Red	23-May-13	n/a	n/a	n/a	12-Aug-16	22-Aug-16	$ 779.24	$ 17,311,292.93	171,015	816	2.22%	101.20	104.00	98.30	0.15%	-1.22%	1.50%	n/a
SUNPE	Suncorp Group Limited	Cnv Pref 3-Bbsw+3.4% Perp Non-Cum Red T-6-22	09-May-14	n/a	n/a	n/a	02-Sep-16	19-Sep-16	$ 381.00	$ 4,714,102.00	48,617	649	1.24%	95.25	100.00	89.88	-4.75%	-1.38%	n/a	n/a
SVWPA	Seven Group Holdings Limited	Trans Pref 3-Bbsw+4.75% Perp Sub Non-Cum Red	30-Apr-10	n/a	n/a	n/a	13-May-16	31-May-16	$ 277.96	$ 5,678,959.05	99,677	545	2.04%	56.00	80.00	48.08	-4.27%	-26.95%	-33.88%	-37.78%
WBCPC	Westpac Banking Corporation	Cnv Pref 6-Bbsw+3.25% Perp Non-Cum Red T-03-18	26-Mar-12	n/a	n/a	n/a	21-Sep-16	30-Sep-16	$ 1,199.47	$ 27,473,536.69	273,919	1,184	2.29%	100.85	102.00	97.10	0.35%	0.86%	-0.62%	n/a
WBCPD	Westpac Banking Corporation	Cap Note 3-Bbsw+3.20% Perp Non-Cum Red T-03-19	12-Mar-13	n/a	n/a	n/a	30-Aug-16	08-Sep-16	$ 1,355.62	$ 21,466,742.34	221,067	1,490	1.58%	97.98	100.50	93.25	0.65%	0.44%	-2.01%	n/a
WBCPE	Westpac Banking Corporation	Cap Note 3-Bbsw+3.05% Perp Non-Cum Red T-09-22	24-Jun-14	n/a	n/a	n/a	14-Sep-16	23-Sep-16	$ 1,178.20	$ 16,215,721.85	179,810	1,072	1.38%	89.90	96.15	86.12	-1.86%	-4.97%	n/a	n/a
WBCPF	Westpac Banking Corporation	Cap Note 3-Bbsw+4.00% Perp Non-Cum Red T-03-21	09-Sep-15	n/a	n/a	n/a	13-Sep-16	22-Sep-16	$ 1,302.57	$ 16,555,267.07	169,162	1,019	1.27%	98.35	100.00	94.20	-0.27%	n/a	n/a	n/a
WCTPA	Westpac Tps Trust	Tr Bond 3-Bbsw+1.00% Perp Sub Non-Cum Stp T-06-16	22-Jun-06	n/a	n/a	n/a	21-Sep-16	30-Sep-16	$ 765.03	$ 1,879,232.48	18,767	79	0.25%	100.30	100.95	97.26	0.25%	2.42%	9.03%	8.67%
WHFPB	Whitefield Limited	Convert Pref 7.00% Perp Semi Sub Non-Cum Res Red	14-Aug-12	n/a	n/a	n/a	27-May-16	14-Jun-16	$ 44.20	$ 743,230.57	6,803	33	1.68%	110.49	115.00	108.70	0.45%	-2.20%	-1.35%	n/a
YCNPA	Yancoal Scn Limited	Convert Pref 7.00% Perp Semi Sub Non-Cum Res	02-Jan-15	n/a	n/a	n/a	20-Jul-16	29-Jul-16	$ -	$ -	-	-	#DIV/0!	-	-	-	n/a	n/a	n/a	n/a

Spotlight on Hybrids
Monthly Update - June 2016

ASX Profiles			Detail						Activity					Prices			Returns			
ASX Code	Issuer	Description	ASX Listed Date	Maturity / Conv / Reset	Coupon	Payment Frequency	Ex Date	Payment Date	Mkt Cap ($m)#	Traded Value ($)	Traded Volume	Number of Trades	Monthly Liquidity %	Last *	Year High	Year Low	1 Month Price Return	1 Year Price Return	3 Year Price Return	5 Year Price Return

All values are as at Jun-16.

Contacts

Australia

Ken Chapman

Head of Debt Capital Markets

+61 2 9227 0094
Ken.Chapman@asx.com.au

Past Performance is not a reliable indicator of future performance.

Information provided does not constitute financial product advice. You should obtain independent advice from an Australian f inancial services licensee before making any financial decisions. Although ASX Limited ABN 98 008 624 691 and its related bodies corporate ("ASX") has made every effort to ensure the accuracy of the information a s at the date of publication, ASX does not give any warranty or representation as to the accuracy, reliability or completeness of the information. To the extent permitted by law, ASX and its employees, officers an d contractors shall not be liable for any loss or damage arising in any way (including by way of negligence) from or in connection with any information provided or omitted or from any one acting or refraining to act in reliance on this information.
© Copyright 2015 ASX Operations Pty Limited ABN 42 004 523 782. All rights reserved 2015