Warrants Market Wrap

Month of	August-09	Trading Days in month	21	Period ending: Mon, 31 August

Most Actively Traded Underlying

ASX Code	Warrant Value	Percent share
ZBH	$64,365,314	17.20%
XJO	$63,234,709	16.90%
BHP	$53,971,378	14.42%
CBA	$23,098,516	6.17%
RIO	$14,527,156	3.88%
Market Total	**$374,163,147**	
Av. per day	**$17,817,293**	

Most Actively Traded Warrants

ASX Code	Warrant Value	Percent share	Warrant Volume
ZBHWSC	$61,216,554	16.36%	1,847,204
BHPXOX	$14,101,142	3.77%	3,721,800
XJOKZW	$8,093,336	2.16%	1,099,522
CBAKZT	$7,533,674	2.01%	1,224,316
BHPXOI	$6,160,975	1.65%	1,509,205
TOTAL Top 5	**$97,105,681**	**25.95%**	

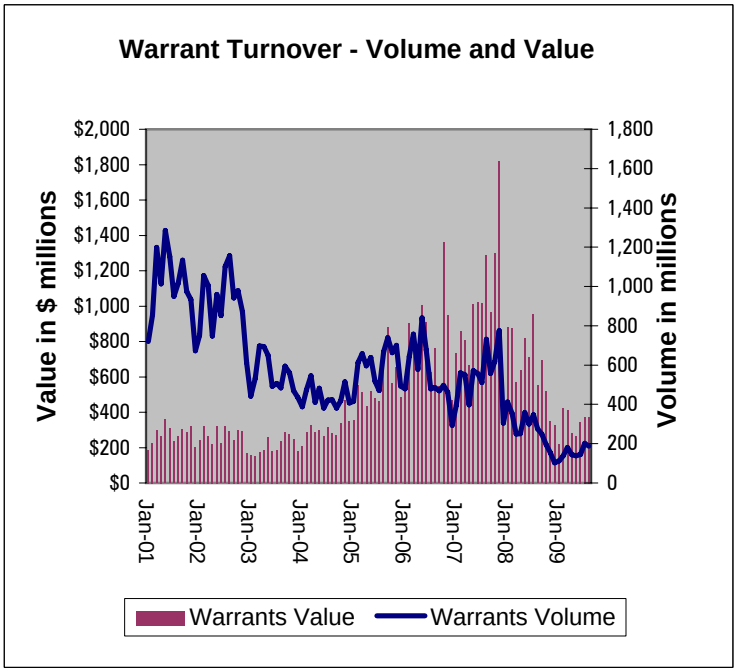

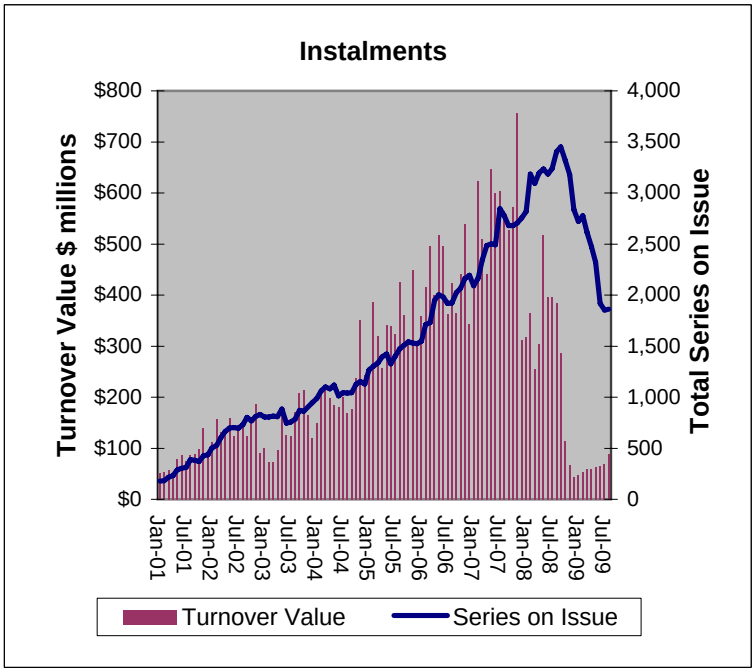

Free ASX Investor and Adviser Education

ASX offers free face to face impartial education for investors and advisers on the ASX quoted warrants market. Hear from ASX lecturers as well as experienced warrant issuers on topics that cover the entire warrant spectrum. To register your interest please visit the following:

For investors register at - www.asx.com.au/keepmeposted

For advisers register at - www.asx.com.au/advisers

Disclaimer: This material is general and summary information only. Any advice or recommendation should be obtained from an Australian financial services licensee or other professional adviser.

Warrants Market Wrap

Month of	August-09	Trading Days in month	21	Period ending:	Mon, 31 August

Warrant Type by Issuer		CHALLENGER	CITIWARRANTS	CBA	CREDIT SUISSE	GOLD CORP	MACQUARIE	RBS	SIGNUM BLUE	UBS	WESTPAC	TOTAL	%
Instalments													
	Vanilla		69	43			197	77		24		410	15%
	Rolling		178				216	159		23	19	595	22%
	Self funding		98				386	188		108	89	869	32%
Endowments		8					2					10	0%
Structured Inv. Products			4		2		24		1	2		33	1%
DLC Warrants *			2				2			2		6	0%
Trading													
	Equity		116				151	111			3	381	14%
	Index		34				44					78	3%
	Currency						4					4	0%
	Commodity					1						1	0%
Knock-out													
	KO Equity		136									136	5%
	KO Index		4									4	0%
MINIs								167				167	6%
TOTAL		**8**	**641**	**43**	**2**	**1**	**1,026**	**702**	**1**	**159**	**111**	**2,694**	

*** Dual Listed Company Warrant**

Warrants - New Listings & Month-end Totals

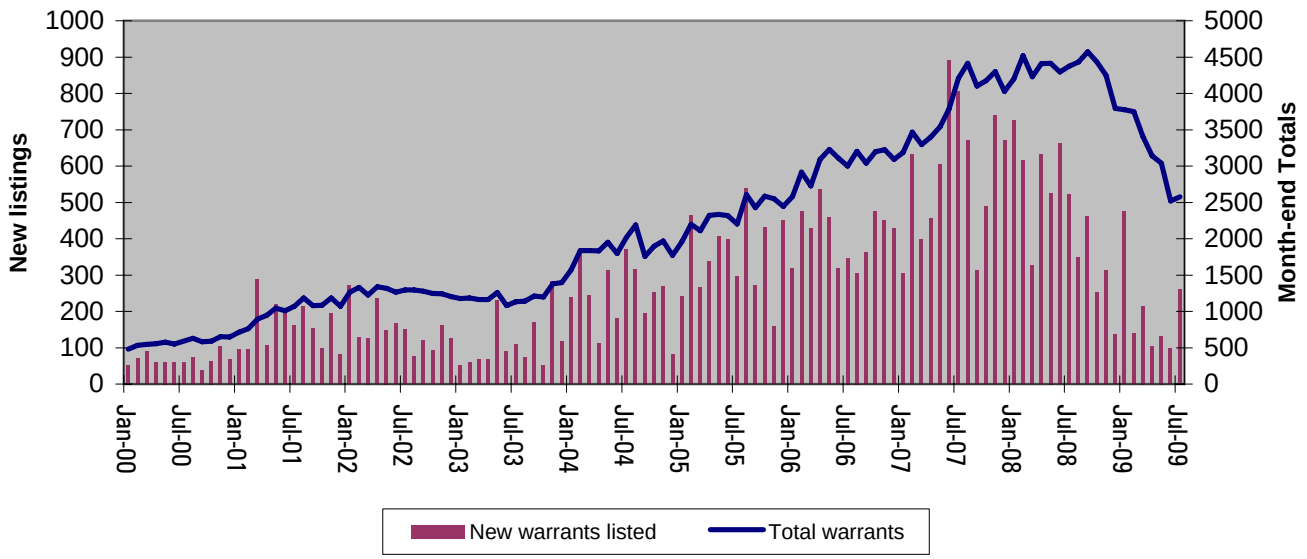

Disclaimer: This material is general and summary information only. Any advice or recommendation should be obtained from an Australian financial services licensee or other professional adviser.