

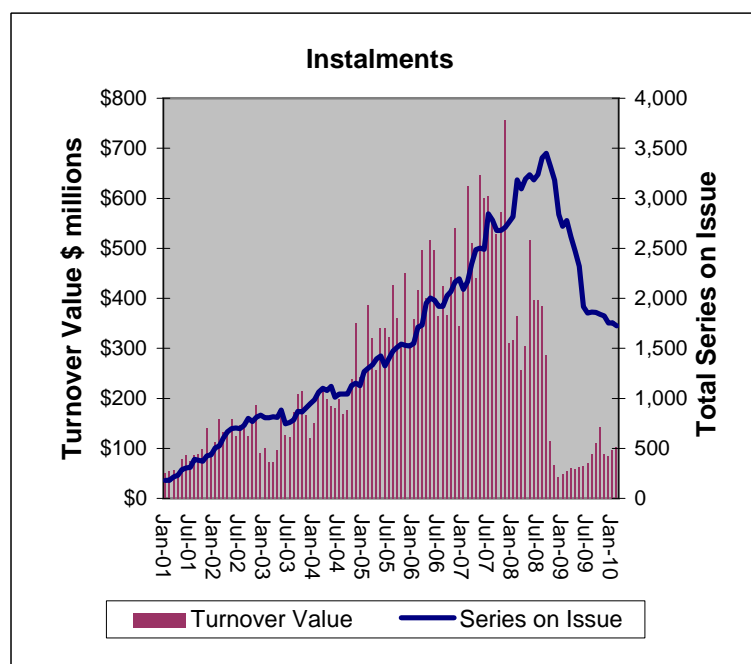
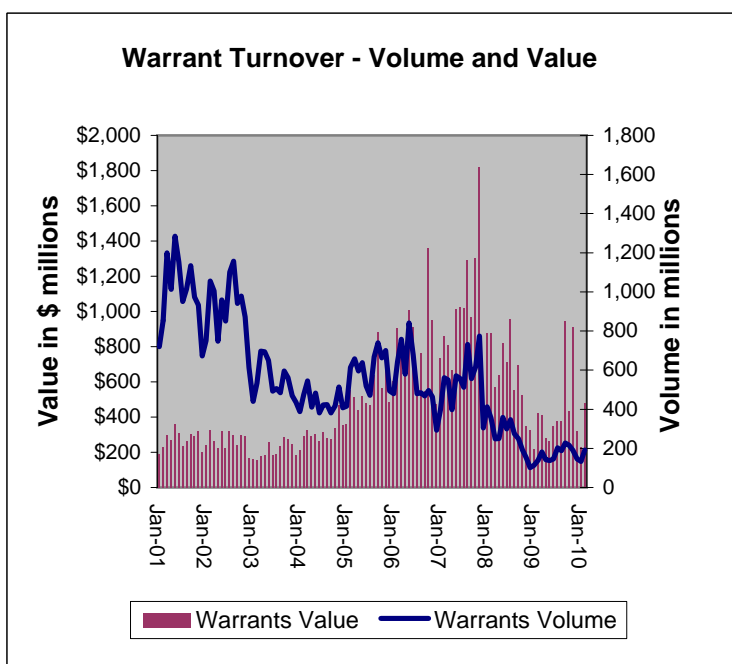
Warrants Market Wrap



Month of February-10 Trading Days in month 20 Period ending: Fri, 26 Feb

Most Actively Traded Underlying		
ASX Code	Warrant Value	Percent share
ZBH	\$140,325,596	29.30%
XJO	\$89,520,350	18.69%
ZRI	\$44,287,300	9.25%
BHP	\$43,452,604	9.07%
CBA	\$26,348,982	5.50%
Market Total	\$478,967,167	
Av. per day	\$23,948,358	

Most Actively Traded Warrants			
ASX Code	Warrant Value	Percent share	Warrant Volume
ZBHWSC	\$50,747,517	10.60%	1,523,808
ZBHWMA	\$41,845,833	8.74%	1,257,372
ZBHWMB	\$41,245,097	8.61%	1,224,980
ZRIWMA	\$34,275,891	7.16%	628,047
BHPXOM	\$16,406,520	3.43%	3,316,600
TOTAL Top 5	\$184,520,858	38.52%	



Learn Warrants Fundamentals

To keep up to date of warrants events and to register your interest visit:

For investors: www.asx.com.au/keepmeposted

For advisers: www.asx.com.au/advisers

ASX Warrants Portfolio Studies

The ASX warrant portfolio studies provide investors with portfolio examples and results of various warrants strategies. To view the portfolio studies and learn how to implement warrant strategies to your portfolio visit www.asx.com.au/warrants

Warrants Market Wrap



ASX

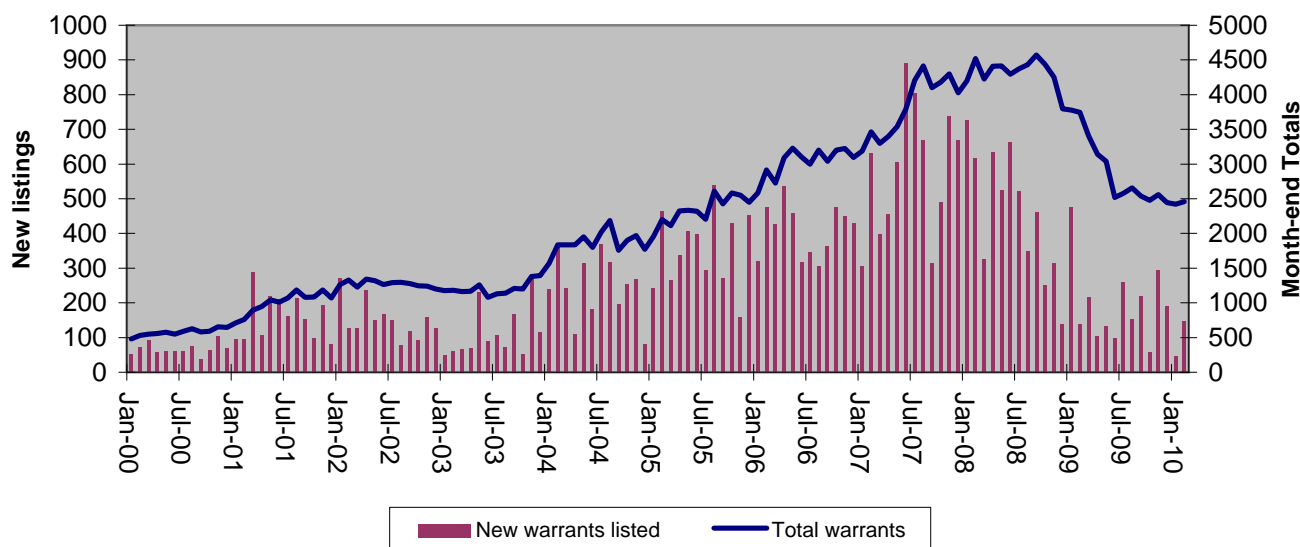
AUSTRALIAN SECURITIES EXCHANGE

Month of February-10 Trading Days in month 20 Period ending: Fri, 26 Feb

Warrant Type by Issuer		CHALLENGER	CITIWARRANT	CBA	CREDIT SUISSE	GOLD CORP	MACQUARIE	RBS	SIGNUM BLUE	UBS	WESTPAC	TOTAL	%
Instalments													
	Vanilla		69	41			183	13		23		329	13%
	Rolling		169				206	133		9		517	21%
	Self funding		120				355	211		112	85	883	36%
	Endowments	8					2					10	0%
	Structured Inv. Products		24		2		18	1	1	2		48	2%
	DLC Warrants *		2				3			2		7	0%
Trading													
	Equity		155				95	56				306	12%
	Index		22				30					52	2%
	Currency						4					4	0%
	Commodity					1						1	0%
Knock-out													
	KO Equity		111									111	5%
	KO Index		13									13	1%
MINIs								177				177	7%
TOTAL		8	685	41	2	1	896	591	1	148	85	2,458	

* Dual Listed Company Warrant

Warrants - New Listings & Month-end Totals



Disclaimer: This material is general and summary information only. Any advice or recommendation should be obtained from an Australian financial services licensee or other professional adviser.