



Metals & Mining Sector Profile

Overview

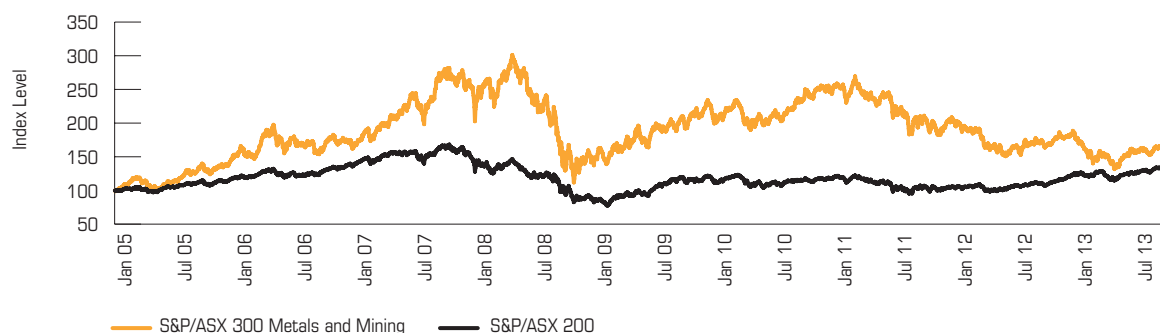
The Metals & Mining sector is the largest industry sector by number of companies with over 742 companies involved in mineral exploration, development and production across 108 countries. The sector comprises several of the world's largest diversified resource companies, including global giants such as BHP Billiton and Rio Tinto, as well as a representation of potential future industry leaders in the mid-tier producers and junior miners. The sector has always been reliant on equity markets to provide capital required for the capital intensive development of mineral projects or the funding of higher risk exploration to locate new deposits. Investors in the Australian market have supported over 400 new junior resource floats in the last 5 years.

Reasons to list Metals & Mining companies on ASX:

- Access to capital:
 - A global market with a wide range of institutional and retail investors
 - Australia has the world's third largest pool of investment fund assets*
- A natural destination for international mining capital - a developed market in one of the world's major mining regions
- Peer Group: list alongside key industry players
- Opportunities for SMEs: a broad service offering for early stage and mature companies

* Source: Investment Company Institute, Worldwide Mutual Fund Market Data, Q2 2013

S&P/ASX 300 Metals and Mining vs S&P/ASX 200



Source: Bloomberg, December 2013

Recent IPOs

ASX CODE	COMPANY NAME	SUB-INDUSTRY*	LISTING DATE	CAPITAL RAISED (A\$ M)	MARKET CAPITALISATION ON LISTING (A\$ M)	LEAD MANAGER/S
BRL	Bathurst Resources (New Zealand) Limited	Diversified Metals & Mining	Jun-13	\$-	\$699.2	
MMC	Marengo Mining Limited	Gold	Jan-13	\$-	\$227.6	
PPM	Primero Mining Corp	Gold	May-13	\$-	\$101.4	
ZER	Zeta Resources Limited	Diversified Metals & Mining	Jun-13	\$-	\$50.6	
CYY	Crescent Resources Corp	Diversified Metals & Mining	Dec-12	\$25.0	\$33.2	n/a
MGS	MGT Resources	Diversified Metals & Mining	Jan-13	\$1.3	\$28.0	n/a
CLZ	Classic Minerals Limited	Diversified Metals & Mining	May-13	\$3.6	\$13.4	n/a
PNL	Paringa Resources Limited	Diversified Metals & Mining	Dec-12	\$10.0	\$11.2	EL&C Baillieu
FTZ	Fertoz Limited	Diversified Metals & Mining	Sep-13	\$4.0	\$7.5	Blackwood Capital
TGN	Tungsten Mining NL	Diversified Metals & Mining	Dec-12	\$5.1	\$6.8	Patersons Securities Ltd

* Bloomberg

Metals & Mining Fact Sheet

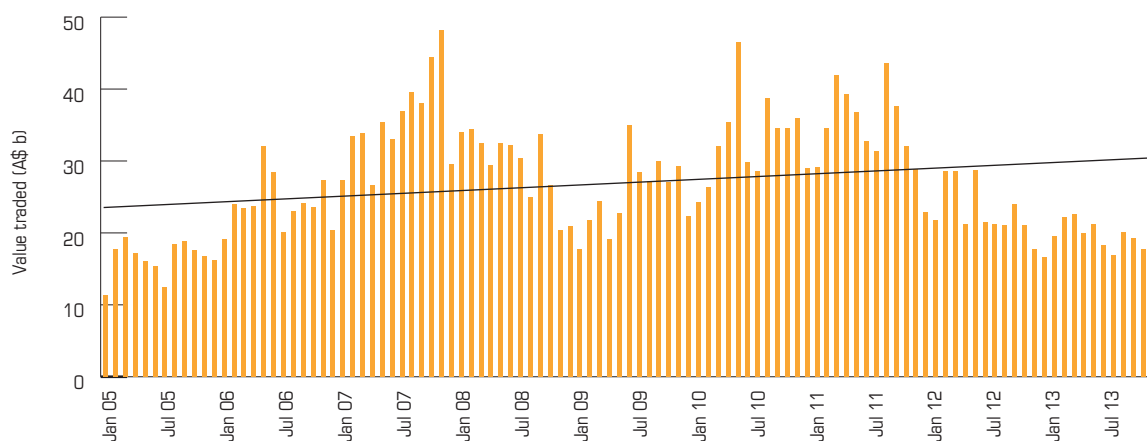
Top 100 Stocks

ASX CODE	COMPANY NAME	MARKET CAPITALISATION (A\$ M)^	SUB-INDUSTRY^	COUNTRY OF INCORPORATION^
BHP	BHP BILLITON LIMITED	\$188,439.7	Diversified Metals & Mining	Australia
RIO	RIO TINTO LIMITED	\$112,945.2	Diversified Metals & Mining	Australia
FMG	FORTESCUE METALS GROUP LTD	\$17,810.9	Steel	Australia
AAI	ALCOA INC	\$8,010.6	Aluminum	United States
AGG	ANGLOGOLD ASHANTI LIMITED	\$5,654.4	Gold	South Africa
NCM	NEWCREST MINING LIMITED	\$5,518.8	Gold	Australia
ILU	ILUKA RESOURCES LIMITED	\$3,651.0	Diversified Metals & Mining	Australia
BSL	BLUESCOPE STEEL LIMITED	\$2,950.1	Steel	Australia
AWC	ALUMINA LIMITED	\$2,890.4	Aluminum	Australia
ARI	ARRIUM LIMITED	\$2,164.7	Steel	Australia
SGM	SIMS METAL MANAGEMENT LIMITED	\$2,025.0	Steel	Australia
RRL	REGIS RESOURCES LIMITED	\$1,374.4	Gold	Australia
MGX	MOUNT GIBSON IRON LIMITED	\$1,139.6	Steel	Australia
AGO	ATLAS IRON LIMITED	\$1,116.9	Steel	Australia
PNA	PANAUST LIMITED	\$1,007.1	Diversified Metals & Mining	Australia
OZL	OZ MINERALS LIMITED	\$955.9	Diversified Metals & Mining	Australia
SFR	SANDFIRE RESOURCES NL	\$943.1	Diversified Metals & Mining	Australia
ZIM	ZIMPLATS HOLDINGS LIMITED	\$818.0	Precious Metals & Minerals	Guernsey
IGO	INDEPENDENCE GROUP NL	\$709.3	Diversified Metals & Mining	Australia
YAL	YANCOAL AUSTRALIA LIMITED	\$651.2	Diversified Metals & Mining	Australia
AQG	ALACER GOLD CORP.	\$619.6	Gold	Canada
BCI	BC IRON LIMITED	\$604.5	Steel	Australia
PPM	PRIMERO MINING CORP	\$601.5	Gold	Canada
LYC	LYNAS CORPORATION LIMITED	\$568.7	Diversified Metals & Mining	Australia
BDR	BEADELL RESOURCES LIMITED	\$553.5	Gold	Australia
SIR	SIRIUS RESOURCES NL	\$516.0	Diversified Metals & Mining	Australia
OGC	OCEANAGOLD CORPORATION	\$468.5	Gold	Canada
CDU	CUDECO LIMITED	\$447.2	Diversified Metals & Mining	Australia
WSA	WESTERN AREAS LIMITED	\$433.1	Diversified Metals & Mining	Australia
SYR	SYRAH RESOURCES LIMITED	\$400.7	Diversified Metals & Mining	Australia
EVN	EVOLUTION MINING LIMITED	\$372.0	Gold	Australia
WDR	WESTERN DESERT RESOURCES LIMITED	\$369.1	Diversified Metals & Mining	Australia
AQP	AQUARIUS PLATINUM LIMITED	\$357.8	Precious Metals & Minerals	Bermuda
GDO	GOLD ONE INTERNATIONAL LIMITED	\$355.3	Gold	Australia
MML	MEDUSA MINING LIMITED	\$341.8	Gold	Australia
SDL	SUNDANCE RESOURCES LIMITED	\$322.6	Steel	Australia
ORE	OROCOBRE LIMITED	\$310.3	Diversified Metals & Mining	Australia
PIR	PAPILLON RESOURCES LIMITED	\$302.1	Gold	Australia
GRR	GRANGE RESOURCES LIMITED	\$300.6	Steel	Australia
MLX	METALS X LIMITED	\$289.6	Diversified Metals & Mining	Australia
NST	NORTHERN STAR RESOURCES LTD	\$284.8	Gold	Australia
PEM	PERILYA LIMITED	\$269.2	Diversified Metals & Mining	Australia
RSG	RESOLUTE MINING LIMITED	\$269.2	Gold	Australia
TGS	TIGER RESOURCES LIMITED	\$256.5	Diversified Metals & Mining	Australia
BSE	BASE RESOURCES LIMITED	\$252.8	Diversified Metals & Mining	Australia
OMH	OM HOLDINGS LIMITED	\$238.3	Diversified Metals & Mining	Bermuda
EVR	ENDEAVOUR MINING CORPORATION	\$220.9	Gold	Cayman Islands
GNM	GUJARAT NRE COKING COAL LIMITED	\$204.2	Diversified Metals & Mining	Australia
MDL	MINERAL DEPOSITS LIMITED	\$203.8	Diversified Metals & Mining	Australia
ATU	ATRUM COAL NL	\$195.3	Diversified Metals & Mining	Australia
JMS	JUPITER MINES LIMITED	\$182.5	Diversified Metals & Mining	Australia
BOC	BOUGAINVILLE COPPER LIMITED	\$180.4	Diversified Metals & Mining	Papua New Guinea
IRD	IRON ROAD LIMITED	\$174.5	Steel	Australia
SLR	SILVER LAKE RESOURCES LIMITED	\$170.6	Gold	Australia
GBG	GINDALBIE METALS LTD	\$164.2	Steel	Australia
BRL	BATHURST RESOURCES (NEW ZEALAND) LIMITED	\$160.1	Diversified Metals & Mining	New Zealand
TRY	TROY RESOURCES LIMITED	\$158.0	Gold	Australia
IRN	INDOPHIL RESOURCES NL	\$156.4	Diversified Metals & Mining	Australia
IAU	INTREPID MINES LIMITED	\$150.2	Gold	Australia

TGZ	TERANGA GOLD CORPORATION	\$145.7	Gold	Canada
IOH	IRON ORE HOLDINGS LIMITED	\$141.8	Steel	Australia
KCN	KINGSGATE CONSOLIDATED LIMITED	\$139.3	Gold	Australia
HCH	HOT CHILI LIMITED	\$133.8	Diversified Metals & Mining	Australia
ELM	ELEMENTAL MINERALS LIMITED	\$133.4	Diversified Metals & Mining	Australia
TBR	TRIBUNE RESOURCES LIMITED	\$130.0	Gold	Australia
GGG	GREENLAND MINERALS AND ENERGY LIMITED	\$129.2	Diversified Metals & Mining	Australia
SBM	ST BARBARA LIMITED	\$124.4	Gold	Australia
KRM	KINGSROSE MINING LIMITED	\$122.5	Gold	Australia
ALK	ALKANE RESOURCES LIMITED	\$121.1	Gold	Australia
SAR	SARACEN MINERAL HOLDINGS LIMITED	\$116.0	Gold	Australia
NGF	NORTON GOLD FIELDS LIMITED	\$111.8	Gold	Australia
NFE	NORTHERN IRON LIMITED	\$111.4	Steel	Australia
PRU	PERSEUS MINING LIMITED	\$109.9	Gold	Australia
ABY	ADITYA BIRLA MINERALS LIMITED	\$106.5	Diversified Metals & Mining	Australia
MCR	MINCOR RESOURCES NL	\$105.4	Diversified Metals & Mining	Australia
PVM	PMI GOLD CORPORATION	\$103.5	Gold	Canada
HGO	HILLGROVE RESOURCES LIMITED	\$102.5	Diversified Metals & Mining	Australia
FML	FOCUS MINERALS LTD	\$100.5	Gold	Australia
FND	FINDERS RESOURCES LIMITED	\$99.3	Diversified Metals & Mining	Australia
SWJ	STONEWALL RESOURCES LIMITED	\$99.1	Gold	Australia
IMD	IMDEX LIMITED	\$96.8	Diversified Metals & Mining	Australia
CKA	COKAL LIMITED	\$91.8	Diversified Metals & Mining	Australia
ATR	ASTRON CORPORATION LIMITED	\$88.1	Diversified Metals & Mining	Hong Kong
CFE	CAPE LAMBERT RESOURCES LIMITED	\$87.8	Steel	Australia
AXZ	AMEX RESOURCES LIMITED	\$87.3	Steel	Australia
TIG	TIGERS REALM COAL LIMITED	\$86.5	Diversified Metals & Mining	Australia
DRM	DORAY MINERALS LIMITED	\$82.2	Gold	Australia
EQX	EQUATORIAL RESOURCES LIMITED	\$78.2	Steel	Australia
CAA	CAPRAL LIMITED	\$78.0	Aluminum	Australia
AVB	AVANCO RESOURCES LIMITED	\$77.2	Diversified Metals & Mining	Australia
RXM	REX MINERALS LIMITED	\$75.5	Diversified Metals & Mining	Australia
ABU	ABM RESOURCES NL	\$75.5	Gold	Australia
AOH	ALTONA MINING LIMITED	\$74.5	Diversified Metals & Mining	Australia
SHD	SHERWIN IRON LIMITED	\$74.0	Steel	Australia
PAN	PANORAMIC RESOURCES LIMITED	\$73.7	Diversified Metals & Mining	Australia
WLF	WOLF MINERALS LIMITED	\$70.3	Diversified Metals & Mining	Australia
KDL	KIMBERLEY DIAMONDS LTD	\$68.6	Diversified Metals & Mining	Australia
CTO	CITIGOLD CORPORATION LIMITED	\$64.9	Gold	Australia
HAO	HAOMA MINING NL	\$64.6	Gold	Australia
FMS	FLINDERS MINES LIMITED	\$63.8	Steel	Australia

^ Bloomberg. Ranked by market capitalisation at 10 December 2013, aggregated across global markets. May exclude companies with suspended securities or subject to poor liquidity where market capitalisation cannot be determined.

Value traded



Source: IRESS

Top Secondary Issuers since July 2012*

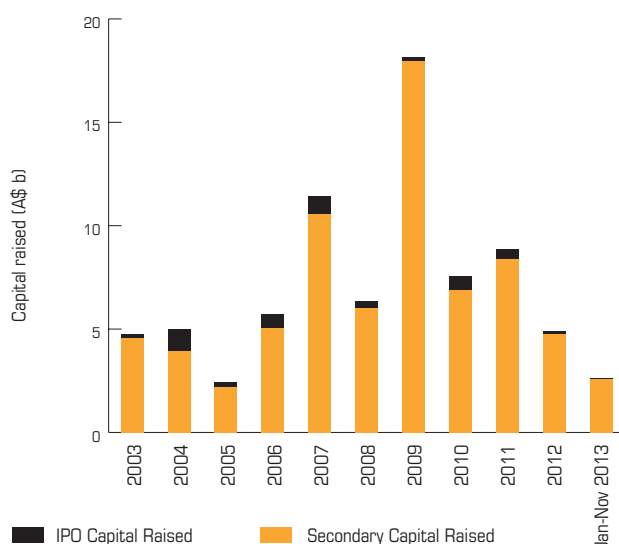
ASX CODE	COMPANY NAME	SUB-INDUSTRY [^]	CAPITAL RAISED (A\$ M)
AWC	Alumina Ltd	Aluminum	\$452.0
FML	Focus Minerals Limited	Gold	\$225.1
LYC	Lynas Corporation Limited	Diversified Metals & Mining	\$175.2
WDR	Western Desert Resources Limited	Diversified Metals & Mining	\$163.1
SIR	Sirius Resources NL	Diversified Metals & Mining	\$161.1
GNM	Gujarat NRE Coking Coal Ltd	Diversified Metals & Mining	\$142.9
OGC	Oceanagold Corporation	Gold	\$90.5
NMG	Noble Mineral Resources Ltd	Gold	\$85.0
IVA	Inova Resources Ltd	Diversified Metals & Mining	\$80.0
JMS	Jupiter Mines Limited	Diversified Metals & Mining	\$76.0

* July 2012 to November 2013. Shows the total capital raised through secondary issues during this period by issuer.

[^] Bloomberg

Source: ASX

Capital Raised by Metals and Mining companies



Disclaimer: This is not intended to be financial product advice. To the extent permitted by law, ASX Limited ABN 98 008 624 691 and its related bodies corporate excludes all liability for any loss or damage arising in any way including by way of negligence. This document is not a substitute for the Operating Rules of the relevant ASX entity and in the case of any inconsistency, the Operating Rules prevail.



© Copyright 2013 ASX Limited ABN 98 008 624 691. All rights reserved 2013.

Information line: 131 279 www.asx.com.au

For this product the market is operated by ASX Limited ACN 008 624 691