

Jun-11

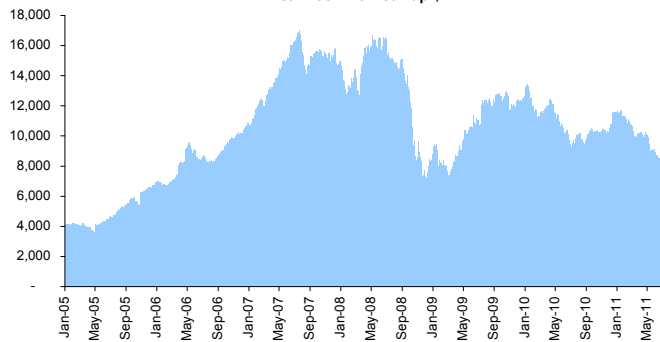
Mkt Cap \$8b

Number of companies 76

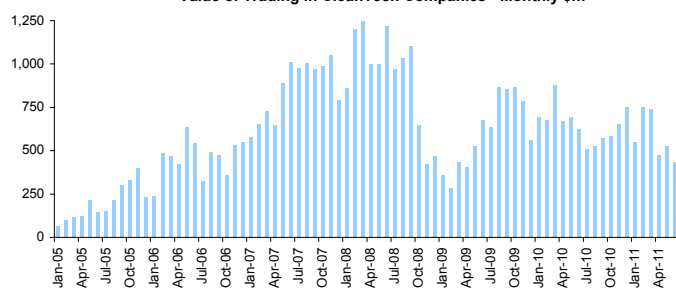
Overview

This sector fact sheet illustrates a number of ASX-listed companies that operate in the renewable energy, alternative fuels, waste & recycling, energy efficiency and carbon sectors, based on constituents of the Australian Clean Tech Index.

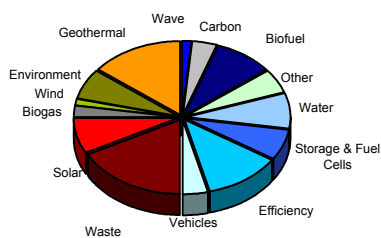
CleanTech Market Cap \$m



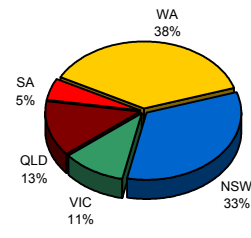
Value of Trading in CleanTech Companies - Monthly \$m



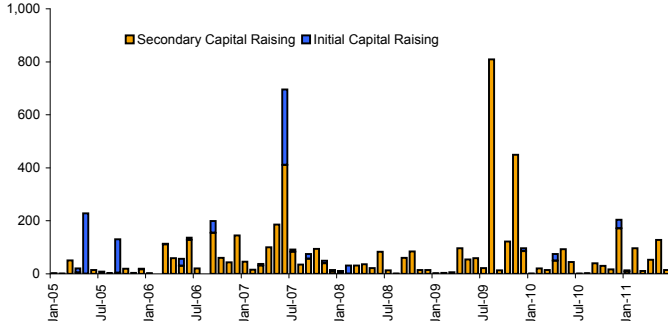
CleanTech Companies by Sector



% of Companies by Head Office - CleanTech



Monthly Equity Capital Raising - CleanTech, \$million raised



Top subsequent issuers FY11

ASX Code	Company Name	Capital Raised, \$m
GXY	Galaxy Resources	\$151.2
SLX	Silex Systems	\$111.9
PEA	Pacific Energy	\$44.8
ORE	Orocobre	\$37.8
CFU	Ceramic Fuel Cells	\$28.8
MBT	Mission Newenergy	\$23.6
SGM	Sims Metal Management	\$21.7
GDY	Geodynamics	\$17.5
CBP	Carbon Polymers	\$13.6
ARW	Australian Renewable Fuels	\$12.2

Constituents^A

ASX Code	Company Name	Market Cap	Sector
SGM	Sims Metal Management	\$3,625 m	Waste
TPI	Transpacific Industries	\$783 m	Waste
SLX	Silex Systems	\$497 m	Solar
ENE	Energy Developments	\$395 m	Biogas
IFN	Infigen Energy	\$267 m	Wind
GXY	Galaxy Resources	\$241 m	Storage & Fuel Cells
ORE	Orocobre	\$212 m	Storage & Fuel Cells
TOX	Tox Free Solutions	\$196 m	Waste
NAN	Nanosonics	\$176 m	Efficiency
PEA	Pacific Energy	\$149 m	Biogas
CFU	Ceramic Fuel Cells	\$144 m	Storage & Fuel Cells
NOE	Novarise Renewable Resources	\$91 m	Waste
CMV	CMA Corporation	\$84 m	Waste
COF	Coffey Environments	\$80 m	Environment
DYE	Dyesol	\$74 m	Solar
WAS	Wasabi Energy	\$70 m	Geothermal
GDY	Geodynamics	\$69 m	Geothermal
CWE	Carnegie Wave Energy	\$68 m	Wave
RFX	RedFlow	\$59 m	Storage & Fuel Cells
GAP	Gale Pacific	\$59 m	Efficiency
COZ	CO2 Group	\$52 m	Carbon
CBD	CBD Energy	\$50 m	Solar
PPG	Pro-Pac Packaging	\$45 m	Efficiency
MBT	Mission NewEnergy	\$42 m	Biofuel
ARW	Australian Renewable Fuels	\$37 m	Biofuel
QTM	Quantum Energy	\$35 m	Solar
CBP	Carbon Polymers	\$34 m	Waste
STP	Stericorp	\$32 m	Waste
DMX	Dolomatrix	\$29 m	Waste
BLG	Bluglass	\$28 m	Efficiency
EHR	Earth Heat Resources	\$23 m	Geothermal
EDE	Eden Energy	\$23 m	Storage & Fuel Cells
SOO	Solco	\$21 m	Solar
AES	Advanced Energy Systems	\$20 m	Efficiency
AEF	Australian Ethical Investment	\$19 m	Other
AEI	Aeris Environmental	\$19 m	Environment
HMC	Hydromet	\$18 m	Water
PHK	Phoslock Water Solutions	\$18 m	Water
GCG	Greencap	\$18 m	Environment
ANQ	AnaeCo	\$15 m	Waste
WRG	Water Resources Group	\$14 m	Water
OEC	Orbital Corporation	\$12 m	Vehicles
VMT	Vmoto	\$12 m	Vehicles
PTR	Petratherm	\$12 m	Geothermal
CNN	Cardia BioPlastics	\$11 m	Efficiency
GRK	Green Rock	\$10 m	Geothermal
AEB	Algae.Tec	\$10 m	Biofuel
CCF	Carbon Conscious	\$10 m	Carbon
ERJ	Enerji	\$10 m	Efficiency
BPO	BioProspect	\$9 m	Other
MDV	Medivac	\$8 m	Waste
EVM	EnviroMission	\$8 m	Solar
HRL	Hot Rock	\$7 m	Geothermal
PAX	Panax Geothermal	\$6 m	Geothermal
GER	Greenearth Energy	\$6 m	Geothermal
EMM	Electrometals	\$5 m	Waste
SWW	Solverdi WordWide Limited	\$5 m	Biofuel
PPY	Papyrus Australia	\$5 m	Waste
JAT	Jat Energy (previously Jatoil)	\$5 m	Biofuel
HTI	Hydrotech International	\$4 m	Water
SOI	Soil Sub Technologies	\$4 m	Other
CLQ	CleanTeQ	\$4 m	Water
ACE	Advanced Engine Components	\$4 m	Vehicles
PEH	Pacific Environment	\$4 m	Environment
ECQ	Eco Quest	\$4 m	Efficiency
INL	Intec	\$4 m	Waste
KEN	KUTH Energy	\$3 m	Geothermal
EGL	Environmental Group	\$3 m	Environment
TEY	Torrens Energy	\$3 m	Geothermal
GHT	Geothermal Resources	\$3 m	Geothermal
TTI	Traffic Technologies	\$3 m	Efficiency
SBI	Sterling Biofuels	\$3 m	Biofuel
WAG	WAG Ltd (PacPyro Ltd)	\$2 m	Carbon
GNV	Green Invest	\$2 m	Other
GEN	Genisis R&D	\$2 m	Biofuel
ISK	Island Sky	\$1 m	Water

Recent IPOs

ASX Code	Company Name	Capital listed,	Lead Manager
NOE	Novarise Renewable Resources	\$99.8	Daiwa
WRG	Water Resources Group	\$49.3	Stonebridge, Patersons
SOI	Soil Sub Technologies	\$43.8	n/a
RFX	RedFlow	\$42.9	n/a
GNV	Green Invest	\$30.6	Novus Capital
ANQ	AnaeCo	\$14.5	Martin Place Securities
GER	Greenearth Energy	\$12.8	Tolhurst
PEH	Pacific Environment	\$10.5	n/a
CCF	Carbon Conscious	\$7.9	n/a
AEB	Algae.Tec	\$5.7	Minc Financial Services

^AThe CleanTech list is based on the ACT Index constituents. Ranked by market capitalisation. May exclude companies with suspended securities or subject to poor liquidity where mkt cap cannot be determined.

Disclaimer: Independent advice from an Australian financial services licensee is needed before making financial decisions. This is not intended to be financial product advice. ASX Limited ABN 98 008 624 691 and its related bodies corporate and their respective directors, employees, agents, servants and boards accept no responsibility for any person acting on or relying on any opinion, advice or information and, to the extent permitted by law, disclaim all liability for any loss howsoever caused (including by reason of negligence) and for any errors, omissions, defects or misstatements (whether negligent or otherwise) contained in this publication. © Copyright 2011 ASX Limited ABN 98 008 624 691. All rights reserved 2011.