

Energy and Utilities Sector Profile



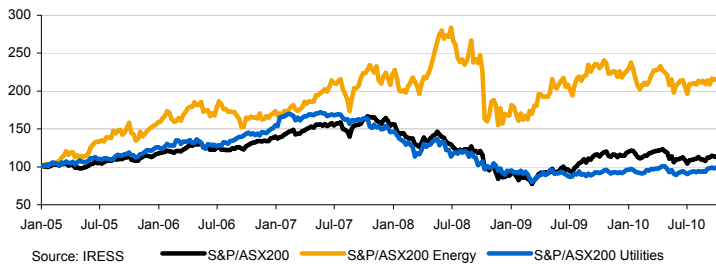
Mar-11 Mkt Cap \$176b no. of companies 287

12 month index performance S&P/ASX200 Energy 7% S&P/ASX200 Utilities -3%

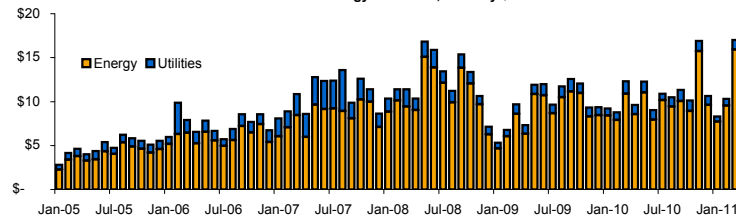
Overview

The listed Energy sector is comprised of companies involved in the exploration and development of Coal, Uranium, Oil & Gas and renewable energy assets. Australia is rich in natural resources and boasts some truly world class energy assets. Australia is the world's largest coal exporter and a major supplier of LNG and Uranium to world markets, in particular Asia. Companies in the utilities sector are generally involved in water, electricity, and gas distribution, generation and infrastructure.

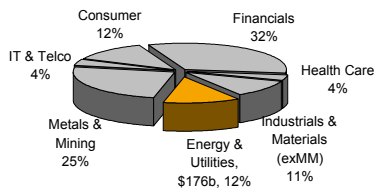
S&P/ASX200 vs S&P/ASX200 Energy & Utilities



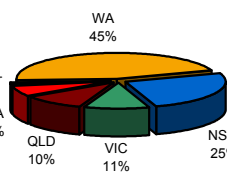
Value Traded - Energy & Utilities, monthly \$billion



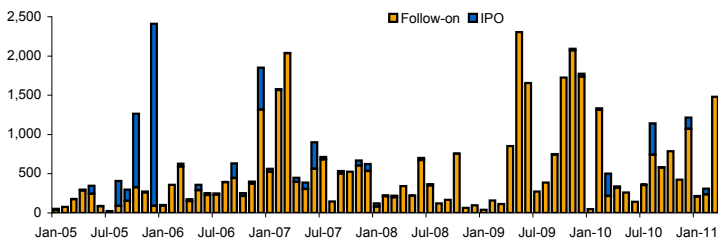
Market Capitalisation by Industry Sector



% of Companies by Head Office - Energy & Utilities



Monthly Equity Capital Raising - Energy & Utilities, \$million raised



Recent IPOs

ASX Code	Company Name	Capital Listed, \$m	Lead Manager/s
DTE	Dart Energy	\$275.4	n/a
BGG	Blackgold International Holdings	\$234.0	Peregrine Corporate
UNV	Universal Coal Plc	\$41.0	Stone Bridge Securities
MAD	Maverick Drilling And Exploration	\$32.5	RBS Morgans
GUF	Guildford Coal	\$32.0	n/a
IOG	Incremental Oil And Gas	\$21.7	n/a
CLR	Carabella Resources	\$15.5	Helmsec Global Capital
AEB	Algae.Tec	\$5.7	Minc Financial Services
EUL	Eclipse Uranium	\$4.1	n/a
JKA	Jacka Resources Limited	\$3.2	Barclay Wells

Top subsequent issuers FY11

ASX Code	Company Name	Capital Raised, \$m
ORG	Origin Energy	\$1,177.3
STO	Santos	\$519.7
GCL	Gloucester Coal	\$441.0
RIV	Riversdale Mining	\$339.0
SKI	Spark Infrastructure Group	\$294.8
KAR	Karoo Gas Australia	\$290.8
AUT	Aurora Oil & Gas	\$198.0
COK	Cockatoo Coal	\$153.3
WPL	Woodside Petroleum	\$138.7
WEC	White Energy Company	\$136.7

Top 100 stocks^

ASX Code	Company Name	Market Cap	Sector
WPL	Woodside Petroleum	\$36,663 m	Oil & Gas
ORG	Origin Energy	\$15,769 m	Integrated Oil & Gas
STO	Santos	\$13,595 m	Oil & Gas
CNA	Coal & Allied Industries	\$10,350 m	Coal
OSH	Oil Search	\$9,348 m	Oil & Gas
WOR	Worleyparsons	\$7,463 m	Oil & Gas, Mining Services
AGK	AGL Energy	\$6,557 m	Utilities
CTX	Caltex Australia	\$4,212 m	Petroleum Refining & Marketing
NHC	New Hope	\$4,135 m	Coal
RIV	Riversdale Mining	\$3,913 m	Coal
AQA	Aquila Resources	\$3,496 m	Coal
MCC	Macarthur Coal	\$3,474 m	Coal
WHC	Whitehaven Coal	\$3,304 m	Coal
PDN	Paladin Energy	\$2,807 m	Uranium
SPN	SP Ausnet	\$2,460 m	Utilities
APA	APA Group	\$2,342 m	Utilities
EXT	Extract Resources	\$1,982 m	Uranium
AZT	Aston Resources	\$1,931 m	Coal
PIH	Prime Infrastructure Group	\$1,724 m	Utilities
KAR	Karoo Gas Australia	\$1,583 m	Oil & Gas
GCL	Gloucester Coal	\$1,545 m	Coal
DUE	DUET Group	\$1,524 m	Utilities
ERA	Energy Resources Of Australia	\$1,516 m	Uranium
SKI	Spark Infrastructure Group	\$1,486 m	Utilities
LNC	Linc Energy	\$1,470 m	Underground Coal Gasification
AUT	Aurora Oil & Gas	\$1,202 m	Oil & Gas
BPT	Beach Petroleum	\$1,066 m	Oil & Gas
CPL	Coalspur Mines	\$1,051 m	Coal
WEC	White Energy Company	\$972 m	Coal Technology
AWE	AWE	\$905 m	Oil & Gas
MRU	Mantra Resources	\$900 m	Uranium
ENV	Envestra	\$858 m	Utilities
HDF	Hastings Diversified Utilities Fund	\$847 m	Utilities
IFZ	Infratil	\$842 m	Utilities
EWC	Energy World	\$757 m	Utilities
BND	Bandanna Energy	\$755 m	Coal
ESG	Eastern Star Gas	\$749 m	Oil & Gas
MCE	Matrix Composites & Engineering	\$668 m	Oil & Gas Equipment & Services
CZA	Coal Of Africa	\$613 m	Coal
GNM	Gujarat NRE Coking Coal	\$590 m	Coal
DTE	Dart Energy	\$511 m	Oil & Gas
COK	Cockatoo Coal	\$498 m	Coal
NXS	Nexus Energy	\$490 m	Oil & Gas
MIO	Miclyn Express Offshore	\$471 m	Oil & Gas Equipment & Services
HZN	Horizon Oil	\$418 m	Oil & Gas
ENE	Energy Developments	\$407 m	Utilities
CIF	Challenger Infrastructure Fund	\$376 m	Utilities
BOW	Bow Energy	\$351 m	Oil & Gas
TSI	Transfield Services Infrastructure	\$347 m	Utilities
HUN	Hunnu Coal	\$318 m	Coal
SSN	Samson Oil & Gas	\$301 m	Oil & Gas
IFN	Infigen Energy	\$282 m	Renewable Energy
ROC	Roc Oil Company	\$282 m	Oil & Gas
EPW	ERM Power	\$270 m	Utilities
EQX	Equatorial Resources	\$269 m	Coal
SXY	Senex Energy	\$269 m	Oil & Gas
SEA	Sundance Energy Australia	\$268 m	Oil & Gas
TAP	Tap Oil	\$266 m	Oil & Gas
NZO	New Zealand Oil & Gas	\$265 m	Oil & Gas
DYL	Deep Yellow	\$254 m	Uranium
PRC	Pike River Coal	\$239 m	Coal
CUE	Cue Energy Resources	\$236 m	Oil & Gas
CVN	Carnarvon Petroleum	\$234 m	Oil & Gas
RES	Resource Generation	\$226 m	Coal
CNX	Carbon Energy	\$225 m	Underground Coal Gasification
MPO	Molopo Australia	\$225 m	Oil & Gas
NEC	Northern Energy	\$218 m	Coal
AFR	African Energy Resources (Guernsey)	\$211 m	Uranium
GUF	Guildford Coal	\$200 m	Energy
NCR	Nucoal Resources	\$196 m	Coal
BGG	Blackgold International Holdings	\$185 m	Coal
BKY	Berkeley Resources	\$176 m	Uranium
TXN	Texon Petroleum	\$171 m	Oil & Gas
RIA	Rialto Energy	\$161 m	Oil & Gas
NDO	Nido Petroleum	\$151 m	Oil & Gas
FAR	FAR	\$149 m	Oil & Gas
PEA	Pacific Energy	\$142 m	Utilities
KRL	Kangaroo Resources	\$140 m	Coal
CLR	Carabella Resources	\$137 m	Coal
EGO	Empire Oil & Gas NI	\$137 m	Oil & Gas
DLS	Drillsearch Energy	\$136 m	Oil & Gas
NGE	New Guinea Energy	\$135 m	Oil & Gas Equipment & Services
AZZ	Antares Energy	\$127 m	Oil & Gas
CCC	Continental Coal	\$123 m	Coal
CWK	Coalworks	\$122 m	Coal
COE	Cooper Energy	\$120 m	Oil & Gas
MEQ	Meo Australia	\$116 m	Oil & Gas
EPX	Ethane Pipeline Income Fund	\$110 m	Utilities
SMR	Stanmore Coal	\$109 m	Coal
LNG	Liquefied Natural Gas	\$108 m	Oil & Gas Storage & Transportation
EPG	European Gas	\$108 m	Oil & Gas
OEL	Otto Energy	\$107 m	Oil & Gas
ICN	Icon Energy	\$106 m	Oil & Gas
REY	Rey Resources	\$104 m	Coal
ENR	Encounter Resources	\$101 m	Uranium
GDY	Geodynamics	\$101 m	Renewable Energy
MGN	Magellan Petroleum	\$99 m	Oil & Gas
BMN	Bannerman Resources	\$98 m	Uranium
TOE	Toro Energy	\$96 m	Uranium
NEN	Neon Energy	\$95 m	Oil & Gas

^Ranked by market capitalisation. May exclude companies with suspended securities or subject to poor liquidity where mkt cap cannot be determined.

Disclaimer: Independent advice from an Australian financial services licensee is needed before making financial decisions. This is not intended to be financial product advice. ASX Limited ABN 98 008 624 691 and its related bodies corporate and their respective directors, employees, agents, servants and boards accept no responsibility for any person acting on or relying on any opinion, advice or information and, to the extent permitted by law, disclaim all liability for any loss howsoever caused (including by reason of negligence) and for any errors, omissions, defects or misstatements (whether negligent or otherwise) contained in this publication. © Copyright 2011 ASX Limited ABN 98 008 624 691. All rights reserved 2011.