

Financial Sector Profile



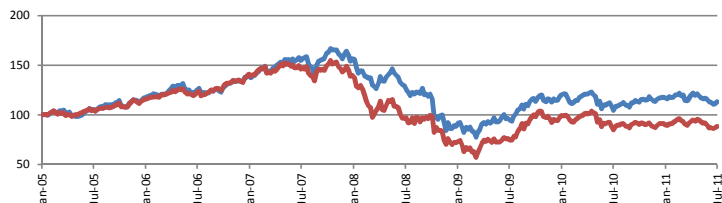
Jun-11 Mkt Cap \$455.7b no. of companies 288

12 month index performance 4%

Overview

The financial sector is the largest industry sector by capitalisation and consists of trading and investment banks, asset managers, insurance companies, REITs and other providers of financial services. Due to compulsory superannuation Australia has the 4th largest pension fund pool in the world, creating a favourable environment for banks, asset management, financial planning and insurance companies.

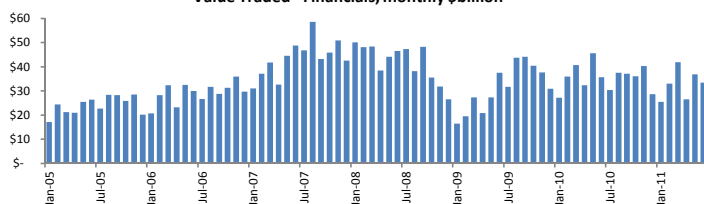
S&P/ASX200 vs S&P/ASX200 Financials



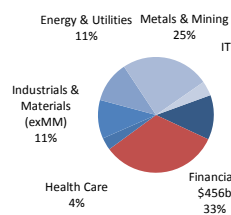
Source: IRESS

— S&P/ASX200 — S&P/ASX200 Financials

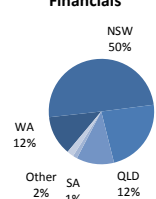
Value Traded - Financials, monthly \$billion



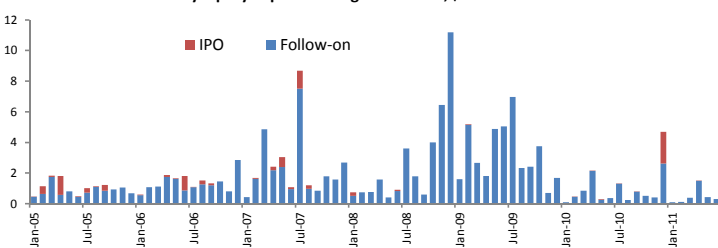
Market Capitalisation by Industry Sector



% of Companies by Head Office - Financials



Monthly Equity Capital Raising - Financials, \$billion raised



Recent IPOs

ASX Code	Company Name	Capital Listed, \$m	Lead Manager
WRT	Westfield Retail Trust	\$ 8,399.0	N/A
CUP	Countplus	\$ 154.3	N/A
AZF	Australian Social Infrastructure Fund	\$ 42.7	N/A
AFV	Aurora Funds	\$ 18.0	N/A
ZHE	Zheng He Global Capital Limited	\$ 4.3	N/A
MRJ	Meridien Resources Limited	\$ 3.4	N/A
SUN	Suncorp-Metway	\$ -	N/A

Top subsequent issuers FY11

ASX Code	Company Name	Capital Raised, \$m
AMP	AMP	\$4,019.4
ANZ	ANZ	\$1,331.3
NAB	National Australia Bank	\$1,145.9
CBA	Commonwealth Bank	\$1,088.7
QBE	QBE Insurance Group	\$913.1
WBC	Westpac	\$691.7
CFX	CFS Retail Property Trust	\$610.4
GMG	Goodman Industrial Trust	\$450.0
CPA	Commonwealth Property Office Fund	\$317.0
MGR	Mirvac	\$196.6

Top 100 stocks^A

ASX Code	Company Name	Market Cap	Sector
CBA	Commonwealth Bank	\$81,517 m	Banks
WBC	Westpac	\$66,995 m	Banks
ANZ	ANZ	\$57,139 m	Banks
NAB	National Australia Bank	\$55,591 m	Banks
WDC	Westfield Group	\$19,996 m	REITs
QBE	QBE Insurance Group	\$18,848 m	Insurance
AMP	AMP	\$13,749 m	Insurance
MGG	Macquarie Group	\$10,839 m	Diversified Financials
SUN	Suncorp-Metway	\$10,473 m	Insurance
WRT	Westfield Retail Trust	\$8,277 m	REITs
SGP	Stockland	\$8,126 m	REITs
IAG	Insurance Australia Group	\$7,069 m	Insurance
GPT	General Property Trust	\$5,863 m	REITs
ASX	ASX	\$5,333 m	Diversified Financials
GMG	Goodman Industrial Trust	\$5,213 m	REITs
CFX	CFS Retail Property Trust	\$5,154 m	REITs
LLC	Lend Lease	\$5,121 m	Real Estate
AFI	Australian Foundation Investment Company	\$4,495 m	Listed Investment Companies
MGR	Mirvac	\$4,271 m	REITs
DXS	Dexus Diversified Trust	\$4,258 m	REITs
ARG	Argo Investments	\$3,478 m	Listed Investment Companies
BEN	Bendigo And Adelaide Bank	\$3,192 m	Banks
SOL	Washington H Soul Pattinson & Company	\$3,126 m	Diversified Financials
CGF	Challenger Financial Services Group	\$2,438 m	Diversified Financials
PTM	Platinum Asset Management	\$2,313 m	Diversified Financials
CPA	Commonwealth Property Office Fund	\$2,303 m	REITs
MLT	Milton	\$1,924 m	Listed Investment Companies
BOQ	Bank Of Queensland	\$1,841 m	Banks
IOF	Investa Office Fund	\$1,760 m	REITs
CQO	Charter Hall Office	\$1,653 m	REITs
ALZ	Australand	\$1,650 m	REITs
ILOF	IOOF	\$1,517 m	Diversified Financials
HGG	Henderson Group Plc.	\$1,367 m	Diversified Financials
PPT	Perpetual	\$1,114 m	Diversified Financials
CQR	Charter Hall Retail	\$977 m	REITs
BWP	BWP Trust	\$952 m	REITs
ABP	Abacus Group	\$874 m	REITs
FKP	FKP	\$829 m	Real Estate
DJW	Djerriwarrh Investments	\$820 m	Listed Investment Companies
CER	Centro Retail	\$766 m	REITs
AUI	Australian United Investment Company	\$680 m	Listed Investment Companies
NHF	NIB	\$674 m	Insurance
CMW	Cromwell	\$666 m	REITs
CHC	Charter Hall	\$659 m	REITs
FXL	Flexigroup	\$572 m	Diversified Financials
BKI	BKI Investment Company	\$512 m	Listed Investment Companies
CDI	Challenger Diversified Property Group	\$500 m	REITs
PPC	Peet	\$466 m	Real Estate
UOS	United Overseas Australia	\$459 m	Real Estate
GOZ	Growthpoint Properties Australia	\$450 m	REITs
CIN	Carlton Investments	\$449 m	Listed Investment Companies
DUI	Diversified United Investment	\$448 m	Listed Investment Companies
EDT	EDT Retail Trust	\$423 m	Real Estate
BTT	BT Investment Management	\$400 m	Diversified Financials
AUB	Austbrokers	\$347 m	Insurance
THG	Thakral	\$316 m	REITs
TWR	Tower	\$311 m	Insurance
LEP	ALE Property Group	\$303 m	REITs
CDP	Carindale Property Trust	\$301 m	REITs
WBB	Wide Bay Australia	\$300 m	Banks
SRV	Servcorp	\$281 m	Real Estate
COU	Count Financial	\$260 m	Diversified Financials
AGF	AMP Capital China Growth Fund	\$259 m	Listed Investment Companies
APZ	Aspen Group	\$255 m	REITs
MIR	Mirrabooka Investments	\$252 m	Listed Investment Companies
CWP	Cedar Woods Properties	\$247 m	Real Estate
MFF	Magellan Flagship Fund	\$238 m	Listed Investment Companies
MYS	MyState	\$237 m	Diversified Financials
EZL	Euroz	\$227 m	Diversified Financials
GMI	Global Mining Investments	\$218 m	Listed Investment Companies
HHV	Hunter Hall Global Value	\$214 m	Listed Investment Companies
WHF	Whitefield	\$214 m	Listed Investment Companies
CVV	Clearview Wealth	\$213 m	Diversified Financials
TSO	Tishman Speyer Office Fund	\$210 m	REITs
FRI	Finbar Group	\$205 m	Real Estate
VPG	Valad Property Group	\$201 m	REITs
MFG	Magellan Financial Group	\$196 m	Diversified Financials
OCP	Oceania Capital Partners	\$196 m	Listed Investment Trusts
BFG	Bell Financial Group	\$195 m	Diversified Financials
PMC	Platinum Capital	\$191 m	Listed Investment Companies
IMF	IMF (Australia)	\$191 m	Diversified Financials
TRU	The Trust Company	\$178 m	Diversified Financials
CTN	Contango Microcap	\$174 m	Listed Investment Companies
KAM	K2 Asset Management	\$168 m	Diversified Financials
AJA	Astro Japan Property	\$165 m	REITs
BPA	Brookfield Prime Property Fund	\$164 m	REITs
WAM	WAM Capital	\$163 m	Listed Investment Companies
DVN	Devine	\$159 m	Real Estate
LRF	Linq Resources Fund	\$155 m	Listed Mining Investment Company
RHG	RHG	\$155 m	Banks
MOC	Mortgage Choice	\$149 m	Banks
HFA	HFA	\$144 m	Diversified Financials
AEU	Australian Education Trust	\$140 m	REITs
HHI	Hunter Hall International	\$140 m	Diversified Financials
AMH	Amcil	\$139 m	Listed Investment Companies
SDG	Sunland Group	\$138 m	Real Estate
CUP	Countplus	\$136 m	Diversified Financials
FPG	Forest Place Group	\$132 m	Real Estate
AVJ	AV Jennings	\$129 m	Real Estate
WIC	Westoz Investment Company	\$128 m	Listed Investment Companies

^ARanked by market capitalisation. May exclude companies with suspended securities or subject to poor liquidity where mkt cap cannot be determined.

Disclaimer: Independent advice from an Australian financial services licensee is needed before making financial decisions. This is not intended to be financial product advice. ASX Limited ABN 98 008 624 691 and its related bodies corporate and their respective directors, employees, agents, servants and boards accept no responsibility for any person acting on or relying on any opinion, advice or information and, to the extent permitted by law, disclaim all liability for any loss howsoever caused (including by reason of negligence) and for any errors, omissions, defects or misstatements (whether negligent or otherwise) contained in this publication. © Copyright 2011 ASX Limited ABN 98 008 624 691. All rights reserved 2011.