

# Industrials and Materials (excluding Metals & Mining) Sector Profile



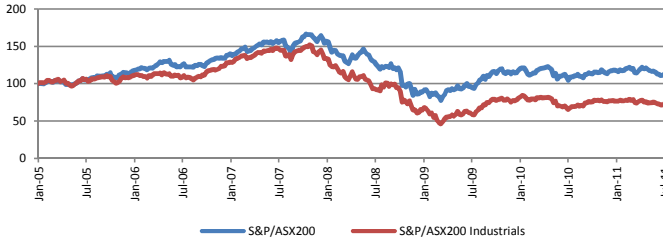
Jun-11 Mkt Cap \$149.7b no. of companies 243

12 month index performance 11%

## Overview

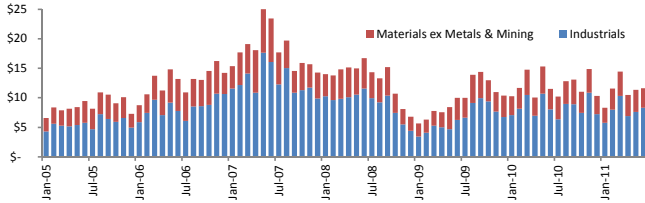
The Industrial sector consists of a broad range of companies involved in construction and engineering, infrastructure, transport and commercial services. Industrial companies are generally regarded as being cyclical having earnings leverage to levels of capital investment and operational expenditure in the economy. Many large cap Industrials have branched out of the home market and established a presence in Asia, US, Europe and the Middle East. The Materials (excluding Metals and Mining) sector includes producers of agricultural commodities, fertilisers, paper and forestry products, chemicals and building materials.

S&P/ASX200 vs S&P/ASX200 Industrials

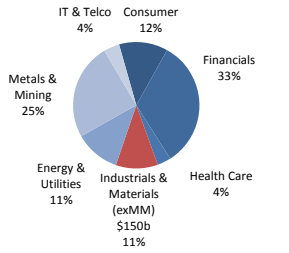


Source: IRESS

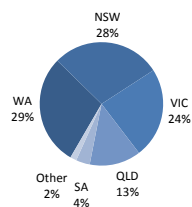
Value Traded - Industrials & Materials ex MM, monthly \$billion



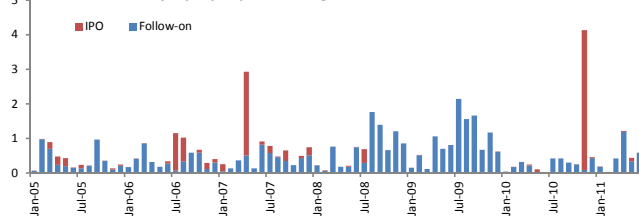
Market Capitalisation by Industry Sector



% of Companies by Head Office - Industrials



Monthly Equity Capital Raising - Industrials, \$billion raised



## Recent IPOs

ASX Code	Company Name	Capital Listed, \$m	Lead Manager/s
WNI	Wah Nam International Holdings	\$784.5	Capital Investment Partners
RWH	Royal Wolf Holdings	\$183.7	Credit Suisse CommSec
RIG	Rongtai International Group Holding	\$46.2	N/A
DSB	Delta SBD	\$34.7	N/A
GNG	GR Engineering Services	\$28.4	N/A
AZG	Allmine Group	\$26.0	MDS Financial
RDG	Resource Development Group Limit	\$17.9	N/A
PWN	Potash West NI	\$8.5	N/A
DTG	Daton Group Australia Ltd	\$6.3	N/A
MYA	My ATM Holdings	\$4.6	Rundle Capital Partners

## Top subsequent issuers FY11

ASX Code	Company name	Capital raised, \$m
LEI	Leighton Holdings	\$800.5
BLD	Boral	\$545.6
FBU	Fletcher Building	\$456.6
TSE	Transfield Services	\$379.0
BXB	Brambles	\$370.6
WNI	Wah Nam International Holdings	\$329.6
DOW	Downer EDI	\$306.5
BKN	Bradken	\$186.1
QUB	Qube Logistics	\$157.5
CPB	Campbell Brothers	\$153.0

## Top 100 stocks^

ASX Code	Company name	Market Cap	Sector
BXB	Brambles	\$10,681 m	Commercial & Professional Services
ORI	Orica	\$9,785 m	Materials ex Metals & Mining
AMC	Arcor	\$8,838 m	Materials ex Metals & Mining
QRN	QR National	\$8,247 m	Transportation
TCL	Transurban Group	\$7,550 m	Transportation
LEI	Leighton Holdings	\$7,016 m	Capital Goods
IPL	Incitec Pivot	\$6,287 m	Materials ex Metals & Mining
MAP	MAP Group	\$6,216 m	Transportation
AIO	Asciano Group	\$4,799 m	Transportation
FBU	Fletcher Building	\$4,499 m	Materials ex Metals & Mining
QAN	Qantas Airways	\$4,168 m	Transportation
TOL	Toll Holdings	\$3,444 m	Transportation
BLD	Boral	\$3,212 m	Materials ex Metals & Mining
CPB	Campbell Brothers	\$3,089 m	Commercial & Professional Services
SVW	Seven Group Holdings	\$2,951 m	Capital Goods
JHX	James Hardie Industries	\$2,563 m	Materials ex Metals & Mining
UGL	UGL	\$2,305 m	Capital Goods
AIA	Auckland International Airport	\$2,248 m	Transportation
SEK	Seek	\$2,168 m	Commercial & Professional Services
REH	Reece Australia	\$2,058 m	Capital Goods
ABC	Adelaide Brighton	\$1,966 m	Materials ex Metals & Mining
MIN	Mineral Resources	\$1,945 m	Commercial & Professional Services
TSE	Transfield Services	\$1,842 m	Commercial & Professional Services
BLY	Boart Longyear	\$1,840 m	Capital Goods
CEU	Connecteast Group	\$1,812 m	Toll Roads
MND	Monadelphous Group	\$1,611 m	Capital Goods
DOW	Downer EDI	\$1,588 m	Commercial & Professional Services
BKW	Brickworks	\$1,505 m	Materials ex Metals & Mining
CSR	CSR	\$1,467 m	Capital Goods
BKN	Bradken	\$1,286 m	Capital Goods
AIX	Australian Infrastructure Fund	\$1,192 m	Transportation
NUF	Nufarm	\$1,176 m	Materials ex Metals & Mining
DLX	DuluxGroup	\$1,033 m	Materials ex Metals & Mining
QUB	Qube Logistics	\$953 m	Transportation
SAI	Sai Global	\$948 m	Commercial & Professional Services
AIZ	Air New Zealand	\$938 m	Transportation
SST	Steamships Trading Company	\$884 m	Capital Goods
GWA	GWA Group	\$829 m	Capital Goods
MOA	Macquarie Atlas Roads International	\$792 m	Toll Roads
TPI	Transpacific Industries Group	\$783 m	Commercial & Professional Services
NWH	NRW	\$778 m	Capital Goods
EHL	Emeco	\$713 m	Capital Goods
MRM	Mermaid Marine Australia	\$687 m	Transportation
MMS	McMillan Shakespear	\$652 m	Commercial & Professional Services
CAB	Cabcharge Australia	\$620 m	Commercial & Professional Services
VBA	Virgin Blue	\$619 m	Transportation
SPT	Spotless Group	\$612 m	Commercial & Professional Services
SLM	Salmat	\$591 m	Commercial & Professional Services
CDD	Cardno	\$578 m	Capital Goods
CLO	Clough	\$547 m	Capital Goods
ASB	Austal	\$523 m	Capital Goods
SKE	Skilled Group	\$522 m	Commercial & Professional Services
IDL	Industrea	\$492 m	Capital Goods
FGE	Forge Group	\$453 m	Capital Goods
NPX	Nuplex Industries	\$439 m	Chemicals
MAH	Macmahon	\$411 m	Capital Goods
SDM	Sedgman	\$388 m	Capital Goods
AAX	Ausenco	\$351 m	Capital Goods
WNI	Wah Nam International Holdings	\$348 m	Transportation
ANG	Austin Engineering	\$348 m	Capital Goods
DCG	Decnil Group	\$343 m	Commercial & Professional Services
BCS	Brisconnections Holding Trust	\$316 m	Transportation
HIL	Hills Industries	\$298 m	Capital Goods
GNG	GR Engineering Services	\$293 m	Capital Goods
PRG	Programmed Maintenance Services	\$260 m	Commercial & Professional Services
ALS	Alesco	\$257 m	Capital Goods
WTP	Watpac	\$255 m	Capital Goods
TFC	TFS	\$245 m	Materials ex Metals & Mining
WHG	Whk Group	\$244 m	Commercial & Professional Services
GNS	Gunns	\$229 m	Materials ex Metals & Mining
LYL	Lycopodium	\$222 m	Capital Goods
NHR	National Hire Group	\$215 m	Capital Goods
TWO	Talent2 International	\$215 m	Commercial & Professional Services
RCR	RCR Tomlinson	\$215 m	Capital Goods
CCP	Credit Corp Group	\$215 m	Commercial & Professional Services
RWH	Royal Wolf Holdings	\$207 m	Transportation
PMP	Pmp	\$205 m	Commercial & Professional Services
CMG	Chandler Macleod Group	\$197 m	Commercial & Professional Services
TOX	Tox Free Solutions	\$196 m	Commercial & Professional Services
NFK	Norfolk Group	\$185 m	Commercial & Professional Services
SWL	Seymour Whyte	\$179 m	Capital Goods
GCS	Global Construction Services	\$176 m	Capital Goods
GLG	Gerard Lighting Group	\$168 m	Capital Goods
RQL	Resource Equipment	\$164 m	Capital Goods
CFU	Ceramic Fuel Cells	\$144 m	Capital Goods
SSM	Service Stream	\$139 m	Capital Goods
BOL	Boom Logistics	\$138 m	Capital Goods
SXE	Southern Cross Electrical Engineering	\$135 m	Capital Goods
EGN	Engenco	\$130 m	Capital Goods
KSC	K & S	\$122 m	Transportation
LDW	Ludowici	\$117 m	Capital Goods
WDS	WDS	\$108 m	Capital Goods
HWE	Henry Walker Eltin Group	\$107 m	Capital Goods
ZGL	Zicom Group	\$106 m	Capital Goods
MYE	Mastermynne Group	\$104 m	Capital Goods
REX	Regional Express	\$101 m	Transportation
PPX	Paperlinx	\$97 m	Materials ex Metals & Mining
SWK	Swick Mining Services	\$95 m	Capital Goods
CYG	Coventry Group	\$92 m	Automobiles & Components
NOE	Novarise Renewable Resources Internationa	\$91 m	Materials ex Metals & Mining

^Ranked by market capitalisation. May exclude companies with suspended securities or subject to poor liquidity where mkt cap cannot be determined.

Disclaimer: Independent advice from an Australian financial services licensee is needed before making financial decisions. This is not intended to be financial product advice. ASX Limited ABN 98 008 624 691 and its related bodies corporate and their respective directors, employees, agents, servants and boards accept no responsibility for any person acting on or relying on any opinion, advice or information and, to the extent permitted by law, disclaim all liability for any loss howsoever caused (including by reason of negligence) and for any errors, omissions, defects or misstatements (whether negligent or otherwise) contained in this publication. © Copyright 2011 ASX Limited ABN 98 008 624 691. All rights reserved 2011.