

# Warrants Market Wrap

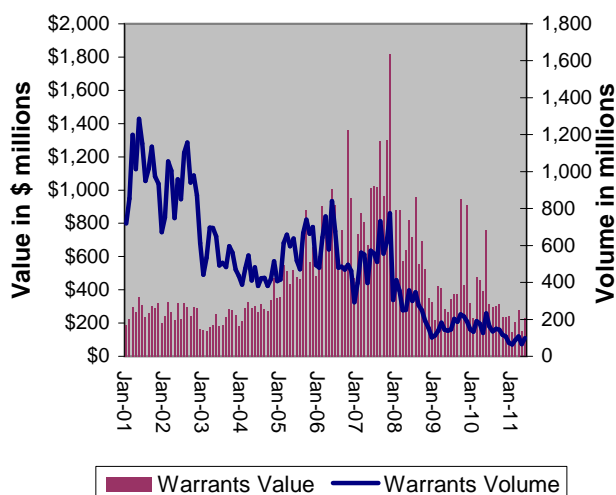


Month of May-11 Trading Days in month 22 Period ending: Tuesday, 31 May

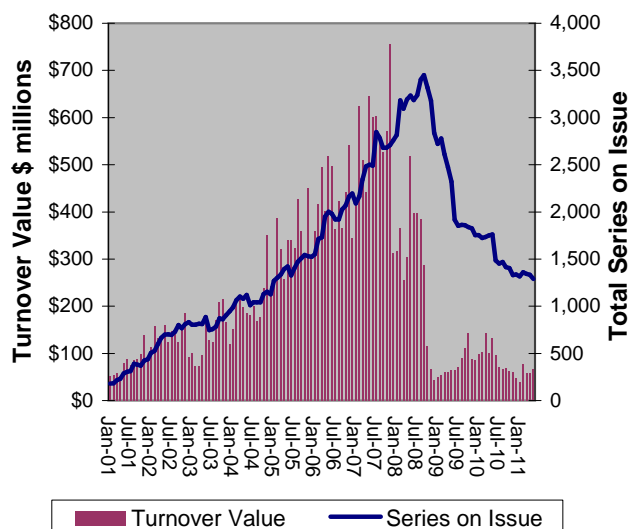
Most Actively Traded Underlying		
ASX Code	Warrant Value	Percent share
BHP	\$40,123,221	17.35%
ZRI	\$23,872,940	10.32%
ZBH	\$18,664,552	8.07%
RIO	\$16,369,608	7.08%
XJO	\$15,428,921	6.67%
<b>Market Total</b>	<b>\$166,974,155</b>	
<b>Av. per day</b>	<b>\$7,589,734</b>	

Most Actively Traded Warrants			
ASX Code	Warrant Value	Percent share	Warrant Volume
ZBHWMA	\$18,400,574	7.96%	505,689
ZRIWSC	\$13,701,810	5.92%	213,180
ZRIWMA	\$10,157,043	4.39%	158,852
BHPIOM	\$7,684,787	3.32%	457,000
XJOKZZ	\$5,837,758	2.52%	847,781
<b>TOTAL Top 5</b>	<b>\$55,781,972</b>	<b>24.12%</b>	

Warrant Turnover - Volume and Value



Instalments



## Learn Warrants Fundamentals

To keep up to date of warrants events and to register your interest visit:

For investors: [www.asx.com.au/keepmeposted](http://www.asx.com.au/keepmeposted)

For advisers: [www.asx.com.au/advisers](http://www.asx.com.au/advisers)

## ASX Warrants Portfolio Studies

The ASX warrant portfolio studies provide investors with portfolio examples and results of various warrants strategies. To view the portfolio studies and learn how to implement warrant strategies to your portfolio visit [www.asx.com.au/warrants](http://www.asx.com.au/warrants)

**Disclaimer:** This material is general and summary information only. Any advice or recommendation should be obtained from an Australian financial services licensee or other professional adviser.

# Warrants Market Wrap

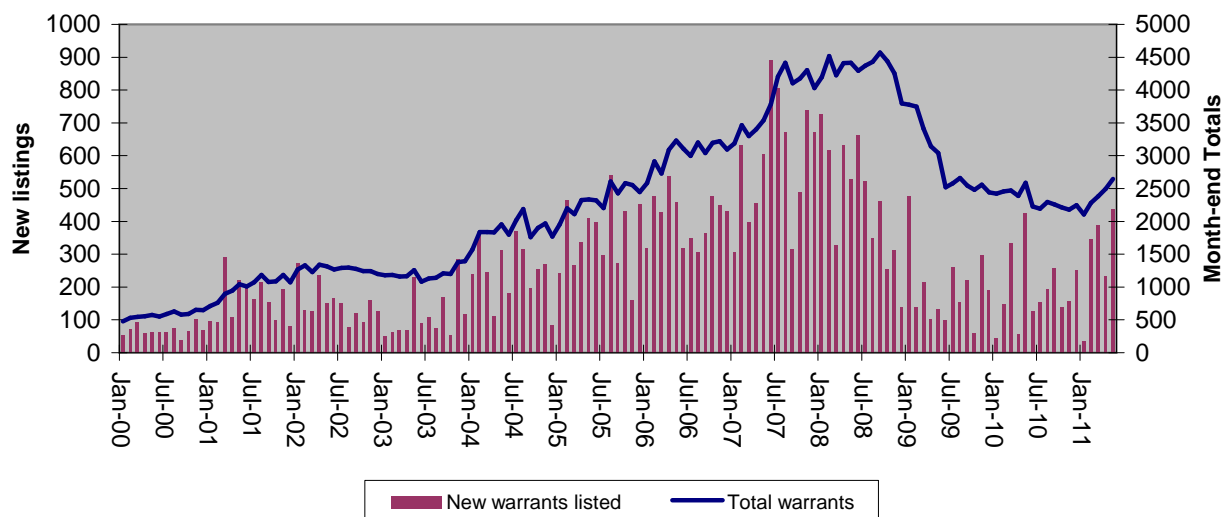


Month of May-11 Trading Days in month 22 Period ending: Tuesday, 31 May

Warrant Type by Issuer		CHALLENGER	CITIWARRAN	CBA	CREDIT SUISE	GOLD CORP	MACQUARIE	RBS	SIGNUM BLUE	UBS	WESTPAC	TOTAL	%
<b>Instalments</b>													
	Vanilla		27					5		1		33	1%
	Rolling		172				28	126				326	13%
	Self funding		123				312	257		123	113	928	36%
<b>Endowments</b>		8					1					9	0%
<b>Structured Inv. Products</b>			23		2		5	1	1	2		34	1%
<b>DLC Warrants *</b>			2				3			2		7	0%
<b>Trading</b>													
	Equity		278				244	74		1		597	23%
	Index		10				40					50	2%
	Currency						9					9	0%
	Commodity												
<b>Knock-out</b>													
	KO Equity		111									111	4%
	KO Index		9									9	0%
<b>MINIs</b>			170					325				495	19%
<b>TOTAL</b>		<b>8</b>	<b>925</b>		<b>2</b>		<b>642</b>	<b>788</b>	<b>1</b>	<b>129</b>	<b>113</b>	<b>2,608</b>	

\* Dual Listed Company Warrant

Warrants - New Listings & Month-end Totals



**Disclaimer:** This material is general and summary information only. Any advice or recommendation should be obtained from an Australian financial services licensee or other professional adviser.