



Austraclear Notice No. 137/07

Date of Issue: 17 October, 2007

Austraclear System Release 2

Following on from the previous Austraclear System Release 2 notice issued on 26th September, this notice is to ensure all Participants are informed about the requirements of this release.

Austraclear System Release 2 will require all Participants to download the new version. As browser deployers cannot download the new version until 2pm on the Sunday before go-live there may be network congestion on the morning of go-live. Provided below are ways to help reduce any network congestion.

To avoid any issues on the day of go-live, please follow the guidelines below:

Sunday 28th October

Participants are to ensure essential users download the new version on the Sunday before go-live. Essential users may include the Participant administrator, essential user/s and their backup. The file will be available for download from 2pm* and support will be available until 5pm.

For participants using H2HL there will be a new version which also needs to be installed.

Users will not be able to login until the 29th October.

Monday 29th October

We are recommending Participants co-ordinate their Austraclear System Users to ensure a staggered approach is adopted when downloading the new application to avoid network congestion on the morning of go-live; our suggested approach is outlined below:

- 1st Hour: 07:00-08:00 – 2 users to download and login per Participant
- 2nd Hour: 08:00 – 09:00 – 2 users to download and login per Participant
- 3rd Hour and each hour there after – 2 users to download and login per Participant.

Two separate sites have been provided to help reduce the link utilisation, the download can be performed from one of the two below links.

Link 1: <https://exigo.austraclear.com.au/> Note, this link will be available from 28th October, 2007

Link 2: <http://www.asx.com.au/professionals/austraclear/index.htm> Note, this link will only be available on 29th October, 2007

* All times referred to are Sydney times.

In addition to the above, it is recommended that a co-ordinated approach to the rollout of the Austraclear System take place within the Participant's organisation to avoid all System Users downloading and logging in to the Austraclear System at the same time.

Those Participants who are using EXIGO File deployment method should have downloaded and installed the file before the 29th October and therefore can login as usual come go live. However, we also recommend the users adopt a staggered approach when logging in to the Austraclear System.

Please ensure you review the technical documentation, including the FAQ prior to 28th October, 2007.

Further information on the contents of Austraclear System Release 2 can be found at <http://www.sfe.com.au/homepage/index.htm>. In addition to this, the following pages provide an outline of the enhancements delivered in this release.

If you have any queries regarding this Bulletin, please contact the Austraclear Service Desk on 1300 362 257 or service.desk@asx.com.au.



David Raper
General Manager – Derivatives & Austraclear Operations

ASX Limited
20 Bridge Street
Sydney NSW 2000
Australia

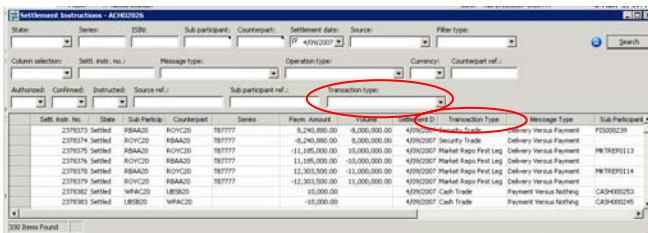
The changes to be introduced with Austraclear System Release 2 are described below.

Austraclear System Version i48 v85-25

Austraclear Users are advised that the following functional changes will be introduced with the upcoming Austraclear System release. This version will be made mandatory on Monday, 29 October 2007.

Transaction Field Type in Settlement Instruction Screen

A new field has been added to the Settlement Instruction window called transaction type. This field will allow Participants to better distinguish the transactions in the Settlement Instruction window. e.g. market repo first, second leg, cash trade, swap etc. The filter for this new field is available in the advanced search filters.



Auto Generation of DSS Series

The discount securities series code is now automatically generated by the Austraclear System.

The format will be:

- First 4 Characters** – Issuer Participant Code – e.g. WPAC
- Next 6 Characters** – Maturity Date – in the form DDMMYY e.g. 311204. Please note that the year is essential as the System will ensure uniqueness of the Series ID over a number of years (up to 7 years).

Next 2/3 Characters – Series Sub-Type e.g. EBA, BA, CD, ECD etc

Last 2 Characters – Sequence Number to be used where an Issuer has multiple issues of the same sub-type for any given maturity date – e.g. 01 to 99. If there were more than 99 of the same sub type for the same maturity date then this number when then go to A1...A9 to Z1...Z9, giving a further 234 possibilities.

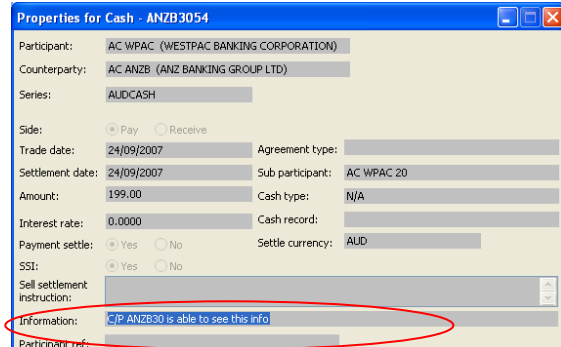
To give a working example of the above, 2 EBAs issued by WPAC for the same maturity date, 31/12/04 would become:

WPAC311204EBA01; and,

WPAC311204EBA02

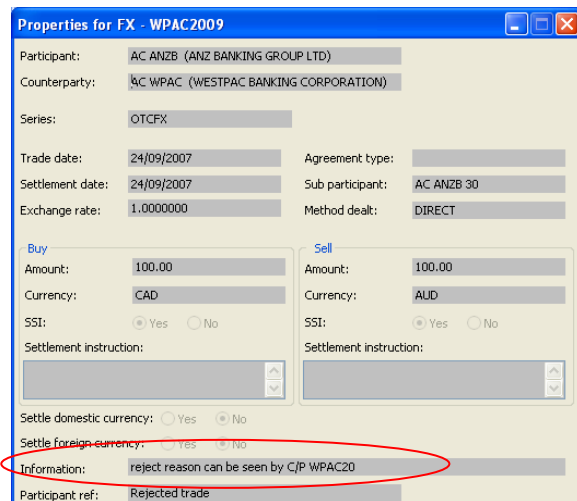
Display information on trade entry screen for Counterparty (e.g. Trade ref)

Data entered into the information field in the trade entry windows can now be seen by the Counterparty. NOTE: Once the trade is paired or matched the Participant will need to view the counterparty trade report to see the information entered by the Counterparty. e.g. select trade report, right click and select counterparty trade report.



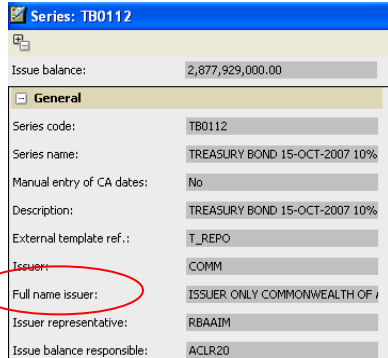
FX Trade Rejection Comments to be displayed to Counterparty

Rejection of comments entered can now be seen by the Counterparty. See also note above.



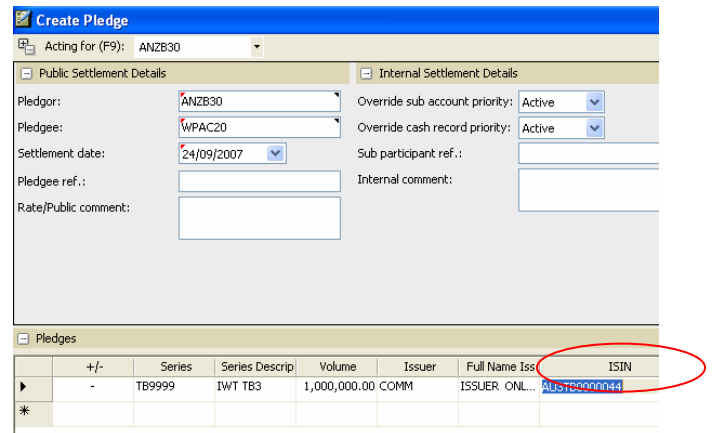
Display Issuer Name in Series Properties Information

The full name of the issuer can now be seen in the series properties.



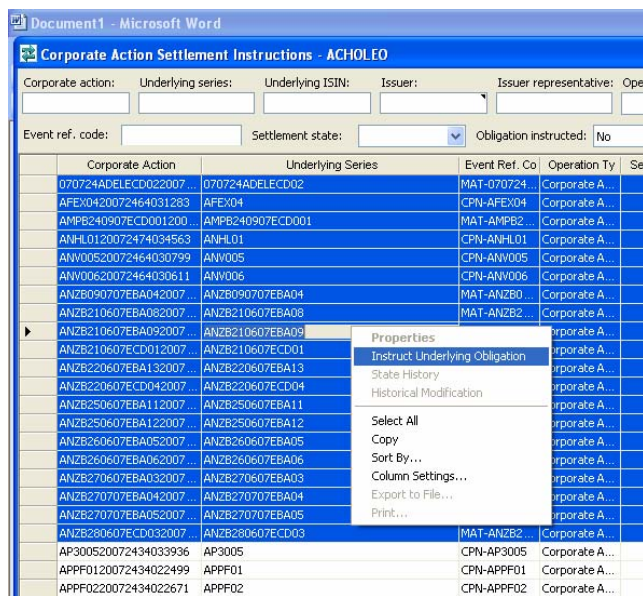
ISIN Display for Pledges

ISIN is now displayed in the pledge entry window



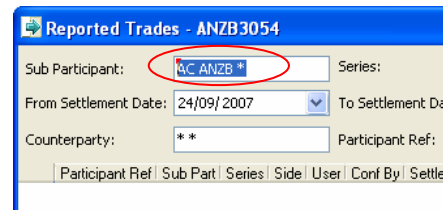
Bulk Authorisation of Corporate Actions

Multiple Corporate Actions can be instructed in one action, instead of entering these separately.



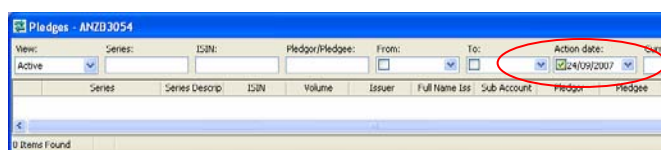
Default Trade Query Search to use Participant Code

Participant code defaults in the reported trade window. In the Sub-Participant filter it will now default to the Participants Mnemonic, however this can be changed. This previously defaulted to a Wildcard Search.



Improve Pledges Search Criteria

An action date filter has been added which will return any active pledge that was actioned on the selected date. It is also now possible to de-select the To and From date filters.



Please contact Austraclear Service Desk if you have any queries regarding the content of these Release Notes or experience any problems upgrading to Austraclear System Version i48
 Email: service.desk@asx.com.au
 1300 362 257