For personal use only

ANNUAL REPORT

FOR THE YEAR ENDED 30/06/2010

RAISAMA LIMITED

ABN 79 131 843 868

For personal use only

CORPORATE INFORMATION

Directors

Matthew Howison	Chairman
David Berrie	Managing Director
Christopher Reindler	Executive Director
Marcello de Angelis	Non-Executive Director

ASX Code

RAI

Company Secretary

Michael Langoulant

Registered Office

19 Richardson Street
West Perth WA 6005

Website: www.raisama.com.au

Email: info@raisama.com.au
Ph: (08) 9322 7702
Fax: (08) 9322 7705

Corporate Adviser

Emerald Partners
Level 5, MCA Building
Circular Quay West NSW 2000

Email: admin@emeraldpartners.com.au
Ph: (02) 9251 5065
Fax: (02) 9251 5067

Legal Adviser

McKenzie Moncrieff Lawyers
Level 5, 37 St Georges Terrace
Perth WA 6000

Email: info@mckenziemoncrieff.com
Ph: (08) 9326 5000
Fax: (08) 9326 5050

Auditor

HLB Mann Judd
Level 4, 130 Stirling Street
Perth WA 6000
Email: hlb@hlbwa.com.au
Ph: (08) 9227 7500
Fax: (08) 9227 7533

Share Registry

Computershare Investor Services Pty Limited
Level 2, 45 St Georges Terrace
Perth WA 6000

Email: web.queries@computershare.com.au
Ph: (08) 9323 2005
Fax: (08) 9323 2033

For personal use only

CONTENTS

Operations report	2
Directors' report	16
Auditor's independence declaration	25
Corporate governance report	26
Statement of comprehensive income	33
Statement of financial position	34
Statement of changes in equity	35
Statement of cash flows	36
Notes to the financial statements	37
Directors' declaration	57
Independent auditor's report to the members	58
ASX additional information	60

For personal use only

Review of Operations



Kashkasu,
the Kyrgyz Republic

EXPLORATION REVIEW

Raisama Limited is a Western Australian based exploration and development company (the "Company") with active projects in Australia and the Kyrgyz Republic. Raisama's primary focus is uranium exploration and it currently has six active projects in Australia and one in the Kyrgyz Republic. The Australian projects are strategically located in the known uranium provinces of the Gascoyne and Paterson in Western Australia and in the northern Gawler region of South Australia. The portfolio includes:

- An advanced uranium project near the historical mining town of Min Kush in the Kyrgyz Republic
- Significant tenement holdings in the Paterson Province of Western Australia only 14km from Cameco's Kintyre uranium deposit
- Large land holding with four projects in the Gascoyne province of Western Australia
- Two uranium projects in South Australia
- A number of recently generated projects in Western Australia, South Australia and Queensland for both uranium and gold

During the year the Company commenced an aggressive exploration campaign on both its Western Australian and Kyrgyz Projects. This included two diamond drilling programs at the highly prospective Kashkasu II project in the Kyrgyz Republic, a reverse circulation (RC) drilling program at Chain Pool and an aircore drilling program at Baltic Bore in the Gascoyne Province of Western Australia. To complement this drilling the company took an aggressive approach to acquiring suitable aeromagnetic and radiometric data and ground reconnaissance sampling.

Significant results have been received from Kashkasu II where drill results have confirmed the presence of multiple, high-grade zones of coal and sandstone hosted uranium mineralisation over 1,100m, within a broad area where mineralisation has been identified at surface over a strike extent of more than 2,000m.

Raisama is actively seeking and assessing advanced project opportunities both in Australia and overseas for either joint venture or purchase and additional highly prospective greenfields opportunities to complement its existing portfolio of projects.

For personal use only

FIGURE 1

Raisama Australian Project Location Map

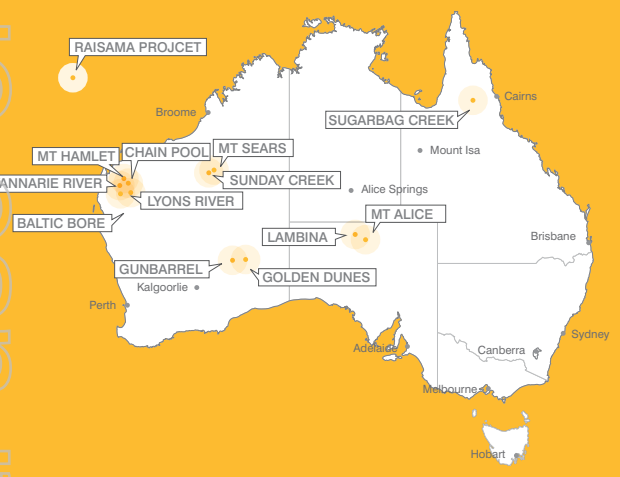

FIGURE 2

Location of the Kashkasu II Project in the Kyrgyz Republic

1 KASHKASU II PROJECT, KYRGYZ REPUBLIC

- **Drilling has identified shallow, high grade zones of uranium mineralisation**
- **Mineralisation open both along strike and down dip**
- **Mineralisation traceable from surface and at shallow depths (~100m)**
- **Uranium mineralisation drilled over a strike of 1.1km**
- **Surface mineralisation identified over more than 2,000m of strike**

Raisama owns 75% of the Kashkasu II Project with Monitor Energy Limited holding a 22.5% interest. The Kashkasu II Project consists of two licences covering an area of approximately 50km^2 located approximately 300km south of Bishkek, the capital of the Kyrgyz Republic. Uranium mineralisation was historically mined to the east of the current licence area from 1950 - 1961.

Drill results have confirmed the presence of multiple, high-grade zones of coal and sandstone hosted uranium mineralisation at Kashkasu II over 1,100m within a broad area where mineralisation has been identified at surface over a strike extent of more than 2,000m. The intent of future drilling programs is to further test the strike extent, continuity, thickness and grade of the sub-surface mineralisation.

For personal use only

Significant drill intersections include:

TABLE 1

Summary of significant results from diamond drill holes at Kashkasu II

Drill hole ID	Easting (m)	Northing (m)	Azimuth	Dip	Down Hole Intercept	From Depth (Down hole)	EOH Depth (m)
EKD01	453017	4615975	020	-60	5m @ 327 ppm U_3O_8 3m @ 499 ppm U_3O_8 2m @ 454 ppm U_3O_8	33m 44m 50m	87
EKD01A	453015	4615974	030	-55	5m @ 465 ppm U_3O_8 2m @ 1651 ppm U_3O_8 2m @ 578 ppm U_3O_8	55m 72m 103m	140
EKD03	453094	4615901	020	-55	2m @ 1521 ppm U_3O_8	77m	86
EKD04	453378	4615921	200	-50	5m @ 686 ppm U_3O_8 6m @ 637 ppm U_3O_8 *including 3m @ 982 ppm U_3O_8	85m 103m 106m	143
EKD05	452894	4615992	020	-50	4m @ 522 ppm U_3O_8 3m @ 810 ppm U_3O_8	37m 77m	98
EKD07	453865	4615820	180	-60	1m @ 625 ppm U_3O_8	73m	116
EKD08	453502	4615864	200	-50	6m @ 658 ppm U_3O_8	34m	91

* Co-ordinates are in UTM grid (WGS84, zone 43) and have been measured by hand held GPS.

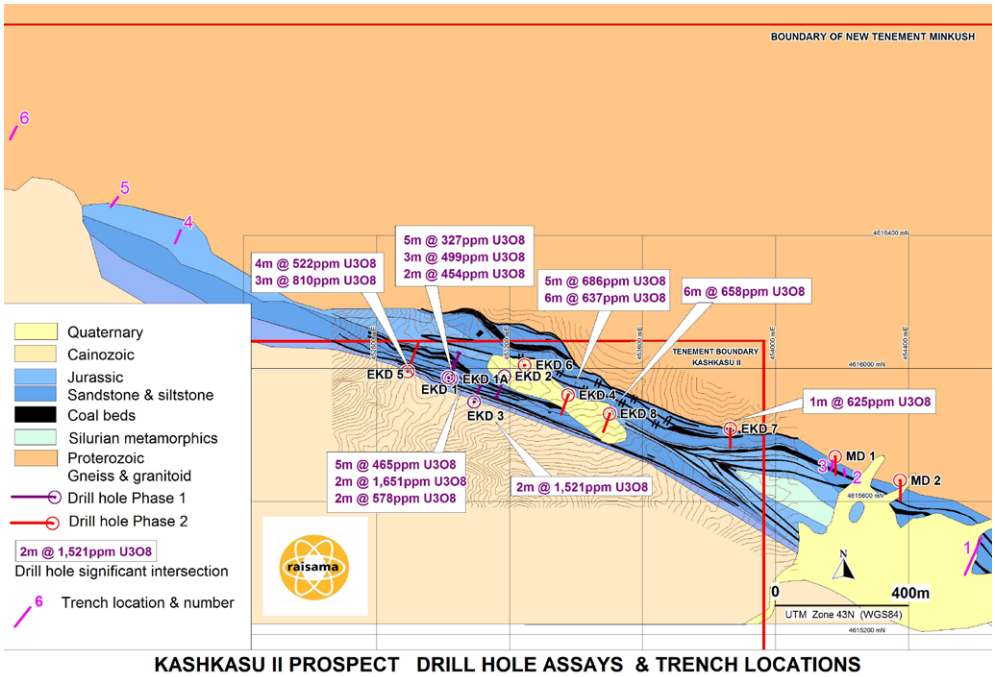

FIGURE 3

Kashkasu Drilling Results and Drill Hole Locations on Surface Geology

For personal use only

Min Kush region of the Kyrgyz Republic

The company recently completed its second drilling program over the project, which consisted of seven diamond drill holes for a total on 826.5 meters and has now completed a total of 11 holes for 1,225.65 meters.

The known strike length of the high-grade uranium mineralisation has been significantly extended through a trenching program which has identified a number of new uranium occurrences.

The surface sample results indicate the presence of multiple, high-grade zones of coal and sandstone hosted uranium mineralisation over a strike extent of more than 2,000 metres with some of the new samples more than 750 metres from previously drilled areas. Geological faulting has offset the mineralisation in a number of areas along strike.

The program of trenching and systematic sampling was undertaken to identify the strike potential of the known mineralisation at Kashkasu II where it extends under shallow alluvial cover.

Assays from this trenching and sampling have returned mineralised samples of up to 4,020ppm U_3O_8 at surface. The mineralisation is striking parallel with stratigraphy, north-west to south-east and is open along strike and down dip.

Summary of significant trench sampling results

The table shows selected surface trench samples above 300ppm U_3O_8 from the recent program.

TABLE 2

Summary of Recent Significant Surface Trench Samples (>300ppm U_3O_8) at the Kashkasu II Project

Trench #	Easting (m)	Northing (m)	U_3O_8 (PPM)	U_3O_8 (%)
Trench 1	452890	4616050	4020	0.402
Trench 2	452995	4616007	1379	0.138
Trench 3	452213	4616356	1084	0.108
Trench 1	452884	4616027	707	0.071
Trench 3	452213	4616355	637	0.064
Trench 1	452890	4616049	554	0.055
Trench 3	452212	4616354	460	0.046
Trench 1	452890	4616049	401	0.040
Trench 1	452884	4616026	389	0.039
Trench 3	452212	4616354	365	0.036
Trench 4	454207	4615695	306	0.031

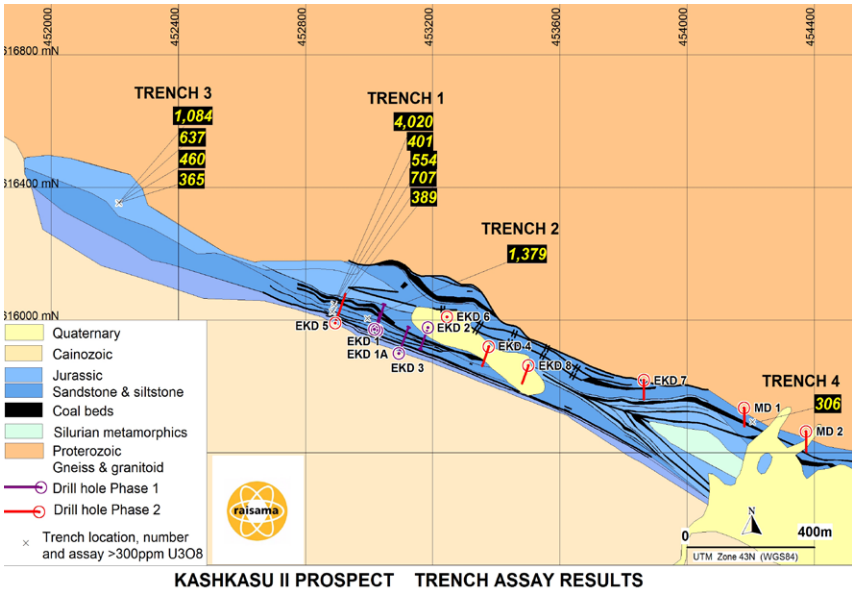

FIGURE 4

New Kashkasu Surface Trenching Results and Drill Hole Locations

For personal use only

Min Kush region of the Kyrgyz Republic

RAISAMA MANAGING DIRECTOR, DAVID BERRIE, SAID:

"These new sampling results are significant and could lead to new drill targets at Kashkasu II. Our previous drilling, in both the phase 1 and phase 2 programs, has returned very exciting results and, combined with these trenching samples, will warrant a third phase of drilling. This follow up program will initially focus to the north-west where the mineralisation remains open along strike."

The local stratigraphy is interpreted to be a series of Jurassic sandstones, siltstones and coal bearing beds forming part of the northern limb of a regional syncline.

The results of Raisama's recent exploration work are encouraging, have confirmed historical interest in the region and have highlighted the potential of the Kashkasu II project area to host uranium mineralisation in multiple horizons.

The northern limb of the syncline is now considered as a significant exploration target for uranium. The company has commenced planning for a phase 3 drilling progam to follow-up these results. This program is anticipated to commence late in 2010.

Regional Geology

The Kashkasu II licences contain the Kavak Suite of uranium occurrences, and are situated near the mining village of Min Kush, approximately 300km from Bishkek, capital of the Kyrgyz Republic. Four zones of historically economic uranium mineralisation have been identified within the area. Three of these zones, which are immediately adjacent to the licence, were mined from 1950 – 1961. The fourth mineralised zone has not been mined and falls within the Kashkasu II Project area.

The areas were explored for coal and uranium from 1949 to 1950 by the USSR Ministry of Geology, Kyrgyz Geological Department, and have not been explored since.

The project is characterized by Proterozoic through to Palaeozoic rocks, with uranium mineralisation located predominately within Jurassic sandstone and coal seams. The Proterozoic rocks in the area are dominated by grey metamorphosed quartz-mica shales and gneisses, and cover the northern portion of the licences. These rocks are overlain by metamorphic units of lower Silurian age, mainly represented by metamorphosed sandstones, and quartz-chlorite and sericite-chlorite shales. Red sedimentary rocks of Lower Carboniferous age unconformably overlie the Lower Silurian units.

The most prospective lithologies for uranium in the local stratigraphy are the Jurassic units, which are represented by three main suites; the Turakavak, Kyzylsuek and Agulak. In particular, the Turakavak suite is prospective for uranium mineralisation.

For personal use only

The Turakavak suite is defined by two sub-suites, which are mainly distinguished by a thick unit of white, coarse-grained sandstone, cemented with kaolinized feldspar. In addition, numerous thin coal bands characterise the suite. The lower Turakavak (~62m thick) is dominated by coarse-grained cross-bedded white sandstones and a 5m thick uranium-bearing coal seam (5), with the upper Turakavak sub-suite (~41m thick) characterised by well-sorted fine-grained sediments. The boundary between these sub-suites is generally defined by a 0.3m wide coal bed referred to locally as 5a, which is anomalous in uranium. In total, the Turakavak suite ranges from 110-130m in thickness.

Structurally, the area is characterized by a broadly south-west to north-east trending fold and thrust belt, with at least 4 major faults transecting the stratigraphy at the regional scale. Local-scale structures generally preferentially develop within the limbs of the regional folds, and parallel to the fold axial planes.

Although thin coal-bearing seams are developed throughout the stratigraphic sequence, three main seams (seam 5, 5a and 6) contain uranium mineralisation.

Previous work

In 1949 and 1950, detailed prospecting of uranium occurrences within Jurassic coal units was completed by the USSR Ministry of Geology, Kyrgyz Geological Department. As a result of this work, in 1949, the Turakavak, Agulak and Kashkasu deposits were discovered and developed. In 1950, deposits of uranium were also found at the Sassyktash coal area, on the western extension of the Turakavak Deposit, and in the sandstones of the Southern site of the Agulak deposit. At least some of these deposits were mined.

The development of exploration workings within the immediate Kashkasu area was significant, and focused on three separate deposits (I, II and III), with historic reports showing extensive underground exploration development for at least 800m along the strike length of the #5 and #5a uranium-bearing coal seams at deposit II.

The mineralised sandstone zones are poorly sorted, and contain interbeds of clay. In addition, the heavy fraction contains pyrite, hydrous ferric oxides, zircon, tourmaline, rutile, barite, hornblende and sphene, suggesting a potential felsic intrusive source. Previously the mineralising system has been interpreted to be a function of circulating oxidised ground waters interacting with the more reduced coal seams and sandstone/siltstone units, and precipitating out the uranium from solution. It is possible that local structures in the area acted as potential fluid pathways for oxidised uranium-bearing ground waters.

FIGURE 5

Uranium mineralisation in drill core from drill hole EKD 5

For personal use only

Goanna at Baltic Bore

2 BALTIC BORE PROJECT - E09/1563

- **Detailed radiometric survey flown at Baltic Bore**
- **Surface high-grade calcrete identified up to 807ppm U_3O_8**
- **Drilling has identified high grade uranium within three seperate targets at Baltic Bore**
- **Drill results up to 1,217ppm U_3O_8**

The Baltic Bore Project is located approximately 100km south east of the Manyingee uranium deposit and 5km north of the Jailor Bore terrace calcrete uranium deposit in the Gascoyne Province of Western Australia, and covers an area of approximately 180km^2.

A detailed radiometric survey consisting of 1,438 line kilometres, at 100m line spacing, was flown over the majority of the tenement. This aerial survey has provided better definition and control on at least four anomalies.

Sample Number	Northing (m)	Easting (m)	U_3O_8 (PPM)	U_3O_8 (%)
06010	7383478	315877	602	0.060
06011	7383447	315841	657	0.066
06226	7383080	316631	807	0.081

TABLE 3

Summary of new surface calcrete sample results at Baltic Bore

FIGURE 6

Surface secondary carnotite (uranium) mineralisation in calcrete from Baltic Bore

A successful Aboriginal heritage survey was completed with the Thudgari Native Title holders and the Budina Native Title claimants in preparation for drilling.

Exploration drilling was completed on four high-priority targets. A total of 56 aircore drill holes for a total of 547 metres were drilled with samples submitted for chemical assay.

For personal use only

Assay results include:

TABLE 4

Summary of significant drill results from Baltic Bore

Hole #	Easting (m)	Northing (m)	Dip	Down Hole Intercept	From Depth (Down Hole)
BBAC13	316558	7387290	-90	1m @ 1,217 ppm (0.122%) U_3O_8	3-4m
BBAC10	317270	7388497	-90	1m @ 427 ppm (0.043%) U_3O_8	1-2m
BBAC20	316762	7387073	-90	1m @ 271 ppm (0.027%) U_3O_8	5-6m

Preliminary ground validation of airborne radiometric anomalies identified significant surface calcrete uranium mineralisation with a peak value of 807ppm U_3O_8.

The drill program was designed to test the level and extent of near surface uranium mineralisation at four targets. Of the four targets tested three have returned anomalous uranium intercepts. The mineralisation at the Holman and Cahill targets remains open.

The mineralisation is hosted in a combination of unconsolidated Quaternary sand and calcrete. The uranium mineralisation is interpreted to be within or adjacent to east-west palaeodrainage channels of the Lyndon River where they abut an interpreted north-south dyke. The dyke could have acted as a natural dam to allow the precipitation of uranium from groundwater.

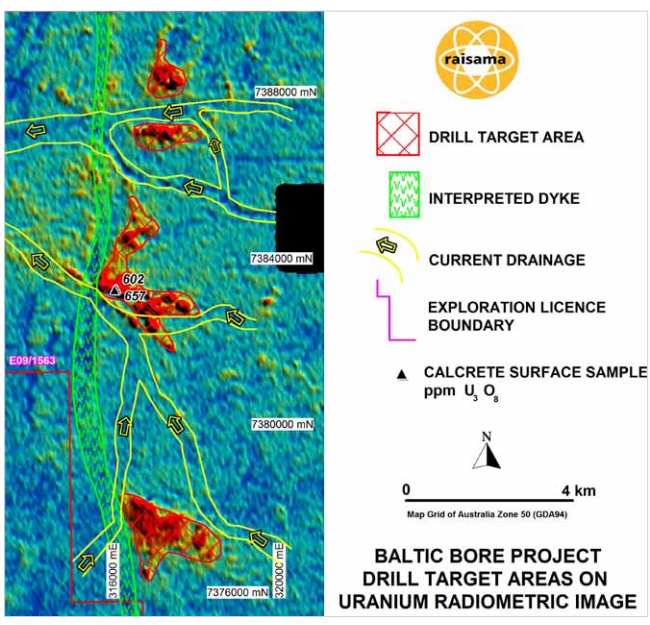

FIGURE 7

Baltic Bore target areas on uranium radiometric image

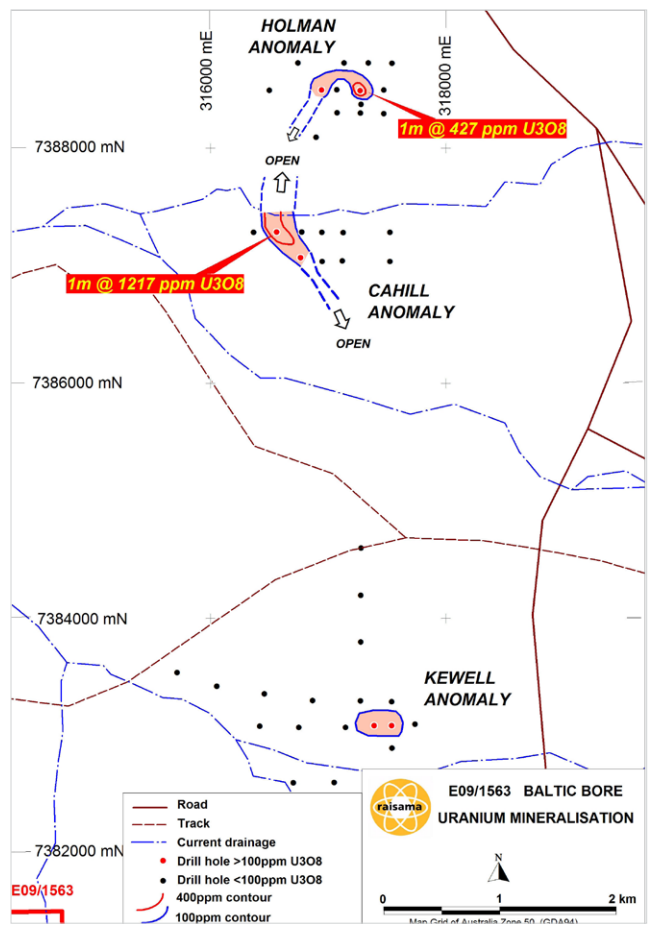

FIGURE 8

Baltic Bore drill hole locations and results

For personal use only

Summary of drill results

The following table summarises all of the significant drilling results received to-date in relation to the Company's aircore drill program that was completed at Baltic Bore in June 2010. The table shows all drill intercepts that returned assay results greater than 100ppm (0.01%) U_3O_8. All drill sites have been rehabilitated.

TABLE 5

Summary of drill results at Baltic Bore

Drill Hole ID	Easting (m)	Northing (m)	From (m)	To (m)	Interval (m)	U_3O_8 (ppm)	U_3O_8 (%)
BBAC13	316558	7387290	3	4	1	1217	0.122
BBAC10	317270	7388497	1	2	1	427	0.043
BBAC20	316762	7387073	5	6	1	271	0.027
BBAC39	317390	7383086	0	2	2	158	0.016
BBAC40	317539	7383086	6	8	2	152	0.015
BBAC08	316943	7388501	1	2	1	117	0.012

* Co-ordinates are in GDA94, zone 50 UTM grid and locations were measured by hand held GPS.

For personal use only

(Opposite page)
Country side at Baltic Bore
Surface calcrete sampling at Baltic Bore

Helicopter reconnaissance at Chain Pool

3 CHAIN POOL PROJECT - E08/1689 AND E08/1998

- **Ultra detailed airborne radiometric survey completed**
- **Rock chip sample results identified high grade uranium at surface**
- **High-resolution airborne radiometric survey highlights multiple uranium targets**
- **Aboriginal heritage survey completed**
- **Seventeen exploration holes drilled and ten targets drill tested**

The Chain Pool Project is located within the Gascoyne Province of Western Australia and consists of two granted tenements, E08/1689 and E08/1998. The tenements were interpreted to have the potential to host alaskite uranium mineralisation, similar in style to that at Rossing South in Namibia. Chain Pool is 40 km southeast of the Manyingee uranium deposit and 50 km northwest of the Jailor Bore uranium deposit in the Gascoyne Province of Western Australia.

The Company flew an ultra detailed radiometric survey over the majority of the tenement. A total of 4,545 line kilometres was flown at 25m line spacing over the Project. The aerial survey was designed to provide higher resolution data to better define surface uranium anomalism to enhance target selection for follow up fieldwork.

Field checking of airborne targets and surface rock chip sampling returned surface samples with results of 2,239 ppm (0.224%) U_3O_8, 1,014 ppm (0.101%) U_3O_8, 925 ppm (0.092%) U_3O_8, 658 ppm (0.066%) U_3O_8, 645 ppm (0.064%) U_3O_8, 644 ppm (0.064%) U_3O_8 and 512 ppm (0.051%) U_3O_8.

A successful Aboriginal heritage survey was recently completed with the Thudgari Native Title holders prior to drilling.

A total of seventeen RC drill holes were drilled to test ten targets. The best assay result was 95 ppm U_3O_8 in drill hole CPRC06 from 5m down hole. The low uranium values returned from this initial program suggest that the host Telfer Granite Batholith is elevated in primary uranium but not at economic levels. The near surface enrichment evident in surface samples is interpreted to be a concentration of secondary uranium minerals on exfoliated weathering surfaces and is not related to primary economic levels of mineralisation in fresh rock.

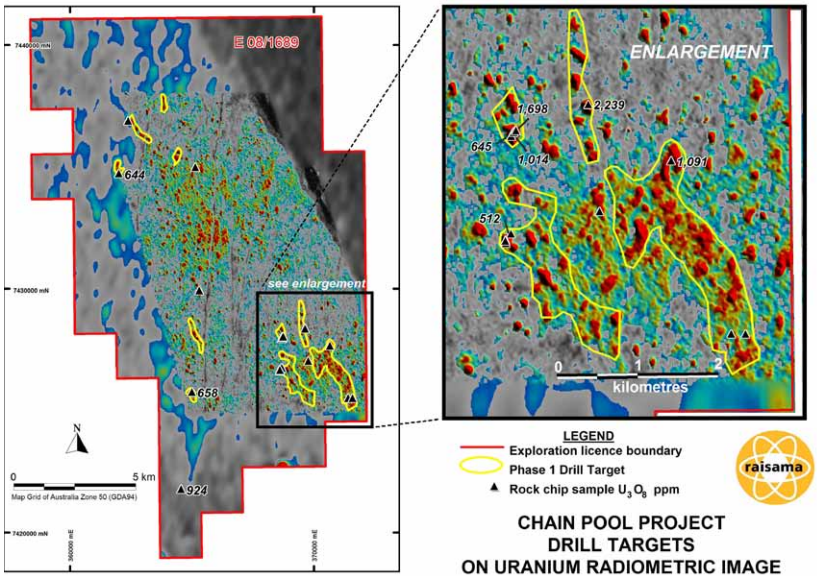

FIGURE 9
Chain Pool Project drill targets on uranium radiometric Image

For personal use only

Yannarie River

4 YANNARIE RIVER PROJECT - E08/2008

- **Detailed airborne radiometric survey completed**
- **Four main uranium targets identified at Yannarie River**
- **Heritage agreement completed**

The Yannarie River Project is located within the Gascoyne Province of Western Australia and consists of one exploration licence, E08/2008, covering an area of approximately 176km². The project is located approximately 85km south of the Manyingee uranium deposit and 50km north of the Jailor Bore terrace calcrete uranium deposit in the Gascoyne province of Western Australia. The tenement has the potential to host calcrete uranium mineralisation.

A high resolution airborne radiometric survey, flown exclusively for Raisama Ltd, has defined a number of new targets which have the potential to host terrace style calcrete uranium mineralisation. A total of 2,387 line kilometres was flown at 100m spacing. The survey was designed to provide higher resolution data to identify new uranium targets for follow up fieldwork, including possible future drilling. Multiple targets were identified as the radiometric survey data was processed and then reviewed by Raisama's exploration team.

The four main target areas vary in size from 0.25km² to more than 5.5km². The newly identified uranium targets extend over a 22 km northwest trend along the identified palaeo (ancient) drainage route of the Yannarie River. The strike of the targets range in extent from 1.6km to more than 6.5km, providing significant follow up exploration potential.

A heritage agreement was signed with the Budina Native Title claimants and tenement E08/2008 was granted on 20th April 2010 for a five year term.

Ground validation and surface rock chip sampling of the four targets was undertaken. Incised terrace calcretes have been identified within all four target area. Seventy two rock chip samples were collected and analysed. Anomalous uranium was identified, with the highest result of 53 ppm U_3O_8 in surface calcrete.

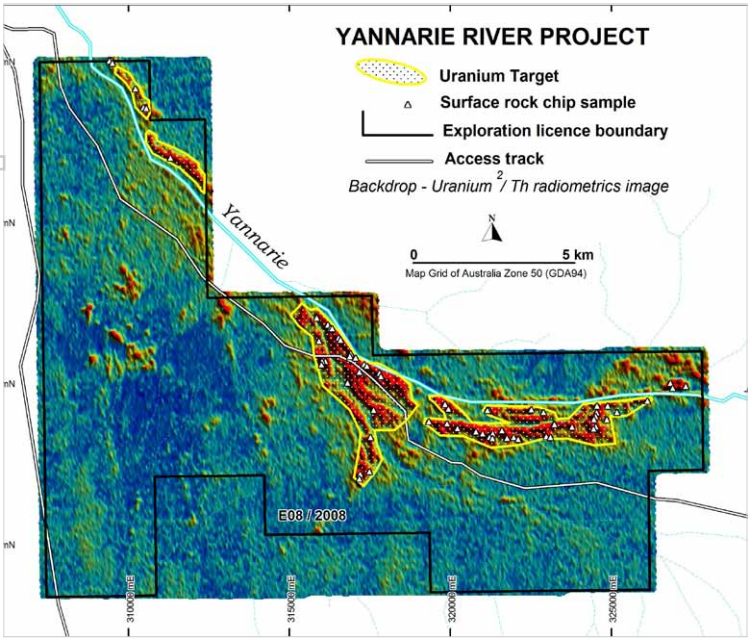

FIGURE 10

Uranium targets on uranium² / thorium radiometric image

For personal use only

5 SUNDAY CREEK PROJECT - E45/3278, E45/3345, E45/3477

The Sunday Creek Project consists of three 100% owned exploration licence applications in the Rudall River region of Western Australia. Raisama has flown a detailed 100m spaced radiometric survey over tenement E45/3278. This data has been processed and integrated with the existing geological data and historical drilling to define drill targets in preparation for the grant of the tenement. Negotiations with the Western Desert Lands Aboriginal Corporation are continuing in relation to a heritage agreement and access to tenement E45/3278.

The project is highly prospective for unconformity-type uranium mineralisation. The tenements are located at the contact between the Coolbro Sandstone and the overlying Broadhurst Formation of the Throssell Range Group which, although not stratigraphically unconformable, show sufficient evidence of hydrothermally remobilized uranium mineralisation to warrant further evaluation. Also, the possible presence of underlying Rudall Complex formations – which are host to the Kintyre uranium deposit, suggest that potential may exist for unconformity-style uranium mineralisation.

The Sunday Creek tenement applications E45/3278, E45/3345 and E45/3477 cover the Proterozoic formations of the Paterson Orogen, a northwest-trending belt of deformed rocks further subdivided into the Rudall Complex and the Yeneena Group.

Uranium mineralisation was found at Raisama's Sunday Creek tenement area, in the period 1979 – 1981, initially at Sunday Creek and, subsequently, along strike to the northwest at the contact between the Coolbro Sandstone and the overlying Broadhurst Formation. Work done included geochemical sampling, field mapping, airborne and ground magnetic and radiometric surveying, six percussion holes for a total of 489 metres and 11 diamond holes (704m). All but one drill hole (BR 8) are located within the Company's tenement area.

Reconnaissance drilling was done at very wide spacing of 4km (BR-5, BR-7, BR-9, BR-10) and the 20km strike length of prospective contact remains largely untested. Significant historical intersections include:

Drill Hole ID	Significant Intersection	From Depth (meters)
SC1	1.9m @ 1,306 ppm eU_3O_8	27.5
SC7	1.3m @ 603 ppm eU_3O_8	47.7
	Including 0.5m @ 1,346 ppm eU_3O_8	48.9
BR3	1.6m @ 381 ppm eU_3O_8	68.4
BR5	0.4m @ 1,352 ppm eU_3O_8	82.4
	0.3m @ 1,020 ppm eU_3O_8	99.0
BR7	1.9m @ 893 ppm eU_3O_8	197.8
BR10	0.6m @ 694 ppm eU_3O_8	165.4

TABLE 6

Summary of historical drill results at Sunday Creek

Gneiss and schist of the Rudall Complex represent granitic and sedimentary rocks which were deformed and metamorphosed. These, in turn, constituted a source for the low-grade Neoproterozoic metasedimentary rocks of the Yeneena Group. All rocks were deformed by southeast-trending folds, thrusts and strike-slip faults during the Paterson Orogeny, prior to the intrusion of granite bodies in the deformed Yeneena Group rocks.

Rocks of the Rudall Complex succession crop out in the central-eastern part of E45/3278. This occurrence is part of the western limb of the Mt Sears Anticlinorioum; it includes metasediments and orthogneiss, poorly exposed due to extensive sand cover. The Mt Sears Anticlinorium comprises a succession of mafic gneiss and schist derived from basalt, and paragneiss as metamorphosed equivalents of chemical and clastic sedimentary rocks.

For personal use only

6 LAMBINA PROJECT – EL3566

The Lambina Project is located near Chandler in northern South Australia and consists of one 100% owned exploration licence. Raisama has undertaken a detailed 250m spaced ground gravity survey over selected anomalies to better define targets in preparation for drilling. A total of 300 gravity stations were collected. Geophysical modelling has been undertaken. The survey has highlighted a number of semi co-incident magnetic and gravity anomalies for further evaluation.

7 MT SEARS – E45/3292

The Mt Sears Project is located 25km east of Sunday Creek covering an area of 140km^2 in the Paterson Province of Western Australia. In February 2009 Raisama entered into a joint venture with De Grey Mining Limited where De Grey can earn up to 80% by expenditure of $500,000 over 5 years from the grant of the licence. The project is prospective for unconformity type uranium mineralisation and also sediment hosted copper mineralisation.

8 MT HAMLET E08/1889, E08/1994

- **Rock chip sample at Mt Hamlet returned 4.4% Cu, 1.1% Bi, 100ppm Ag and 85ppm U_3O_8**

The Mt Hamlet Project consists of two 100% owned granted exploration licences in the Gascoyne Province of Western Australia. Mt Hamlet is approximately 40 km south of the Manyingee uranium deposit.

A heritage agreement was completed with the traditional Budina people and tenement E08/1994 was granted on 21st April 2010 for a five year term.

Field validation and surface rock chip sampling of a number of targets identified from aeromagnetic data and historical reports was undertaken. Sixty two surface rock chip samples were collected and analysed for a range of elements. Best results include 729 ppm U_3O_8 in calcrete from sample #6115 and 4.4% Cu, 1.1% Bi, 100ppm Ag and 85ppm U_3O_8 in a quartz vein from sample #6104.

9 OTHER PROJECTS

Raisama has been proactive with project generation identifying additional uranium targets in Western Australia and South Australia and gold targets in Western Australia and Queensland. New tenement applications were submitted for five new projects in the Gascoyne Province and Gunbarrel Basin in Western Australia, the Hamilton Basin in South Australia and the Atherton Tableland in Northern Queensland.

Important Note

The information in this report that relates to Exploration Results is based on information compiled by Mr Robert Waugh. Mr Waugh is a Member of the Australasian Institute of Mining and Metallurgy (AusIMM) and a Member of the Australian Institute of Geoscientists (AIG). Mr Waugh is a full-time employee of Raisama Limited. Mr Waugh has sufficient industry experience to qualify as a Competent Person as defined in the 2004 Edition of the 'Australasian Code for Reporting of Exploration Results, Mineral Resources and Ore Reserves'. Mr Waugh consents to the inclusion in the report of the matters based on their information in the form and context in which it appears.

For personal use only

TENEMENT SCHEDULE AS AT 30 SEPTEMBER 2010

Country	State	Project	Tenement	Status	Current RAI Equity
Kyrgyz Republic		Kashkasu II	1060 MP	Granted	75%
			2546 MP	Granted	75%
Australia	WA	Baltic Bore	E09/1563	Granted	100%
		Chain Pool	E08/1689	Granted	100%
			E08/1998	Granted	100%
		Mt Hamlet	E08/1889	Granted	100%
			E08/1994	Granted	100%
		Yannarie River	E08/2008	Granted	100%
		Sunday Creek	E45/3278	Application	100%
			E45/3345	Application	100%
			E45/3477	Application	100%
		Mt Sears	E45/3292	Application	100%
		Gunbarrel	E39/1581	Application	100%
			E38/2460	Application	100%
			E38/2461	Application	100%
			E38/2462	Application	100%
		Lyons River	E09/1785	Application	100%
		Golden Dunes	E69/2822	Application	100%
			E69/2823	Application	100%
			E69/2824	Application	100%
	SA	Lambina	EL3566	Granted	100%
		Mt Alice	ELA112/10	Application	100%
	QLD	Sugarbag Creek	EPM18746	Application	100%

For personal use only

Directors' Report

Your directors present their annual financial report on the consolidated entity (referred to hereafter as the "Group") consisting of Raisama Limited (the "Company" or "parent entity") and the entities it controlled at the end of, or during, the financial year ended 30 June 2010. In order to comply with the Corporations Act, the directors report as follows:

Directors

The following persons were directors of the Company during the whole of the financial period and up to the date of this report:

Matthew Howison

Non-Executive Chairman (commenced 12 January 2009)

David Berrie

Managing Director (commenced 16 June 2009)

Christopher Reindler

Executive Director (commenced 25 June 2008)

Marcello de Angelis

Non-Executive Director (commenced 19 October 2009)

Principal activities

The principal activity of the Group during the financial period was investment in mineral exploration projects.

Dividends

No dividend has been paid or declared since the start of the financial period and the directors do not recommend the payment of a dividend in respect of the financial period.

For personal use only

Review of operations

Information on the operations of the Group is set out in the review of Operations Report on pages 2 to 15 of this Annual Report.

Significant changes in the state of affairs

There have been no significant changes in the state of affairs of the Group to the date of this report other than share issues as detailed in the review of operations and activities.

Matters subsequent to the end of the financial period

There has not been any matter or circumstance that has arisen after balance date that has significantly affected, or may significantly affect, the operations of the Group, the results of those operations, or the state of affairs of the Group in future financial periods.

Likely developments and expected results

Additional comments on expected results of certain operations of the Group are included in the review of operations and activities.

Environmental legislation

The Group is subject to significant environmental legal regulations in respect to its exploration and evaluation activities in Australia and the Kyrgyz Republic. There have been no known breaches of these regulations and principles.

Indemnification and insurance of directors and officers

During the financial year the Company has not paid premiums in respect of insuring directors and officers of the Company against liabilities incurred as directors or officers, however, an amount of $21,615 was paid in July 2010 for current cover.

For personal use only



Information on directors

Matthew Howison - Non-Executive Chairman

Mr Matthew Howison is a lawyer and investment banker who has held senior positions at NM Rothschild & Sons (Australia) Limited, Turnbull & Partners, Goldman Sachs Australia and Salomon Smith Barney before establishing the private merchant banking firm Emerald Partners. In these roles he has been involved in advising on mergers and acquisitions and capital raising transactions for major Australian and international corporations and has extensive experience in contested public Company takeovers. Mr Howison has particular expertise in the metals and mining, energy, renewable energy, media and technology industries. He is an active investor in, and adviser to, a wide range of exploration companies.

Mr Howison holds Bachelor and Masters degrees in Law from the University of Sydney and an MBA from the London Business School.

David Berrie - Managing Director

Mr David Berrie has over 20 years experience in the resources sector including more than 7 years in the Australian uranium sector.

Most recently Mr Berrie held the position of Managing Director of Fusion Resources Limited where he transitioned the Company from a grassroots explorer through to the identification and delineation of a JORC compliant uranium resource and following that, negotiated and managed the friendly takeover of Fusion by Paladin Energy Limited. The bid was unanimously supported by the Fusion Board and its major shareholders and was concluded in less than 3 months.

Prior to this, Mr Berrie was Corporate Director for Summit Resources Limited, itself acquired in 2007 by Paladin. He was initially employed by Summit to supervise the completion of a feasibility study in relation to the development of Summit's Valhalla and Skal uranium projects. With Paladin's hostile takeover for Summit his role changed to deal with Summit's extensive corporate activities.

Prior to joining Summit, Mr Berrie spent over 18 years with Western Mining Corporation and subsequently BHP Billiton, following the takeover in 2005. During this time Mr Berrie performed senior corporate, legal and commercial roles within their exploration, mining and project development groups, including management responsibility of the Yeelirrie Uranium project for several years.

Mr Berrie holds Bachelor of Laws and Bachelor of Jurisprudence degrees from the University of Western Australia.

Christopher Reindler - Executive Director

Mr Christopher Reindler has been actively involved in the mining and exploration industry in Western Australia for the past 38 years and has had significant involvement with uranium exploration. For eighteen years he has operated as an independent prospector and has been responsible for the location of several new target areas and subsequent joint ventures with major companies in Western Australia. Some of these projects led on to significant discoveries.

Mr Reindler spent five years with Agip Nucleare (Aust Pty Limited), the wholly owned subsidiary of the Italian ENI group, exploring for uranium in Western Australia. As senior geo-technician, he was responsible for down-hole logging, airborne spectrometer surveys and interpretation of data on ground checking of anomalies, ground spectrometer surveys and prospecting.

For personal use only

Marcello de Angelis - Non-Executive Director

Dr Marcello de Angelis is a geologist with over 40 years experience in uranium and base/precious metals exploration and development in several countries worldwide, including several years managing the exploration and production activities in Western Australia for Agip Australia Ltd. He has held numerous senior management/board positions including Executive Vice President of Agip Resources Ltd and Agip Canada Ltd from 1990 to 1992 and as Managing Director of Pestarena Gold Mines SrL (Italy) from 2000 to 2001.

Since 1994 he has operated a consultancy Company advising a number of Australian listed and unlisted companies on uranium, gold and base metals initiatives in Australia and overseas.

He is credited with the discovery and fast-track development, between 1985 and 1990, of the Radio Hill nickel-copper deposit in Western Australia, with the adoption of the ISASMELT technology for matte production. In addition, he was a joint venture committee member involved in the management of the Kintyre Uranium development project in Western Australia.

Dr de Angelis holds a Doctorate in Geological Sciences and is a Registered Professional Geologist of the Order of Geologists in Italy and is a member of the Association of Mining Engineers, Italy.

Michael Langoulant – Company Secretary

Mr Langoulant is a Chartered Accountant with over 20 years experience in public Company corporate administration and fundraising. After 10 years with major international accounting firms he has acted as Chairman, CFO, Company secretary and non-executive director with a number of publicly listed companies. In 1994 he started his own consultancy firm providing corporate and secretarial administrative services.

Meetings of directors

During the financial period there were 7 formal directors' meetings. All other matters that required formal Board resolutions were dealt with via written circular resolutions. In addition, the directors met on an informal basis at regular intervals during the financial period to discuss the Group's affairs.

The number of meetings of the Company's board of directors attended by each director were:

	Directors' meetings held whilst in office	Directors' meetings attended
Matthew Howison	7	7
David Berrie	7	6
Christopher Reindler	7	7
Marcello de Angelis	6	5

Shares under option

Outstanding share options at the date of this report are as follows:

Grant Date	Date of expiry	Exercise price	Number of options
24 September 2008	31 December 2012	$0.20	6,000,000
16 June 2009	31 December 2012	$0.20	1,000,000
24 September 2008	31 December 2013	$0.35	6,000,000
16 June 2009	31 December 2013	$0.35	2,000,000
19 October 2009	31 December 2013	$0.35	500,000
29 April 2010	31 December 2013	$0.35	5,000,000
24 September 2008	31 December 2014	$0.50	6,000,000
16 June 2009	31 December 2014	$0.50	3,000,000
19 October 2009	31 December 2014	$0.50	500,000

No option holder has any right under the options to participate in any other share issue of the Company or any other controlled entity.

Shares issued on the exercise of options

There have been no shares issued upon the exercise of options.

For personal use only

Remuneration Report

This report outlines the remuneration arrangements in place for the key management personnel of Raisama Limited (the "Company") for the financial year ended 30 June 2010. The information provided in this remuneration report in relation to the current financial year has been audited as required by Section 308(3C) of the Corporations Act 2001. The information provided in this remuneration report in relation to the 2009 financial year has not been audited as the Company was not a publicly listed Company during that period.

The remuneration report details the remuneration arrangements for key management personnel ("KMP") who are defined as those persons having authority and responsibility for planning, directing and controlling the major activities of the Company and the Group, directly or indirectly, including any director (whether executive or otherwise) of the parent Company, and includes all executives in the Parent and the Group.

Key Management Personnel

(i) Directors

Matthew Howison

David Berrie

Christopher Reindler

Marcello de Angelis

(ii) Executives

Robert Waugh – Exploration Manager

Michael Langoulant – Company Secretary

Details of directors' and executives' remuneration are set out under the following main headings:

A Principles used to determine the nature and amount of remuneration

B Details of remuneration

C Employment contracts/Consultancy agreements

D Share-based compensation

A PRINCIPLES USED TO DETERMINE THE NATURE AND AMOUNT OF REMUNERATION

The objective of the Company's executive reward framework is to ensure reward for performance is competitive and appropriate for the results delivered. The framework aims to align executive reward with the creation of value for shareholders. The key criteria for good reward governance practices adopted by the Board are:

- competitiveness and reasonableness
- acceptability to shareholders
- performance incentives
- transparency
- capital management

The framework provides a mix of fixed salary, consultancy agreement based remuneration, and share based incentives.

The broad remuneration policy for determining the nature and amount of emoluments of Board members and senior executives of the Company is governed by the full board. Although there is no separate remuneration committee the Board's aim is to ensure the remuneration packages properly reflect directors and executives duties and responsibilities. The Board assesses the appropriateness of the nature and amount of emoluments of such officers on a periodic basis by reference to relevant employment market conditions with the overall objective of ensuring maximum stakeholder benefit from the retention and motivation of a high quality Board and executive team.

The current remuneration policy adopted is that no element of any director/executive package be directly related to the Company's financial performance. Indeed there are no elements of any director or executive remuneration that are dependent upon the satisfaction of any specific condition. The overall remuneration policy framework however is structured in an endeavour to advance/create shareholder wealth.

For personal use only

Non-executive directors

Fees and payments to non-executive directors reflect the demands which are made on, and the responsibilities of, the directors. Non-executive directors' fees and payments are reviewed annually by the Board and are intended to be in line with the market.

Directors' fees

Some of the directors perform at least some executive or consultancy services. Non-executive directors receive a separate fixed fee for their services as directors. The current director fee is set at $50,000 per annum for the Chairman and $35,000 per annum for other non-executive directors.

Retirement allowances for directors

Apart from superannuation payments paid on salaries there are no retirement allowances for directors.

Executive pay

The executive pay and reward framework has the following components:

- base pay and benefits such as superannuation
- long-term incentives through participation in employee equity issues

Base pay

All executives are either full time employees or consultants that are paid on an agreed basis that have been formalised in consultancy agreements.

Benefits

Apart from superannuation paid on executive salaries there are no additional benefits paid to executives.

Short-term incentives

There are no current short term incentive remuneration arrangements.

Employee/Consultant options

To ensure that the Company has appropriate mechanisms in place to continue to attract and retain the services of suitable directors and employees, the Company has issued options to key personnel.

B DETAILS OF REMUNERATION

Amounts of remuneration

Details of the remuneration of the directors and other executives (as defined in AASB 124 Related Party Disclosures) of the Group for the year ended 30 June 2010 are set out in the following tables. There are no elements of remuneration that are directly related to performance.

The key management personnel of the Group are the directors of the Company and those executives that have authority and responsibility for planning, directing and controlling the activities of the Group.

For personal use only

Remuneration of directors and other executives

Year ended 30 June 2010	Primary benefits		Post-employment benefits	Share-based payment	
Name	Salary and/ or consulting fees $	Directors' fees $	Super-annuation $	Equity option issues $	TOTAL $
Director					
Matthew Howison*	-	25,000	-	-	25,000
David Berrie	270,160	-	17,564	-	287,724
Christopher Reindler	100,000	-	-	-	100,000
Marcello de Angelis	41,700	17,500	-	50,850	110,050
Other executives					
Robert Waugh	121,875	-	10,969	50,850	183,694
Michael Langoulant**	-	-	-	-	-
Year ended 30 June 2009					
Director					
Matthew Howison	-	-	-	22,500	22,500
Christopher Reindler	8,000	-	-	22,500	30,500
David Berrie	-	-	-	144,600	144,600
Other executives					
Michael Langoulant**	-	-	-	22,500	22,500

* IPO corporate advisory and capital raising fees of $260,000 were paid to a Company of which he is a director and shareholder.
** Fees for bookkeeping, accounting and corporate administration services of $84,000 were paid to a Company of which he is a director and shareholder.

C EMPLOYMENT CONTRACTS/CONSULTANCY AGREEMENTS

On appointment to the Board, all Non-Executive Directors enter into a service agreement with the Company in the form of a letter of appointment.

The Company has entered into an executive service agreement with David Berrie, as Managing Director and Chief Executive Officer, and Chris Reindler as executive exploration director of Raisama. Key terms of these agreements are as follows:

CEO - D Berrie

- Term of Agreement - 3 year term from 1 November 2009
- Remuneration – Base salary of $300,000 per annum, plus statutory superannuation plus participation in any bonus/option plan as determined by the Board, subject to annual reviews
- Termination - A termination benefit is payable on termination by the Company, other than for gross misconduct, or termination by D Berrie, that is equal to 12 months consultancy fee.

Exploration director – C Reindler

- Term of Agreement - 3 year term from 1 November 2009
- Remuneration – Base salary of $150,000 per annum, plus potential additional fees for services provided away from Perth plus participation in any bonus/option plan as determined by the Board, subject to annual reviews.
- Termination - A termination benefit is payable on termination by the Company, other than for gross misconduct, or termination by C Reindler, that is equal to 9 months consultancy fee.

For personal use only

D SHARE-BASED COMPENSATION

Options

Options are granted to employees and consultants as determined by the board. The terms and conditions of each grant of options affecting remuneration in this or future reporting periods are as follows:

Grant date	Expiry date	Exercise price	Value per option at grant date $	% vested
24 September 2008	31 December 2012	$0.20	0.0045	100
16 June 2009	31 December 2012	$0.20	0.0258	100
24 September 2008	31 December 2013	$0.35	0.005	100
16 June 2009	31 December 2013	$0.35	0.0234	100
19 October 2009	31 December 2013	$0.35	0.1008	100
29 April 2010	31 December 2013	$0.35	0.01	100
24 September 2008	31 December 2014	$0.50	0.0055	100
16 June 2009	31 December 2014	$0.50	0.024	100
19 October 2009	31 December 2014	$0.50	0.1026	100

Options granted carry no dividend or voting rights. When exercisable, each option is convertible into one ordinary share.

Details of options over ordinary shares in the Company provided as remuneration to each director of the Company and each of the key management personnel of the Group are set out below. Further information on the options is set out in notes 14 and 17 to the financial statements.

Name	Option series	Number granted	% vested	% of compensation for year consisting of options
Matthew Howison	31 December 2012	1,500,000	100	0%
	31 December 2013	1,500,000		
	31 December 2014	1,500,000		
David Berrie	31 December 2012	1,000,000	100	0%
	31 December 2013	2,000,000		
	31 December 2014	3,000,000		
Christopher Reindler	31 December 2012	1,500,000	100	0%
	31 December 2013	1,500,000		
	31 December 2014	1,500,000		
Marcello de Angelis	31 December 2013	250,000	100	46
	31 December 2014	250,000		
Robert Waugh	31 December 2013	250,000	100	28
	31 December 2014	250,000		
Michael Langoulant	31 December 2012	1,500,000	100	0%
	31 December 2013	1,500,000		
	31 December 2014	1,500,000		

For personal use only

The assessed fair value at grant date of options granted to individuals are fully vested at grant date and the amount is included in the remuneration tables above. Fair values at grant date are independently determined using a Black and Scholes option pricing model that takes into account the exercise price, the term of the option, the impact of dilution, the share price/market value at grant date and expected price volatility of the underlying share, the expected dividend yield and the risk free interest rate for the term of the option.

Auditor independence and non-audit services

Section 307C of the *Corporations Act 2001* requires our auditors, HLB Mann Judd, to provide the directors of the Company with an Independence Declaration in relation to the audit of the annual report. This Independence Declaration is set out on page 25 and forms part of this directors' report for the year ended 30 June 2010.

Non-audit services

The Company may decide to employ the auditor on assignments additional to their statutory audit duties where the auditor's expertise and experience with the Company and/or the consolidated entity are important. The Company has considered the position and is satisfied that the provision of the non-audit services is compatible with the general standard of independence for auditors imposed by the *Corporations Act 2001*. The auditor has not provided any material non-audit services meaning that auditor independence was not compromised.

Proceedings on behalf of Company

No person has applied to the Court under section 237 of the *Corporations Act 2001* for leave to bring proceedings on behalf of the Company, or to intervene in any proceedings to which the Company is a party, for the purpose of taking responsibility on behalf of the Company for all or part of those proceedings.

No proceedings have been brought or intervened in on behalf of the Company with leave of the Court under section 237 of the *Corporations Act 2001.*

This report is made in accordance with a resolution of the directors.

D Berrie
Managing Director

Perth, Western Australia
29 September 2010

For personal use only

HLB Mann Judd

Accountants | Business and Financial Advisers

AUDITOR'S INDEPENDENCE DECLARATION

As lead auditor for the audit of the financial report of Raisama Limited for the year ended 30 June 2010, I declare that to the best of my knowledge and belief, there have been no contraventions of:

a) the auditor independence requirements of the Corporations Act 2001 in relation to the audit; and

b) any applicable code of professional conduct in relation to the audit.

This declaration is in respect of Raisama Limited.

Perth, Western Australia
29 September 2010

W M CLARK
Partner, HLB Mann Judd

For personal use only

Corporate governance statement

Raisama Limited (the "Company") considers the adoption of appropriate systems of control and accountability as the basis for the administration of corporate governance. Some of these policies and procedures are summarised in this report. Commensurate with the spirit of the ASX Guidelines, the Company has followed each Recommendation where the Board has considered the recommendation to be an appropriate benchmark for corporate governance practices, taking into account factors such as the size of the Company and the Board, resources available and activities of the Company.

Where, after due consideration, the Company's corporate governance practices depart from the Recommendations, the Board has offered full disclosure of the nature of, and reason for, the adoption of its own practice.

Further information about the Company's corporate governance practices, polices and Charters are set out on the Company's website at www.raisama.com.au In accordance with the ASX Principles and Recommendations, information published on the Company's website includes charters (for the Board and its sub-committees), codes of conduct and other policies and procedures relating to the Board and its responsibilities.

Disclosure – Principles & recommendations

The Company reports below on how it has followed (or otherwise departed from) each of the Principles & Recommendations during the 2009/2010 financial year ("Reporting Period").

Principle 1 – Lay solid foundations for management and oversight

Recommendation 1.1:

Companies should establish the functions reserved to the Board and those delegated to senior executives and disclose those functions.

For personal use only

Disclosure:

The Company has established the functions reserved to the Board and has set out these functions in its Board Charter. The Board is collectively responsible for promoting the success of the Company through its key functions of overseeing the management of the Company, providing overall corporate governance of the Company, monitoring the financial performance of the Company, engaging appropriate management commensurate with the Company's structure and objectives, involvement in the development of corporate strategy and performance objectives and reviewing, ratifying and monitoring systems of risk management and internal control, codes of conduct and legal compliance.

The Company has established the functions delegated to senior executives and has set out these functions in its Board Charter. Senior executives are responsible for supporting the Managing Director and to assist the Managing Director in implementing the running of the general operations and financial business of the Company, in accordance with the delegated authority of the Board.

Senior executives are responsible for reporting all matters which fall within the Company's materiality thresholds at first instance to the Managing Director or, if the matter concerns the Managing Director, then directly to the Chair or the lead independent director, as appropriate.

Recommendation 1.2:

Companies should disclose the process for evaluating the performance of senior executives.

Disclosure:

The Chair, in consultation with the other Board members, is responsible for evaluating the senior executives. The performance evaluation of senior executives is undertaken by the Chair in the form of interviews.

Recommendation 1.3:

Companies should provide the information indicated in the Guide to reporting on Principle 1.

Disclosure:

During the Reporting Period a performance evaluation of senior executives did occur in accordance with the above disclosed process at Recommendation 1.2.

Principle 2 – Structure the board to add value

Recommendation 2.1 & 2.2:

A majority of the Board should be independent directors and the Chairman should be independent.

Disclosure:

The independent director on the Board during the Reporting Period was Dr de Angelis.

Notification of departure:

For a portion of the Reporting Period, the Board did not comprise a majority of independent directors.

Explanation for departure:

The Company has not complied with this Recommendation. The Board now has three non-independent directors and one independent director. Given the size and scope of the Company's operations, the Board considers that it has the relevant experience in the exploration and mining industry and is appropriately structured to discharge its duties in a manner that is in the best interests of the Company and its Shareholders from both a long-term strategic and operational perspective.

Recommendations 2.3:

The Chief Executive Officer should not be the Chairman.

Disclosure:

The Chief Executive Officer is not the Chairman.

Recommendation 2.4:

The Board should establish a Nomination Committee.

Notification of departure:

The Company has not established a separate Nomination Committee.

For personal use only

Explanation for departure:

The full Board considers the matters and issues that would fall to the nomination committee. The Board considers that at this stage, no efficiencies or other benefits would be gained by establishing a separate nomination committee. The Board intends to reconsider the requirement for and benefits of a separate nomination committee as the Company's operations grow and evolve. Items that are usually required to be discussed by a Nomination Committee are marked as separate agenda items at Board meetings when required. The Board deals with any conflicts of interest that may occur when convening in the capacity of Nomination Committee by ensuring the director with conflicting interests is not party to the relevant discussions.

Recommendation 2.5:

Companies should disclose the process for evaluating the performance of the Board, its committees and individual directors.

Disclosure:

The Chairman is responsible for evaluation of the Board and, when deemed appropriate, Board committees and individual directors. The Nomination Committee is responsible for evaluating the Chief Executive Officer.

Evaluations are undertaken by way of round-table discussions and when appropriate by one to one interviews.

Recommendation 2.6:

Companies should provide the information indicated in the Guide to Reporting on Principle 2.

Disclosure:

Skills, experience, expertise and term of office of each Director

A profile of each director containing their skills, experience, expertise and term of office is set out in the Directors' Report.

Identification of independent directors

The independent director of the Company during the Reporting Period was Dr de Angelis. He is independent as he is a non-executive director who is not a member of management and is free of any business or other relationship that could materially interfere with, or could reasonably be perceived to materially interfere with, the independent exercise of their judgment.

Statement concerning availability of independent professional advice

To assist directors with independent judgement, it is the Board's policy that if a director considers it necessary to obtain independent professional advice to properly discharge the responsibility of their office as a director then, provided the director first obtains approval for incurring such expense from the Chairman, the Company will pay the reasonable expenses associated with obtaining such advice.

Nomination matters

The full Board, in its capacity as the Nomination Committee, held one meeting during the Reporting Period. Each member of the Board attended the meeting. To assist the Board to fulfil its function as the Nomination Committee, it has adopted a Nomination Committee Charter.

The explanation for departure set out under Recommendation 2.4 above explains how the functions of the Nomination Committee are performed.

Performance evaluation

During the Reporting Period the performance evaluations for the Board and individual directors did occur in accordance with the disclosed process in Recommendation 2.5.

Selection and re-appointment of directors

In determining candidates for the Board, the Nomination Committee (or equivalent) follows a prescribed procedure whereby it considers the balance of independent directors on the Board as well as the skills and qualifications of potential candidates that will best enhance the Board's effectiveness.

For personal use only

Each director other than the managing director must retire from office no later than the longer of the third annual general meeting of the Company or 3 years following that director's last election or appointment. At each annual general meeting a minimum of one director or a third of the total number of directors must resign. A director who retires at an annual general meeting is eligible for re-election at that meeting. Re-appointment of directors is not automatic.

Principle 3 – Promote ethical and responsible decision-making

Recommendation 3.1:

Companies should establish a Code of Conduct and disclose the code or a summary of the code as to the practices necessary to maintain confidence in the Company's integrity, the practices necessary to take into account their legal obligations and the reasonable expectations of their stakeholders and the responsibility and accountability of individuals for reporting and investigating reports of unethical practices.

Disclosure:

The Company has established a Code of Conduct as to the practices necessary to maintain confidence in the Company's integrity, practices necessary to take into account their legal obligations and the expectations of their stakeholders and responsibility and accountability of individuals for reporting and investigating reports of unethical practices.

Recommendation 3.2:

Companies should establish a policy concerning trading in Company securities by directors, senior executives and employees, and disclose the policy or a summary of that policy.

Disclosure:

The Company has established a policy concerning trading in the Company's securities by directors, senior executives and employees.

Recommendation 3.3:

Companies should provide the information indicated in the Guide to reporting on Principle 3.

Disclosure:

Please refer to www.raisama.com.au to review the Company's Code of Conduct.

Principle 4 – Safeguard integrity in financial reporting

Recommendation 4.1:

The Board should establish an Audit Committee

Disclosure:

The Company has established an Audit Committee.

Recommendation 4.2:

The Audit Committee should be structured so that it:

- consists only of non-executive directors
- consists of a majority of independent directors
- is chaired by an independent Chair, who is not Chair of the Board
- has at least three members

For personal use only

Notification of departure:

The Audit Committee includes non independent and executive directors, namely D Berrie and M Howison.

Explanation for departure:

The Company considers that the members of the Audit Committee are the most appropriate, given their experience and qualifications, for the Company's current needs. The Board has adopted an Audit Committee Charter, which the Audit Committee applies when convening. The Audit Committee Charter makes provision for the Audit Committee to meet with the external auditor, as and when required.

Recommendation 4.3:

The Audit Committee should have a formal charter.

Disclosure:

The Company has adopted an Audit Committee Charter.

Recommendation 4.4:

Companies should provide the information indicated in the Guide to reporting on Principal 4.

Disclosure:

The Board in its capacity as Audit Committee held one meeting during the Reporting Period, attended by all of its members.

The Company has established procedures for the selection, appointment and rotation of its external auditor. The Board is responsible for the initial appointment of the external auditor and the appointment of a new external auditor when any vacancy arises, as recommended by the Audit Committee (or its equivalent). Candidates for the position of external auditor must demonstrate complete independence from the Company through the engagement period. The Board may otherwise select an external auditor based on criteria relevant to the Company's business and circumstances. The performance of the external auditor is reviewed on an annual basis by the Audit Committee (or its equivalent).

Principle 5 – Make timely and balanced disclosure

Recommendation 5.1:

Companies should establish written policies designed to ensure compliance with ASX Listing Rule disclosure requirements and to ensure accountability at a senior executive level for that compliance and disclose those policies or a summary of those policies.

Disclosure:

The Company has established written policies designed to ensure compliance with ASX Listing Rule disclosure and accountability at a senior executive level for that compliance.

Recommendation 5.2:

Companies should provide the information indicated in the Guide to reporting on Principle 5.

Disclosure:

Please refer to www.raisama.com.au to review these policies.

Principle 6 – Respect the rights of shareholders

Recommendation 6.1:

Companies should design a communications policy for promoting effective communication with shareholders and encouraging their participation at general meetings and disclose their policy or a summary of that policy.

Notification of departure:

The Company has no formal shareholder communication policy.

Explanation for departure:

While the Company has not established a formal shareholder communication strategy it actively communicates with its shareholders to promote shareholder involvement in the Company. It achieves this by posting on its website, copies of all information which is lodged with ASX. Shareholders with internet access will also be encouraged to provide their email addresses to receive electronic copies of information distributed by the Company. Alternatively, hard copies of information distributed by the Company will be available on request.

For personal use only

Principle 7 – Recognise and manage risk

Recommendation 7.1:

Companies should establish policies for the oversight and management of material business risks and disclose a summary of those policies.

Disclosure:

The Board has adopted a Risk Management Policy, which sets out the Company's risk profile. Under the Policy, the Board is responsible for approving the Company's policies on risk oversight and management and satisfying itself that management has developed and implemented a sound system of risk management and internal control.

Under the Policy, the Board delegates day-to-day management of risk to the Chief Executive Officer, who is responsible for identifying, assessing, monitoring and managing risks. The Chief Executive Officer is also responsible for updating the Company's material business risks to reflect any material changes, with the approval of the Board. In fulfilling the duties of risk management, the Chief Executive Officer may have unrestricted access to Company employees, contractors and records and may obtain independent expert advice on any matter they believe appropriate, with the prior approval of the Board.

In addition, the following risk management measures have been adopted by the Board to manage the Company's material business risks:

- the Board has established authority limits for management which, if exceeded, will require prior Board approval; and
- the Board has adopted a compliance procedure for the purpose of ensuring compliance with the Company's continuous disclosure obligations.

The key categories of risk of the Company, as reported on by management, include:

- cash management;
- financial reporting;
- ASX reporting compliance;
- project ownership retention;
- project site health and safety; and
- maintaining joint venture partnerships.

The Board has resolved to review, formalise and document the management of its material business risks. The process of formalising this process is continuing. This system is expected to include the preparation of a risk register by management to identify the Company's material business risks and risk management strategies for these risks. In addition, the process of management of material business risks will be allocated to members of senior management.

Recommendation 7.2:

The Board should require management to design and implement the risk management and internal control system to manage the Company's material business risks and report to it on whether those risks are being managed effectively. The Board should disclose that management has reported to it as to the effectiveness of the Company's management of its material business risks.

Disclosure:

The Board has required management to design, implement and maintain risk management and internal control systems to manage the Company's materials business risks. The Board also requires management to report to it confirming that those risks are being managed effectively. Further, the Board has received a report from management as to the effectiveness of the Company's management of its material business risks.

During the reporting period the Company has continued to develop a formal risk management system, including the policies and systems referred to in the disclosure in relation to Recommendation 7.1. Although the system is not yet fully documented, management acting through the Managing Director was able to form the view that management of its material business risks during the Reporting Period was effective.

Recommendation 7.3:

The Board should disclose whether it has received assurance from the Chief Executive Officer (or equivalent) and the Chief Financial Officer (or equivalent) that the declaration provided in accordance with section 295A of the Corporations Act is founded on a sound system of risk management and internal control and that the system is operating effectively in all material respects in relation to financial reporting risks.

For personal use only

Disclosure:

The Chief Executive Officer (or equivalent) and the Chief Financial Officer (or equivalent) have provided a declaration to the Board in accordance with section 295A of the Corporations Act and have assured the Board that such declaration is founded on a sound system of risk management and internal control and that the system is operating effectively in all material respects in relation to financial risk.

Recommendation 7.4:

Companies should provide the information indicated in the Guide to reporting on Principle 7.

Disclosure:

The Board has received the report from management under Recommendation 7.2.

The Board has received the assurance from the Chief Executive Officer (or equivalent) and the Chief Financial Officer (or equivalent) under Recommendation 7.3.

Principle 8 – Remunerate fairly and responsibly

Recommendation 8.1:

The Board should establish a Remuneration Committee.

Notification of departure:

The Company has not established a separate Remuneration Committee.

Explanation for departure:

The Board considers that no efficiencies or other benefits would be gained by establishing a separate Remuneration Committee. The Company's constitution provides that the remuneration of Non-Executive Directors will not be more than the aggregate fixed sum determined by general meeting. This aggregate remuneration of non-executive directors will be set at the Company's next shareholder meeting. Non-executive directors may receive a fixed fee for their services and may also receive options. Time is set aside at one Board meeting each year specifically to address the matters usually considered by a Remuneration Committee. Executive Directors absent themselves during discussion of their remuneration.

Recommendation 8.2:

Companies should clearly distinguish the structure of non-executive directors' remuneration from that of executive directors and senior executives.

Disclosure:

Non-executive directors are remunerated at market rates for time, commitment and responsibilities. Remuneration for non-executive directors is not linked to individual performance. Given the Company's stage of development and the financial restrictions placed on it, the Company may consider it appropriate to issue options to non-executive directors, subject to obtaining the relevant approvals. The issue of options to non-executive directors is considered an appropriate method of providing sufficient incentive and reward whilst maintaining cash reserves. This policy is subject to annual review. All of the directors' option holdings are fully disclosed.

Pay and rewards for executive directors and senior executives consists of a base pay and benefits (such as superannuation) as well as long term incentives through participation in employee share and option plans. Executives are offered a competitive level of base pay at market rates and are reviewed annually to ensure market competitiveness.

Recommendation 8.3:

Companies should provide the information indicated in the Guide to reporting on Principle 8.

Disclosure:

Details of remuneration, including the Company's policy on remuneration, are contained in the "Remuneration Report" which forms of part of the Directors' Report.

The full Board, in its capacity as the Remuneration Committee, held one meeting during the Reporting Period. Each member of the Board attended the meeting. There are no termination or retirement benefits for non-executive directors.

For personal use only

STATEMENT OF COMPREHENSIVE INCOME

For the year ended 30 June 2010

		Consolidated	
Name	Note	2010 $	2009 $
Other income	2	319,797	376
Depreciation		(9,768)	-
Exploration expenditure incurred		(1,233,167)	(277,588)
Project acquisition costs written off	10	(474,461)	-
Share based payment expense		(151,700)	(234,600)
Foreign exchange loss		(40,383)	-
Other expenses		(1,819,607)	(25,935)
		(3,729,086)	(538,123)
Loss before income tax expense	2	(3,409,289)	(537,747)
Income tax expense	3	-	-
Net loss for the year		(3,409,289)	(537,747)
Other comprehensive income			
Foreign exchange gain on translation of subsidiary financial statements		2,935	-
Foreign exchange loss on translation of subsidiary foreign loan		(2,823)	-
Income tax relating to components of other comprehensive income	3	-	-
Other comprehensive income, net of tax		112	-
Total comprehensive loss for the year		(3,409,177)	(537,747)
Loss attributable to:			
Owners of the Company		(3,370,621)	(537,747)
Non-Controlling Interest		(38,668)	-
		(3,409,289)	(537,747)
Total comprehensive loss attributable to:			
Owners of the Company		(3,370,509)	(537,747)
Non-Controlling Interest		(38,668)	-
		(3,409,177)	(537,747)
		Cents	Cents
Basic loss per share (cents per share)	4	(5.07)	(1.47)

The above statement of comprehensive income should be read in conjunction with the accompanying notes.

For personal use only

STATEMENT OF FINANCIAL POSITION

As at 30 June 2010

	Note	Consolidated 2010 $	2009 $
Current Assets			
Cash and cash equivalents	6	**9,227,252**	16,270
Trade and other receivables	7	**121,683**	11,578
Inventory	8	**4,204**	-
Total Current Assets		**9,353,139**	27,848
Non-Current Assets			
Trade and other receivables	7	**25,000**	-
Plant and equipment	9	**137,441**	-
Exploration project acquisition costs	10	**1,172,755**	527,230
Total Non-Current Assets		**1,335,196**	527,230
Total Assets		**10,688,335**	555,078
Current Liabilities			
Trade and other payables	11	**585,988**	11,475
Total Current Liabilities		**585,988**	11,475
Non-Current Liabilities			
Borrowings		**276,436**	160,000
Deferred tax liability		**1,915**	-
Total Non-Current Liabilities		**278,350**	160,000
Total Liabilities		**864,338**	171,475
Net Assets		**9,823,997**	383,603
Equity			
Issued capital	12	**13,290,589**	692,750
Reserves	13	**386,412**	234,600
Accumulated losses		**(3,914,368)**	(543,747)
Non-controlling interest		**61,364**	-
Total Equity		**9,823,997**	383,603

The above statement of financial position should be read in conjunction with the accompanying notes.

For personal use only

STATEMENT OF CHANGES IN EQUITY

For the year ended 30 June 2010

Consolidated	Issued capital $	Share based payments reserve $	Foreign currency translation reserve $	Accumulated losses $	Non-Controlling Interest $	Total equity $
Balance 1 July 2008	692,750	-	-	(6,000)	-	686,750
Loss for the period	-	-	-	(537,747)	-	(537,747)
Other comprehensive income	-	-	-	-	-	-
Total comprehensive loss for the year	-	-	-	(537,747)	-	(537,747)
Share based payments	-	234,600	-	-	-	234,600
Balance at 30 June 2009	692,750	234,600	-	(543,747)	-	383,603
Balance at 1 July 2009	692,750	234,600	-	(543,747)	-	383,603
Loss for the period	-	-	-	(3,409,289)	-	(3,409,289)
Other comprehensive income	-	-	112	-	-	112
Total comprehensive loss for the year	-	-	112	(3,409,289)	-	(3,409,177)
Shares issued during the period	13,525,500	-	-	-	-	13,525,500
Capital raising costs (note 14(b))	(927,661)	-	-	-		(927,661)
Share based compensation	-	151,700	-	-	-	151,700
Non-controlling interest on acquisition	-	-	-	-	100,032	100,032
Non-controlling interest in loss	-	-	-	38,668	(38,668)	-
Balance at 30 June 2010	13,290,589	386,300	112	(3,914,368)	61,364	9,823,997

The above statement of changes in equity should be read in conjunction with the accompanying notes.

For personal use only

STATEMENT OF CASH FLOWS

For the year ended 30 June 2010

		Consolidated	
	Note	Inflows/ (Outflows) 2010 $	Inflows/ (Outflows) 2009 $
Cash flows from operating activities			
Payments to suppliers and employees		(1,576,702)	(26,038)
Interest received		266,178	376
Net cash outflow from operating activities	21(a)	(1,310,524)	(25,662)
Cash flows from investing activities			
Loans to subsidiary prior to acquisition		(140,475)	-
Cash acquired on acquisition of subsidiary	23	22,434	-
Purchase of plant and equipment		(152,468)	-
Payment for purchase of subsidiary	23	(150,000)	-
Payment for rental bonds		(25,000)	-
Payments for exploration and evaluation		(1,363,888)	(456,818)
Net cash outflow from investing activities		(1,809,397)	(456,818)
Cash flows from financing activities			
Proceeds from the issue of shares/options		13,375,000	368,750
Capital raising costs		(927,661)	-
Shareholder loans repaid		(116,436)	130,000
Net cash inflow from financing activities		12,330,903	498,750
Net increase in cash held		9,210,982	16,270
Cash at the beginning of reporting period		16,270	-
Cash at the end of the reporting period	6	9,227,252	16,270

The above statement of cash flows should be read in conjunction with the accompanying notes.

For personal use only

Notes to the financial statements

For the year ended 30 June 2010

NOTE 1: STATEMENT OF SIGNIFICANT ACCOUNTING POLICIES

(a) Basis of preparation

The financial report is a general-purpose financial report, which has been prepared in accordance with the requirements of the Corporations Act 2001, Accounting Standards and Interpretations and complies with other requirements of the law. The financial report has also been prepared on a historical cost basis. The Company is registered and domiciled in Australia.

(b) Adoption of new and revised standards

Changes in accounting policies on initial application of Accounting Standards

In the year ended 30 June 2010, the Group has reviewed all of the new and revised Standards and Interpretations issued by the AASB that are relevant to its operations and effective for the current annual reporting period. It has been determined by the Group that there is no impact, material or otherwise, of the new and revised Standards and Interpretations on its business and, therefore, no change is necessary to Group accounting policies.

The Group has also reviewed all new Standards and Interpretations that have been issued but are not yet effective for the year ended 30 June 2010. As a result of this review the Directors have determined that there is no impact, material or otherwise, of the new and revised Standards and Interpretations on its business and, therefore, no change necessary to Group accounting policies.

(c) Statement of compliance

The financial report was authorised by the Board of directors for issue on 29 September 2010.

The financial report complies with Australian Accounting Standards, which include Australian equivalents to International Financial Reporting Standards (AIFRS). Compliance with AIFRS ensures that the financial report, comprising the financial statements and notes thereto, complies with International Financial Reporting Standards (IFRS).

For personal use only

(d) Basis of consolidation

The consolidated financial statements comprise the financial statements of Raisama Limited and its controlled entities as at 30 June (the Group).

The financial statements of the controlled entities are prepared for the same reporting period as the parent entity, using consistent accounting policies.

In preparing the consolidated financial statements, all inter Company balances and transactions, income and expenses and profit and losses resulting from intra-group transactions have been eliminated in full. Controlled entities are fully consolidated from the date on which control is transferred to the Group and cease to be consolidated from the date on which control is transferred out of the Group. Control exists where the Company has the power to govern the financial and operating policies of an entity so as to obtain benefits from its activities.

(e) Significant accounting judgements estimates and assumptions

The carrying amounts of certain assets and liabilities are often determined based on estimates and assumptions of future events. The key estimates and assumptions that have a significant risk of causing a material adjustment to the carrying amounts of certain assets and liabilities within the next annual reporting period are:

Deferred exploration expenditure:

The Group's main activity is exploration and evaluation for minerals. The nature of exploration activities are such that it requires interpretation of complex and difficult geological models in order to make an assessment of the size, shape, depth and quality of resources and their anticipated recoveries. The economic, geological and technical factors used to estimate mining viability may change from period to period.

In addition exploration activities by their nature are inherently uncertain. Changes in all these factors can impact exploration asset carrying values.

Share-based payment transactions:

The Group measures the cost of equity-settled transactions with employees by reference to the fair value of the equity instruments at the date at which they are granted. The fair value is determined by using a Black and Scholes model.

(f) Revenue recognition

Revenue is recognised to the extent that it is probable that the economic benefits will flow to the Group and the revenue can be reliably measured. The following specific recognition criteria must also be met before revenue is recognised:

(i) Interest income

Interest revenue is recognised on a time proportionate basis that takes into account the effective yield on the financial asset.

(g) Cash and cash equivalents

Cash comprises cash at bank and in hand. Cash equivalents are short term, highly liquid investments that are readily convertible to known amounts of cash and which are subject to an insignificant risk of changes in value. Temporary bank overdrafts are included in cash at bank and in hand. Permanent bank overdrafts are shown within borrowings in current liabilities in the statement of financial position.

For the purposes of the statement of cash flows, cash and cash equivalents consist of cash and cash equivalents as defined above, net of outstanding bank overdrafts.

(h) Income tax

Current tax assets and liabilities are measured at the amount expected to be recovered from or paid to the taxation authorities. The tax rates and tax laws used to compute the amount are those that are enacted or substantively enacted by the balance sheet date.

For personal use only

Deferred income tax is provided on all temporary differences at the balance date between the tax bases of assets and liabilities and their carrying amounts for financial reporting purposes.

Deferred income tax liabilities are recognised for all taxable temporary differences except:

- when the deferred income tax liability arises from the initial recognition of goodwill or of an asset or liability in a transaction that is not a business combination and that, at the time of the transaction, affects neither the accounting profit nor taxable profit or loss; or
- when the taxable temporary difference is associated with investments in controlled entities, associates or interests in joint ventures, and the timing of the reversal of the temporary difference can be controlled and it is probable that the temporary difference will not reverse in the foreseeable future.

Deferred income tax assets are recognised for all deductible temporary differences, carry-forward of unused tax assets and unused tax losses, to the extent that it is probable that taxable profit will be available against which the deductible temporary differences and the carry-forward of unused tax credits and unused tax losses can be utilised, except:

- when the deferred income tax asset relating to the deductible temporary difference arises from the initial recognition of an asset or liability in a transaction that is not a business combination and, at the time of the transaction, affects neither the accounting profit nor taxable profit or loss; or
- when the deductible temporary difference is associated with investments in controlled entities, associates or interests in joint ventures, in which case a deferred tax asset is only recognised to the extent that it is probable that the temporary difference will reverse in the foreseeable future and taxable profit will be available against which the temporary difference can be utilised.

The carrying amount of deferred income tax assets is reviewed at each balance date and reduced to the extent that it is no longer probable that sufficient taxable profit will be available to allow all or part of the deferred income tax asset to be utilised.

Unrecognised deferred income tax assets are reassessed at each balance date and are recognised to the extent that it has become probable that future taxable profit will allow the deferred tax asset to be recovered.

Deferred income tax assets and liabilities are measured at the tax rates that are expected to apply to the financial period when the asset is realised or the liability is settled, based on tax rates (and tax laws) that have been enacted or substantively enacted at the balance date.

Income taxes relating to items recognised directly in equity are recognised in equity and not in profit or loss.

Deferred tax assets and deferred tax liabilities are offset only if a legally enforceable right exists to set off current tax assets against current tax liabilities and the deferred tax assets and liabilities relate to the same taxable entity and the same taxation authority.

(i) Other taxes

Revenues, expenses and assets are recognised net of the amount of GST except:

- when the GST incurred on a purchase of goods and services is not recoverable from the taxation authority, in which case the GST is recognised as part of the cost of acquisition of the asset or as part of the expense item as applicable; and
- receivables and payables, which are stated with the amount of GST included.

The net amount of GST recoverable from, or payable to, the taxation authority is included as part of receivables or payables in the statement of financial position.

For personal use only

Cash flows are included in the statement of cash flows on a gross basis and the GST component of cash flows arising from investing and financing activities, which is recoverable from, or payable to, the taxation authority, are classified as operating cash flows.

Commitments and contingencies are disclosed net of the amount of GST recoverable from, or payable to, the taxation authority.

(j) Plant and equipment

Plant and equipment is stated at cost less accumulated depreciation and any accumulated impairment losses.

Depreciation is calculated on a straight-line basis over the estimated useful life of the assets as follows:

Plant and equipment – 20% - 33%

The assets' residual values, useful lives and amortisation methods are reviewed, and adjusted if appropriate, at each financial period end.

(k) Impairment of assets

The Group assesses at each reporting date whether there is an indication that an asset may be impaired. If any such indication exists, or when annual impairment testing for an asset is required, the Group makes an estimate of the asset's recoverable amount. An asset's recoverable amount is the higher of its fair value less costs to sell and its value in use and is determined for an individual asset, unless the asset does not generate cash inflows that are largely independent of those from other assets or groups of assets and the asset's value in use cannot be estimated to be close to its fair value. In such cases the asset is tested for impairment as part of the cash-generating unit to which it belongs. When the carrying amount of an asset or cash-generating unit exceeds its recoverable amount, the asset or cash-generating unit is considered impaired and is written down to its recoverable amount.

In assessing value in use, the estimated future cash flows are discounted to their present value using a pre-tax discount rate that reflects current market assessments of the time value of money and the risks specific to the asset.

Impairment losses relating to continuing operations are recognised in those expense categories consistent with the function of the impaired asset unless the asset is carried at re-valued amount (in which case the impairment loss is treated as a revaluation decrease).

An assessment is also made at each reporting date as to whether there is any indication that previously recognised impairment losses may no longer exist or may have decreased. If such indication exists, the recoverable amount is estimated. A previously recognised impairment loss is reversed only if there has been a change in the estimates used to determine the asset's recoverable amount since the last impairment loss was recognised. If that is the case the carrying amount of the asset is increased to its recoverable amount. That increased amount cannot exceed the carrying amount that would have been determined, net of depreciation, had no impairment loss been recognised for the asset in prior financial periods. Such reversal is recognised in profit or loss unless the asset is carried at revalued amount, in which case the reversal is treated as a revaluation increase. After such a reversal the depreciation charge is adjusted in future periods to allocate the asset's revised carrying amount, less any residual value, on a systematic basis over its remaining useful life.

(l) Trade and other payables

Trade payables and other payables are carried at amortised costs and represent liabilities for goods and services provided to the Group prior to the end of the financial period that are unpaid and arise when the Group becomes obliged to make future payments in respect of the purchase of these goods and services.

(m) Provisions

Where applicable, provisions are recognised when the Group has a present obligation (legal or constructive) as a result of a past event, it is probable that an outflow of resources embodying economic benefits will be required to settle the obligation and a reliable estimate can be made of the amount of the obligation.

When the Group expects some or all of a provision to be reimbursed, for example under an insurance contract, the reimbursement is recognised as a separate asset but only when the reimbursement is virtually certain.

For personal use only

The expense relating to any provision is presented in the statement of comprehensive income net of any reimbursement.

If the effect of the time value of money is material, provisions are discounted using a current pre-tax rate that reflects the risks specific to the liability.

When discounting is used, the increase in the provision due to the passage of time is recognised as a borrowing cost.

(n) Employee leave benefits

Wages, salaries, annual leave and sick leave

Liabilities for wages and salaries, including non-monetary benefits, annual leave and accumulating sick leave expected to be settled within 12 months of the reporting date are recognised in other payables in respect of employees' services up to the reporting date. They are measured at the amounts expected to be paid when the liabilities are settled. Liabilities for non-accumulating sick leave are recognised when the leave is taken and are measured at the rates paid or payable.

(o) Share-based payment transactions

Equity settled transactions:

The Group provides benefits to employees and consultants of the Group in the form of share-based payments, whereby employees render services in exchange for shares or rights over shares (equity-settled transactions).

The cost of these equity-settled transactions with employees and consultants is measured by reference to the fair value of the equity instruments at the date at which they are granted. The fair value is determined by using the Black and Scholes model.

The cost of equity-settled transactions is recognised, together with a corresponding increase in equity, over the period in which any performance and/or service conditions are fulfilled, ending on the date on which the relevant employees become fully entitled to the award (the vesting period).

The cumulative expense recognised for equity-settled transactions at each reporting date until vesting date reflects:

(i) the extent to which the vesting period has expired, and

(ii) the Group's best estimate of the number of equity instruments that will ultimately vest. No adjustment is made for the likelihood of market performance conditions being met as the effect of these conditions is included in the determination of fair value at grant date. The statement of comprehensive income charge or credit for a period represents the movement in cumulative expense recognised as at the beginning and end of that period.

(p) Issued capital

Ordinary shares are classified as equity. Incremental costs directly attributable to the issue of new shares or options are shown in equity as a deduction, net of tax, from the proceeds.

(q) Earnings per share

Basic earnings per share is calculated as net profit attributable to members of the parent, adjusted to exclude any costs of servicing equity (other than dividends) and preference share dividends, divided by the weighted average number of ordinary shares.

Diluted earnings per share is calculated as net profit attributable to members of the parent, adjusted for:

- costs of servicing equity (other than dividends) and preference share dividends;
- the after tax effect of dividends and interest associated with dilutive potential ordinary shares that have been recognised as expenses; and
- other non-discretionary changes in revenues or expenses during the period that would result from the dilution of potential ordinary shares, divided by the weighted average number of ordinary shares and dilutive potential ordinary shares.

For personal use only

(r) Exploration and evaluation expenditure

Exploration costs are expensed as incurred. Acquisition costs are accumulated in respect of each separate area of interest. Acquisition costs are carried forward where right of tenure of the area of interest is current and they are expected to be recouped through the sale or successful development and exploitation of the area of interest or, where exploration and evaluation activities in the area of interest have not yet reached a stage that permits reasonable assessment of the existence of economically recoverable reserves. When an area of interest is abandoned or the Directors decide that it is not commercial, any accumulated acquisition costs in respect of that area are written off in the financial period and accumulated acquisition costs written off to the extent that they will not be recovered in the future. Amortisation is not charged on acquisition costs carried forward in respect of areas of interest in the development phase until production commences.

(s) Foreign currency translation

Both the functional and presentation currency of Raisama Limited and its Australian subsidiaries is Australian dollars. Each entity in the Group determines its own functional currency and items included in the financial statements of each entity are measured using that functional currency.

Transactions in foreign currencies are initially recorded in the functional currency by applying the exchange rates ruling at the date of the transaction. Monetary assets and liabilities denominated in foreign currencies are retranslated at the rate of exchange ruling at the balance sheet date.

All exchange differences in the consolidated financial report are taken to profit or loss with the exception of differences on foreign currency borrowings that provide a hedge against a net investment in a foreign entity. These are taken directly to equity until the disposal of the net investment, at which time they are recognised in profit or loss.

Tax charges and credits attributable to exchange differences on those borrowings are also recognised in equity.

Non-monetary items that are measured in terms of historical cost in a foreign currency are translated using the exchange rate as at the date of the initial transaction. Non-monetary items measured at fair value in a foreign currency are translated using the exchange rates at the date when the fair value was determined.

The functional currency of the foreign operation Business Sphere LLC is Kyrgyz Som (KGS). As at the balance date the assets and liabilities of this subsidiary is translated into the presentation currency of Raisama Limited at the rate of exchange ruling at the balance sheet date and their income statements are translated at the weighted average exchange rate for the year. The exchange differences arising on the translation are taken directly to a separate component of recognised in the foreign currency translation reserve in equity.

On disposal of a foreign entity, the deferred cumulative amount recognised in equity relating to that particular foreign operation is recognised in profit or loss.

(t) Leases

Operating lease payments are recognised as an expense on a straight line basis over the lease term, except where another systematic basis is more representative of the time pattern in which economic benefits from the leased asset are consumed.

For personal use only

	Consolidated	
	2010 $	2009 $
NOTE 2: REVENUE AND EXPENSES		
(a) Revenue from continuing operations		
Other revenue		
Interest received	**319,797**	376
(b) Expenses		
Loss from ordinary activities before income tax expense includes the following specific expenses:		
Borrowing costs	**-**	10,800
Employee expenses	**711,040**	-
Consultants	**344,203**	2,000
Marketing and promotion	**238,869**	5,290
Travel and accommodation	**196,724**	-
Corporate costs	**77,370**	-
Insurance	**28,584**	-
Recruitment costs	**36,480**	-
NOTE 3: INCOME TAX		
Income tax expense recognised in statement of comprehensive income		
Current income tax		
Current income tax payable	-	-
Deferred income tax		
Relating to origination and reversal of temporary differences	-	-
Income tax expense/(benefit) reported in statement of comprehensive income	-	-
Reconciliation to income tax expense on accounting loss		
Accounting loss before tax	(3,409,289)	(537,747)
Tax expense (revenue) at the statutory income tax rate of 30%	(1,022,786)	(161,324)
Non-deductible expenses	211,896	153,656
Unrealised tax losses not recognised	810,890	7,668
Income tax expense	-	-

For personal use only

	Consolidated	
	2010 $	2009 $
Unrecognised deferred tax balances		
Deferred tax assets:		
Tax revenue losses	**810,890**	7,668
Deferred tax liabilities:		
Exploration expenses	**-**	-
Net unrecognised deferred tax assets	**810,890**	7,668

NOTE 4: EARNINGS PER SHARE

Total basic loss per share (cents)	**(5.07)**	(1.47)
The loss and weighted average number of ordinary shares used in the calculation of basic loss per share is as follows:		
Net loss for the period	(3,409,289)	(537,747)
The weighted average number of ordinary shares	67,258,219	36,616,384

The diluted loss per share is not reflected as the result is anti-dilutive.

NOTE 5: SEGMENT INFORMATION

For management purposes, the Board of Directors of Raisama Limited has been defined as the Chief Operating Decision Maker. Segment information is presented in respect of the Group's business segments based on the Group's management and internal reporting structure.

During the year the Consolidated Entity operated predominantly in one business segment that consisted of mineral exploration. Geographically, the group operates in Australia and the Kyrgyz Republic. Offices are maintained in Australia and in Kyrgyz Republic where operations comprise the operations of Business Sphere LLC. Segment accounting policies are the same as the Consolidated Entity's policies described in Note 1. Segment results are classified in accordance with their use within geographic segments regardless of legal entity ownership. Intersegment pricing is determined on an arm's length basis.

Segment results and assets include items directly attributable to a segment as well as those that can be allocated on a reasonable basis.

The following table presents the financial information regarding these segments provided to the Board of Directors for the year ended 30 June 2010 and 30 June 2009.

For personal use only

2010	Australia $	Kyrgyz $	Eliminations $	Total $
Revenue				
Interest income	319,797	-	-	319,797
Segment revenue	319,797	-	-	319,797
Segment net operating loss after tax	(4,097,965)	(210,180)	898,856	(3,409,289)
Segment assets	9,457,760	511,349	719,226	10,688,335
Other segment information				
Segment liabilities	624,954	788,554	(549,170)	864,338
Depreciation and amortisation of segment assets	6,779	2,989	-	9,768
Acquisition of plant and equipment	147,209	-	-	147,209

2009	Australia $	Kyrgyz $	Eliminations $	Total $
Revenue				
Interest income	376	-	-	376
Segment revenue	376	-	-	376
Segment net operating loss after tax	(537,747)	-	-	(537,747)
Segment assets	352,708	-	202,370	555,078
Other segment information				
Segment liabilities	171,475	-	-	171,475
Depreciation and amortisation of segment assets	-	-	-	-
Acquisition of plant and equipment	-	-	-	-

	Consolidated	
	2010 $	2009 $
NOTE 6: CASH AND CASH EQUIVALENTS		
Cash at bank and on hand	**75,234**	16,270
Short term deposits	**9,152,018**	-
	9,227,252	16,270

(a) Reconciliation to Statement of Cash Flows

The above figures agree to cash at the end of the financial period as shown in the Statement of Cash Flows.

(b) Cash at bank and on hand

These are non interest bearing accounts.

(c) Deposits at call

The deposits are bearing floating interest rates between 4.75% and 7.89%. These deposits have a maturity of between 30 and 180 days.

For personal use only

NOTE 7: TRADE AND OTHER RECEIVABLES

	Consolidated	
	2010 $	2009 $
Current		
GST	58,259	-
Accrued interest	53,620	-
Other receivables	9,804	11,578
	121,683	11,578
Non-Current		
Rental deposits	25,000	-

NOTE 8: INVENTORY

Spare parts and sundry items	4,204	-

NOTE 9: PLANT AND EQUIPMENT

Consolidated	Plant and equipment $
Year ended 30 June 2010	
Opening balance	-
Additions	141,277
At acquisition of subsidiary	5,932
Depreciation charge	(9,768)
Closing carrying value	137,441
At 30 June 2010	
Cost or fair value	147,209
Accumulated depreciation	(9,768)
Net carrying amount	137,441

The depreciation rates were as follows for 2010:
Plant and equipment 20-33%

For personal use only

NOTE 10: EXPLORATION PROJECT ACQUISITION COSTS

	Consolidated	
	2010 $	2009 $
Opening balance	**527,230**	48,000
Expenditure incurred	**402,692**	179,230
Acquired on purchase of subsidiary	**717,294**	300,000
Project acquisition costs written off	**(474,461)**	-
Acquisition costs in respect of areas of interest in the exploration phase	**1,172,755**	527,230

The recoupment of exploration project acquisition costs carried forward is dependent upon the recoupment of costs through successful development and commercial exploitation, or alternatively by sale of the respective areas.

NOTE 11: TRADE AND OTHER PAYABLES

Trade payables *	429,792	11,475
Other payables	119,496	-
Employee annual leave provision	36,700	-
	585,988	11,475

*Trade payables are non-interest bearing and normally paid on 30 day terms.

NOTE 12: ISSUED CAPITAL

(a) Ordinary shares issued

82,250,000 (2009: 42,320,000) ordinary shares	13,290,589	692,750

Holders of ordinary shares are entitled to receive dividends as declared from time to time and are entitled to one vote per share at shareholders' meetings. In the event of winding up of the parent entity, ordinary shareholders rank after all creditors and are fully entitled to any proceeds on liquidation.

(b) Movements in ordinary share capital:

Date	Details	Number of shares	Issue Price $	$
1 July 2008		24,000,000	0.001	24,000
31 July 2008	Issue of seed capital	11,750,000	0.001	11,750
31 October 2008	Issue of seed capital	1,000,000	0.10	100,000
30 November 2008	Issue of seed capital	600,000	0.10	60,000
31 December 2008	Issue of seed capital	300,000	0.10	30,000
31 January 2009	Issue of seed capital	400,000	0.10	40,000
28 February 2009	Issue of seed capital	150,000	0.10	15,000
17 April 2009	Issue of seed capital	1,120,000	0.10	112,000
30 April 2009	Acquisition of controlled entity	3,000,000	0.10	300,000
30 June 2009		42,320,000		692,750
1 July 2009	Issue of seed capital	4,500,000	0.25	1,125,000
27 November 2009	Initial Public Offering	35,000,000	0.35	12,250,000
27 November 2009	Acquisition of Controlled Entity	430,000	0.35	150,500
-	Share issue costs	-		(927,661)
30 June 2010		**82,250,000**		**13,290,589**

For personal use only

(c) Share options

	Number of options	
	2010 $	2009 $
Unlisted Options exercisable at $0.20 on or before 31 December 2012	**7,000,000**	7,000,000
Unlisted Options exercisable at $0.35 on or before 31 December 2013	**13,500,000**	8,000,000
Unlisted Options exercisable at $0.50 on or before 31 December 2014	**9,500,000**	9,000,000
	30,000,000	24,000,000

(d) Movements in share options

Unlisted Options to acquire ordinary fully paid shares at $0.20 on or before 31 December 2012:		
Beginning of the financial year	**7,000,000**	-
Options issued during year	**-**	7,000,000
Balance at end of financial year	**7,000,000**	7,000,000
Unlisted Options to acquire ordinary fully paid shares at $0.35 on or before 31 December 2013:		
Beginning of the financial year	**8,000,000**	-
Options issued during year	**5,500,000**	8,000,000
Balance at end of financial year	**13,500,000**	8,000,000
Unlisted Options to acquire ordinary fully paid shares at $0.50 on or before 31 December 2014:		
Beginning of the financial year	**9,000,000**	-
Options issued during year	**500,000**	9,000,000
Balance at end of financial year	**9,000,000**	9,000,000

NOTE 13: RESERVES

	Consolidated	
	2010 $	2009 $
Foreign currency translation reserve (a)	**112**	-
Share compensation reserve (b)	**386,300**	234,600
	386,412	234,600

(a) Foreign currency translation reserve

The foreign currency translation reserve represents foreign exchange movements on the translation of financial statements for controlled entities from the functional currency into the presentation currency of Australian dollars.

(b) Share compensation reserve

The share compensation reserve is used to record the value of equity benefits provided to consultants and directors as part of their remuneration. Refer Note 14.

For personal use only

NOTE 14: SHARE BASED PAYMENTS

Share based payments consists of listed and unlisted options issued to directors and consultants. The expense is recognised in the Statement of Comprehensive Income and Statement of Changes in Equity. The following share-based payment arrangements were in place during the current and prior periods:

	Number	Grant date	Discount Factor	Expiry Date	Exercise price $	Fair value at grant date
Unlisted employee (a)	6,000,000	24/9/2008	50%	31/12/2012	$0.20	$0.0045
Unlisted employee (b)	1,000,000	16/6/2009	40%	31/12/2012	$0.20	$0.0258
Unlisted employee (c)	6,000,000	24/9/2008	50%	31/12/2013	$0.35	$0.0050
Unlisted employee (d)	2,000,000	16/6/2009	40%	31/12/2013	$0.35	$0.0234
Unlisted employee (e)	6,000,000	24/9/2008	50%	31/12/2014	$0.50	$0.0055
Unlisted employee (f)	3,000,000	16/6/2009	40%	31/12/2014	$0.50	$0.0240
Unlisted employee (g)	500,000	19/10/2009	40%	31/12/2013	$0.35	$0.1008
Unlisted employee (h)	500,000	19/10/2009	40%	31/12/2014	$0.50	$0.1026
Unlisted consultant	5,000,000	29/4/2010	N/A	31/12/2013	$0.35	$0.01*

Fair value of options granted

The fair value of the equity-settled share options granted to employees is estimated as at the date of grant using the Black and Scholes model taking into account the terms and conditions upon which the options were granted.

* Where options are granted to external consultants at arms length fair value of options is deemed to be the value of services supplied.

The following table lists the inputs to the Black and Scholes model used:

	Unlisted employee (a)	Unlisted employee (b)	Unlisted employee (c)	Unlisted employee (d)	Unlisted employee (e)	Unlisted employee (f)	Unlisted employee (g)	Unlisted employee (h)
Dividend yield %	Nil	Nil	Nil	Nil	Nil	Nil	Nil	Nil
Expected volatility %	100	100	100	100	100	100	100	100
Risk-free interest rate %	4.63	4.63	4.63	4.63	4.63	4.63	4.63	4.63
Life of option (months)	51	63	75	42	54	66	50	62
Exercise price	$0.20	$0.35	$0.50	$0.20	$0.35	$0.50	$0.35	$0.35
Grant date share price	$0.025	$0.025	$0.025	$0.10	$0.10	$0.10	$0.25	$0.25

The expected life of the options is based on historical data and is not necessarily indicative of exercise patterns that may occur. The expected volatility reflects the assumption that the historical volatility is indicative of future trends, which may also not necessarily be the actual outcome. No other features of options granted were incorporated into the measurement of fair value.

For personal use only

NOTE 15: FINANCIAL INSTRUMENTS

(a) Capital risk management

Prudent capital risk management implies maintaining sufficient cash and marketable securities to ensure continuity of tenure to exploration assets and to be able to conduct the Group's business in an orderly and professional manner. The Board monitors its future capital requirements on a regular basis and will when appropriate consider the need for raising additional equity capital or to farm-out exploration projects as a means of preserving capital. The Board currently has a policy of not entering into any debt arrangements.

(b) Categories of financial instruments

The Group's principal financial instruments comprise of cash and short-term deposits.

The main purpose of these financial instruments is to raise finance for the Group's operations. The Group has various other financial assets and liabilities such as receivables and trade payables, which arise directly from its operations. It is, and has been throughout the period under review, the Group's policy that no trading in financial instruments shall be undertaken.

(c) Financial risk management objectives

The Group is exposed to market risk (including, interest rate risk and equity price risk), credit risk and liquidity risk.

The main risks arising from the Group's financial instruments are interest rate risk and credit risk. The Board reviews and agrees policies for managing each of these risks and they are summarised below.

(d) Market risk

There has been no change to the Group's exposure to market risks or the manner in which it manages and measures the risk from the previous period.

(i) Interest rate risk management

All cash balances attract a floating rate of interest. Excess funds that are not required in the short term are placed on deposit for a period of no more than 6 months. The Group's exposure to interest rate risk and the effective interest rate by maturity periods is set out below.

Interest rate sensitivity analysis

As the Group has no interest bearing borrowings its exposure to interest rate movements is limited to the amount of interest income it can potentially earn on surplus cash deposits.

At 30 June 2010, if interest rates had changed by +/- 50 basis points and all other variables were held constant, the Group's after tax loss would have been $45,836 (2009: nil) lower/higher as a result of higher/lower interest income on cash and cash equivalents.

(e) Credit risk management

Credit risk relates to the risk that counterparties will default on their contractual obligations resulting in financial loss to the Group. The Group has adopted a policy of only dealing with credit worthy counterparties and obtaining sufficient collateral or other security where appropriate, as a means of mitigating the risk of financial loss from any defaults.

For personal use only

(f) Liquidity risk management

Prudent liquidity risk management implies maintaining sufficient cash and marketable securities to ensure continuity of tenure to exploration assets and to be able to conduct the Group's business in an orderly and professional manner. Cash deposits are only held with major financial institutions.

2010	Weighted Average Interest Rate	Less than 1 month	1-3 months	3 months – 1 year	5 + years	Total
Financial assets						
Cash and cash equivalents	5.68%	3,126,101	4,000,000	2,101,151	-	9,227,252
Trade and other receivables	n/a	121,683	-	25,000	-	146,683
		3,247,784	4,000,000	2,126,151	-	9,373,935
Financial liabilities						
Borrowings	n/a	-	-	65,000	211,436	276,436
Trade and other payables	n/a	585,988	-	-	-	585,988
		585,988	-	65,000	211,436	862,424
2009						
Financial assets						
Cash and cash equivalents	n/a	16,270	-	-	-	16,270
Trade and other receivables	n/a	11,578	-	-	-	11,578
		27,848	-	-	-	27,848
Financial liabilities						
Trade and other payables	n/a	11,475	-	-	-	11,475
Borrowings	n/a	160,000	-	-	-	160,000
		171,475	-	-	-	171,475
		(143,627)	-	-	-	(143,627)

NOTE 16: COMMITMENTS AND CONTINGENCIES

Exploration expenditure commitments

In order to maintain rights of tenure to mineral tenements, the Company is required to outlay certain amounts in respect of rent and minimum expenditure requirements set by the various government departments. The Group's commitments to meet this minimum level of expenditure are approximately $843,000 (2009: $518,000) annually.

Exemption from incurring this annual level of expenditure may be granted where access to the tenement area is restricted for reasons beyond the Company's control such as where native title issues restrict the Company's ability to explore in the project area. The Company is not aware of any such restrictions to exploration in the coming year and it does not anticipate seeking any exemption to reduce this annual expenditure requirement.

For personal use only

NOTE 17: KEY MANAGEMENT PERSONNEL DISCLOSURES

(a) Directors

At the date of this report the directors of the Company are:

Matthew Howison
David Berrie
Christopher Reindler
Marcello de Angelis

There were no changes of the directors after the reporting date and the date the financial report was authorised for issue.

(b) Other executives

During the reporting period the Company's other executives were Robert Waugh, Exploration Manager and Michael Langoulant, Company Secretary.

(c) Key management personnel compensation

	Consolidated	
	2010 $	2009 $
Short-Term	**576,235**	8,000
Post employment	**28,533**	-
Share-based payments	**101,700**	212,100
	706,468	220,100

Detailed remuneration disclosures of directors and other executives are in pages 16 to 24 of this report.

(d) Option holdings of key management personnel

Details of options provided as remuneration, together with the terms and conditions of the shares and options can be found in section D of the remuneration report.

2010 Name	Balance at the beginning of the financial period	Granted during the financial period	Exercised during the financial period	Balance at the end of the financial period	Vested and exercisable at the end of the financial period
Director					
Matthew Howison	4,500,000	-	-	4,500,000	4,500,000
David Berrie	6,000,000	-	-	6,000,000	6,000,000
Christopher Reindler	4,500,000	-	-	4,500,000	4,500,000
Marcello de Angelis	-	500,000	-	500,000	500,000
Other executives					
Robert Waugh	-	500,000	-	500,000	500,000
Michael Langoulant	4,500,000	-	-	4,500,000	4,500,000

For personal use only

(e) Shareholdings of key management personnel

The number of shares in the Company held during the financial period by each director of the Company and key management personnel of the Group, including their personally related parties, are set out below.

2010 Name - Ordinary shares	Balance at start of year	Movement during the year	Balance at the end of the financial year
Director			
Matthew Howison	6,000,000	12,500	6,012,500
David Berrie	1,000,000	-	1,000,000
Christopher Reindler	9,000,000	(2,300,000)	6,700,000
Marcello de Angelis	200,000	-	200,000
Other executives			
Robert Waugh	-	-	-
Michael Langoulant	6,375,000	-	6,375,000

NOTE 18: RELATED PARTY DISCLOSURE

The ultimate parent entity in the wholly-owned group and the ultimate Australian parent entity is Raisama Limited. The consolidated financial statements include the financial statements of Raisama Limited and the controlled entities listed in the following table:

Name of entity	Country of incorporation	Class of shares	Equity holding 2010 %	Equity holding 2009 %
Business Sphere LLC	Kyrgyz Republic	Ordinary	75	-
SA Drilling Pty Ltd	Australia	Ordinary	100	100
Samarai Pty Ltd	Australia	Ordinary	100	100

The transactions between Raisama Limited and its controlled entities during this financial year consisted of loans between Raisama Limited and its controlled entities.

Related Parties

The following table provides details of advances to related parties and outstanding balances at balance date.

	Parent entity 2010 $	Parent entity 2009 $
Business Sphere LLC	**549,170**	-
SA Drilling Pty Ltd	**206,356**	202,370
Samarai Pty Ltd	**255,884**	103,409
Impairment of loans to controlled entities	**(1,011,410)**	-
	-	305,779

For personal use only

Director and key management related party contracts

	Consolidated	
	2010 $	2009 $
a) Director related		
M Howison is a director and shareholder in a Company that was paid IPO corporate consulting and capital raising fees	260,000	-
b) Other executives related		
M Langoulant is a director and shareholder in a Company that provides accounting, bookkeeping, secretarial and professional corporate administrative services to the Company	84,000	-

NOTE 19: PARENT ENTITY DISCLOSURES

	30 June 2010 $	30 June 2009 $
Financial position		
Assets		
Current assets	9,310,826	27,848
Non-current assets	609,174	527,230
Total assets	9,920,000	555,078
Liabilities		
Current liabilities	559,954	11,475
Non-current liabilities	65,000	160,000
Total liabilities	624,954	171,475
Equity		
Issued capital	13,290,589	692,750
Accumulated losses	(4,381,843)	(440,338)
Reserves	386,300	234,600
Total equity	9,295,046	487,012
Financial performance		
Loss for the year	(3,941,504)	(537,747)
Other comprehensive income	-	-
Total comprehensive loss	(3,941,504)	(537,747)

NOTE 20: EVENTS AFTER THE BALANCE DATE

There has not been any matter or circumstance that has arisen after balance date that has significantly affected, or may significantly affect, the operations of the Group, the results of those operations, or the state of affairs of the Group in future financial periods.

For personal use only

NOTE 21: RECONCILIATION OF LOSS AFTER INCOME TAX TO NET CASH OUTFLOW FROM OPERATING ACTIVITIES

	Consolidated	
	2010 $	2009 $
a) Reconciliation of loss from ordinary activities after income tax to net cash outflow from operating activities		
Net loss for the year	(3,409,289)	(537,747)
Depreciation	9,768	-
Share based payment expense	151,700	234,600
Project acquisition costs written off	474,461	-
Foreign exchange losses	40,383	-
Exploration expenditure incurred	1,233,167	277,588
(Increase) / decrease in trade and other receivables	(110,105)	(11,578)
(Increase) / decrease in inventory	(4,204)	-
Increase / (decrease) in trade and other payables	303,595	11,475
Net cash outflow from operating activities	(1,310,524)	(25,662)

b) Non-cash financing and investing activities

During the 2010 financial year a total of 430,000 ordinary shares in the Company were issued to the value of $150,500 for the purchase of a controlled entity. In the 2009 year 3,000,000 ordinary shares in the Company were issued to the value of $300,000 for the purchase of a controlled entity.

NOTE 22: AUDITORS' REMUNERATION

The auditors of the Group are HLB Mann Judd.

	Consolidated	
	2010 $	2009 $
Assurance services		
HLB Mann Judd:		
Audit and review of financial statements	32,000	-
Total remuneration for audit services	32,000	-
Other services		
HLB Mann Judd:		
Independent accountant's report for Company's IPO	10,000	-
Total auditors' remuneration	42,000	-

For personal use only

NOTE 23: ACQUISITION OF SUBSIDIARY

Effective as at 31 December 2009, the Company acquired 75% of Business Sphere LLC, a uranium exploration Company located in the Kyrgyz Republic. The purchased was satisfied by the issue of 430,000 ordinary shares at the IPO issue price of $0.35 each and the payment of $150,000.

The net assets acquired in the business combination at the date of acquisition, and the goodwill arising, are as follows:

	Business Sphere LLC carrying amount $	Fair value adjustments $	Fair value $
Net assets acquired:			
Cash and cash equivalents	22,434	-	22,434
Trade and other receivables	3,226	-	3,226
Property, plant and equipment	5,932	-	5,932
Capitalised exploration project acquisition costs	188,343	528,951	717,294
Trade and other payables	(6,570)	-	(6,570)
Shareholder loan	(341,783)	-	(341,783)
	(128,418)	528,951	400,533
Less: non-controlling interest			(100,033)
Goodwill on consolidation			-
Total consideration			300,500
The cash outflow on acquisition is as follows:			
Net cash acquired with subsidiary			22,434
Cash paid			(150,000)
Net cash outflow			(127,566)

The non-controlling interest of 25% in Business Sphere LLC recognised at the acquisition date was measured by reference to the non-controlling interests' proportionate share of the acquiree's identifiable net assets amounted to $100,033.

If the combination had taken place at the beginning of the year, the loss of the Group would have been $55,507 higher.

For personal use only

DIRECTORS' DECLARATION

1. In the opinion of the directors:

   a. the accompanying financial statements and notes are in accordance with the Corporations Act 2001 including:

      i. giving a true and fair view of the consolidated entity's financial position as at 30 June 2010 and of its performance for the financial year then ended; and

      ii. complying with Accounting Standards and Corporations Regulations 2001; and

   b. there are reasonable grounds to believe that the Company will be able to pay its debts as and when they become due and payable.

   c. the financial statements and notes thereto are in accordance with International Financial Reporting Standards issued by the International Accounting Standards Board.

2. This declaration has been made after receiving the declarations required to be made to the directors in accordance with Section 295A of the Corporations Act 2001 for the year ended 30 June 2010.

This declaration is signed in accordance with a resolution of the Board of Directors.

D Berrie
Managing Director
Perth, Western Australia
29 September 2010

For personal use only

HLB Mann Judd

Accountants | Business and Financial Advisers

INDEPENDENT AUDITOR'S REPORT

To the members of
RAISAMA LIMITED

Report on the Financial Report

We have audited the accompanying financial report of Raisama Limited ("the company"), which comprises the statement of financial position as at 30 June 2010, and the statement of comprehensive income, statement of changes in equity and statement of cash flows for the year ended on that date, a summary of significant accounting policies, other explanatory notes and the directors' declaration of the consolidated entity comprising the company and the entities it controlled at the year's end or from time to time during the financial year as set out on pages 33 to 57.

Directors' Responsibility for the Financial Report

The directors of the company are responsible for the preparation and fair presentation of the financial report in accordance with Australian Accounting Standards (including the Australian Accounting Interpretations) and the *Corporations Act 2001*. This responsibility includes establishing and maintaining internal controls relevant to the preparation and fair presentation of the financial report that is free from material misstatement, whether due to fraud or error; selecting and applying appropriate accounting policies; and making accounting estimates that are reasonable in the circumstances.

In Note 1(c), the directors also state, in accordance with Accounting Standard AASB 101: Presentation of Financial Statements, that the consolidated financial statements comply with International Financial Reporting Standards.

Auditor's Responsibility

Our responsibility is to express an opinion on the financial report based on our audit. We conducted our audit in accordance with Australian Auditing Standards. These Auditing Standards require that we comply with relevant ethical requirements relating to audit engagements and plan and perform the audit to obtain reasonable assurance whether the financial report is free from material misstatement.

An audit involves performing procedures to obtain audit evidence about the amounts and disclosures in the financial report. The procedures selected depend on the auditor's judgement, including the assessment of the risks of material misstatement of the financial report, whether due to fraud or error. In making those risk assessments, the auditor considers internal control relevant to the company's preparation and fair presentation of the financial report in order to design audit procedures that are appropriate in the circumstances, but not for the purpose of expressing an opinion on the effectiveness of the company's internal control. An audit also includes evaluating the appropriateness of accounting policies used and the reasonableness of accounting estimates made by the directors, as well as evaluating the overall presentation of the financial report.

Our audit did not involve an analysis of the prudence of business decisions made by directors or management.

We believe that the audit evidence we have obtained is sufficient and appropriate to provide a basis for our audit opinions.

HLB Mann Judd (WA Partnership) ABN 22 193 232 714
Level 4, 130 Stirling Street Perth WA 6000. PO Box 8124 Perth BC 6849 Telephone +61 (08) 9227 7500. Fax +61 (08) 9227 7533.
Email: hlb@hlbwa.com.au. Website: http://www.hlb.com.au
Liability limited by a scheme approved under Professional Standards Legislation

HLB Mann Judd (WA Partnership) is a member of HLB International, a worldwide organisation of accounting firms and business advisers.

For personal use only

HLB Mann Judd

Accountants | Business and Financial Advisers

Independence
In conducting our audit, we have complied with the independence requirements of the *Corporations Act 2001*.

Auditor's Opinion
In our opinion:

(a) the financial report of Raisama Limited is in accordance with the *Corporations Act 2001*, including:

(i) giving a true and fair view of the consolidated entity's financial position as at 30 June 2010 and of its performance for the year ended on that date; and

(ii) complying with Australian Accounting Standards (including the Australian Accounting Interpretations) and the *Corporations Regulations 2001*; and

(b) the consolidated financial statements also comply with International Financial Reporting Standards as disclosed in Note 1(c).

Report on the Remuneration Report
We have audited the Remuneration Report included in the directors' report for the year ended 30 June 2010. The directors of the company are responsible for the preparation and presentation of the Remuneration Report in accordance with section 300A of the *Corporations Act 2001*. Our responsibility is to express an opinion on the Remuneration Report, based on our audit conducted in accordance with Australian Auditing Standards.

Auditor's Opinion
In our opinion the Remuneration Report of Raisama Limited for the year ended 30 June 2010 complies with section 300A of the *Corporations Act 2001*.

HLB Mann Judd

HLB MANN JUDD
Chartered Accountants

Perth, Western Australia
29 September 2010

W M CLARK
Partner

For personal use only

ADDITIONAL INFORMATION

The shareholder information set out below was applicable as at 30 September 2010.

A. Distribution of equity securities

Analysis of numbers of equity security holders by size of holding:

	Class of equity security Ordinary shares
1 - 1,000	9
1,001 - 5,000	41
5,001 - 10,000	69
10,001 - 100,000	302
100,001 and over	98
	519

There were 31 holders of less than a marketable parcel of ordinary shares.

B. Equity security holders

Twenty largest quoted equity security holders – ordinary shares

	Ordinary shares	
Name	No. held	% of issued shares
Hebei Mining Australia Pty Ltd	7,000,000	8.51%
Matthew Howison	5,600,000	6.81%
Veblen Group Pty Ltd <JCL a/c>	5,600,000	6.81%
Lanza Holdings Pty Ltd <Togesa a/c>	4,625,000	5.62%
UBS Wealth Management Australia Nominees Pty Ltd	3,719,598	4.52%
Christopher Reindler	3,700,000	4.50%
Hebei Mining (Australia) Holding Pty Ltd	2,000,000	2.43%
Renaissance Pty Ltd	2,000,000	2.43%
Ronald Winston	2,000,000	2.43%
Criterion Properties Ltd	1,995,000	2.43%
Nariva Services Inc	1,800,000	2.19%
Lanza Holdings Pty Ltd <Langoulant Family s/f a/c>	1,750,000	2.13%
Peggie Reindler	1,500,000	1.82%
Tigerbite Pty Ltd	1,375,000	1.67%
Joanna Olene Brown	1,285,741	1.56%
Chris O'Donoghue	1,240,000	1.51%
Diane Parker	857,142	1.04%
Wigmore Asia Limited	800,000	0.97%
Craig Daniel Bolton	714,285	0.87%
Davthea Pty Ltd	650,000	0.79%
	50,211,766	**61.05%**

For personal use only

C. Substantial holders

Substantial shareholders in the Company are set out below:

	Number Held	Percentage
Ordinary shares		
Hebei Mining Australia Pty Ltd	9,000,000	10.94%
Chris Reindler	6,700,000	8.15%
Lanza Holdings Pty Ltd	6,375,000	7.75%
Matthew Howison	6,012,500	7.31%
Veblen Group Pty Ltd <JCL a/c>	6,012,500	7.31%

D. Voting rights

The voting rights attaching to each class of equity securities are set out below:

Ordinary shares

On a show of hands every member present at a meeting in person or by proxy shall have one vote and upon a poll each share shall have one vote.

DESIGN BY
NUDE DESIGN STDUIO

For personal use only

raisama