



ABN 91 124 752 745

Financial Statements

**For The Half-Year Ended
31 December 2010**

Contents

	Page
Directors' Report	3
Auditor's Independence Declaration	10
Condensed Statement of Comprehensive Income	11
Condensed Statement of Financial Position	12
Condensed Statement of Changes in Equity	13
Condensed Statement of Cash Flows	14
Notes to the Consolidated Financial Statements	15
Directors' Declaration	19
Independent Auditor's Review Report	20

Directors' Report

The Directors present the consolidated financial statements of GBM Resources Limited for the half-year ended 31 December 2010.

Directors

The following persons were directors of GBM Resources Limited during the whole of the half-year and up to the date of this report, unless stated otherwise:

Peter May	<i>(Non-Executive Chairman) (resigned 31 October 2010)</i>
Peter Thompson	<i>(Executive Chairman)</i>
Neil Norris	<i>(Executive Director)</i>
Cameron Switzer	<i>(Non-Executive Director)</i>

Company Secretary

Kevin Hart

Review of Operations

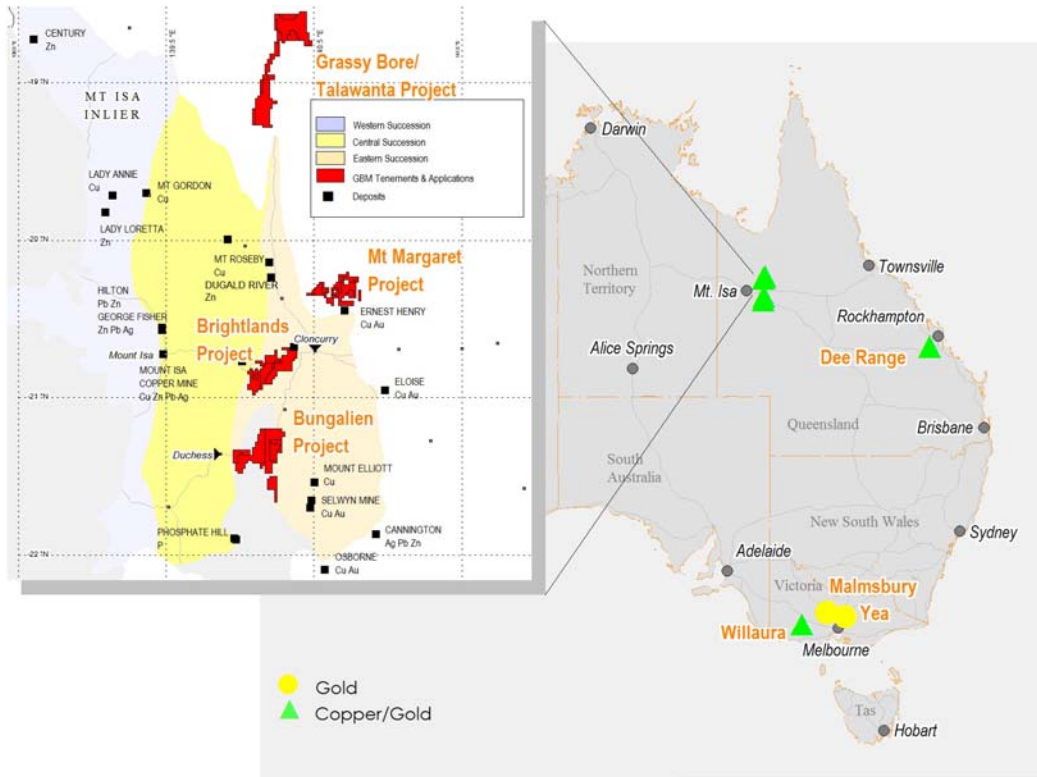
The consolidated net loss after income tax for the half-year was \$470,029 (31 December 2009: \$1,792,019).

At the end of the half-year the Group had \$2,432,205 (30 June 2010: \$756,129) in cash and at call deposits. Capitalised mineral exploration and evaluation expenditure is \$8,166,551 (30 June 2010: \$6,999,649).

Significant Highlights for The Year To Date:

- A\$4.5 million Placement closed in December heavily oversubscribed to accelerate exploration activities at the Brightlands Copper Gold Project in NW Queensland.
- Significant results from the Milo Prospect (which lies within Brightlands) confirms potential for a large Iron Oxide Copper Gold System (IOCG). Estimation of an initial Exploration target*³ of between 30Mt and 80Mt of mineralised material averaging between 0.8% and 1.2% Cu equivalent*¹. Drilling to date supports that Milo has the potential to be a large Breccia hosted, poly-metallic IOCG system.
- The results from the shallow hole drilling at the Tiger T2 Prospect (which lies within Brightlands) has significantly upgraded the soil anomaly and provided further confirmation of the widespread copper mineralisation in the Tiger area, adjacent to the Rocklands Cu/Co deposits.
- Mitsui & Co has acquired a 25% interest of Pan Pacific Copper Co Limited interest in the A\$55 million Farm-in Agreement with GBM. Mitsui & Co is one of the most diversified and comprehensive trading, investment and service enterprises in the world, with 153 offices in 65 countries. The introduction of Mitsui as a partner endorses the significant potential of GBM's extensive tenement portfolio in the Mount Isa region.
- The company's exploration budget for 2011 is between \$6-7million (includes \$3 million of JV expenditure). The company's cash balance at the date of this report is \$6 million.
- The company had one LTI to date and has completed over 30 months with no significant environmental incidents. GBM will continue to target zero injuries and environmental incidents to achieve the highest standards in safety and environmental management.

Directors' Report



PROJECT LOCATION
DECEMBER QUARTER 2010

Review of Exploration

The main exploration focus for the Company during the half year ended 31 December 2010 has been at the Company's Brightlands IOCG project which lies on the Eastern Succession of the Mt Isa region, and on commencing activities under the farm-in agreement with Pan Pacific Co Ltd at the Company's joint venture in the Mt Isa region of North Queensland.

Brightlands Copper Gold Project

Milo Prospect

Exploration carried out during the half year has confirmed consistent mineralisation over long intervals, including significant zones of high grade mineralisation, confirming the emergence of the Milo Prospect as a large breccia hosted, poly-metallic Iron Oxide Copper Gold System (IOCG).

For personal use only

Directors' Report

Review of Exploration (continued)



Picture; Looking west to massive breccia outcrop at Milo

During the period, the Company completed a 1,600 metre diamond drill program at the Milo Prospect, results*² from which included:

- 107 metres @ 0.8% Cu equivalent (including 37 metres @ 1.1% Cu equivalent); and
- 86 metres @ 0.8% Cu equivalent (including 27 metres @ 1.2% Cu equivalent).

Drilling during the period has confirmed consistent mineralisation over broad intervals including copper, gold, silver, molybdenum, cobalt and uranium.

An initial exploration target has been estimated for the Milo Prospect of between 30 and 80 million tonnes within a grade range of 0.8% and 1.2% Cu equivalent, although the mineralising system remains open at depth and along strike.

Recent 3D modelling of airborne magnetic data for the Milo IOCG Prospect area has now increased the potential for mineralisation to extend beyond the recently released initial exploration target. The Milo IOCG mineralising system remains open both at depth and along strike which suggests potential for future increases in exploration target size.

The forward program at the Milo prospect will commence after the normal North-West Queensland wet season (approximately end March 2011) and will involve:

- Drilling to test the depth and the strike of the current work area to confirm and or expand the initial exploration target size of 30-80 million tonnes grading between 0.8% to 1.2% Cu equivalent.
- Drill test the magnetic high that sits alongside the current work area.
- Complete a step-out drill program over the 2km strike to confirm Milo's mineralizing potential, and
- Complete metallurgical test work to provide indicative recovery data for a project scoping study.

The results from this program would provide the basis for resource drilling to follow.

Directors' Report

Review of Exploration (continued)

Tiger T2 Prospect

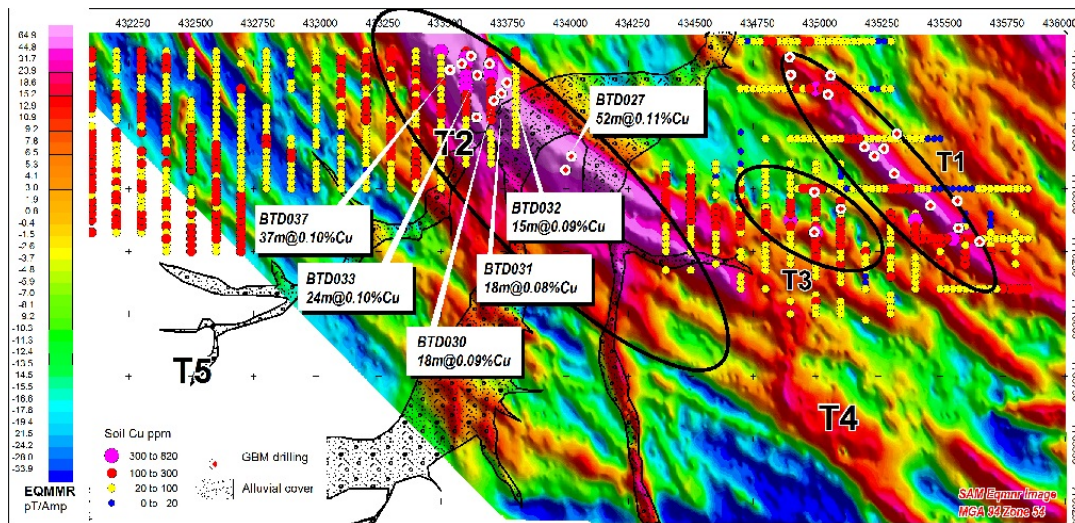
During the period the Company completed initial drilling at the Tiger T2 Prospect which was designed to test the strongest section of the soil geochemical copper anomaly and the continuation of the strong SAM conductivity anomaly. The results from this widely spaced, shallow 12 hole, 773 metre drill program have indicated the T2 Prospect to be a potential IOCG system.

9 holes of the 12 hole program recorded down-hole intersections of approximately 0.1% Cu or greater. Results*² include:

- 52 metres @ 0.11% Cu (including a peak value of 0.2%);
- 37 meters @ 0.10% Cu; and
- 24 metres @ 0.10% Cu (including a peak value of 0.3%).

These results significantly upgrade the soil anomaly and Sub Audio Magnetic anomaly and provide further confirmation of the widespread copper mineralisation in the Tiger area, adjacent to the Rocklands Cu-Co deposits in the Cloncurry District of North West Queensland.

Future work at the prospect will include gravity surveying followed up by further bedrock and deeper RC drilling.



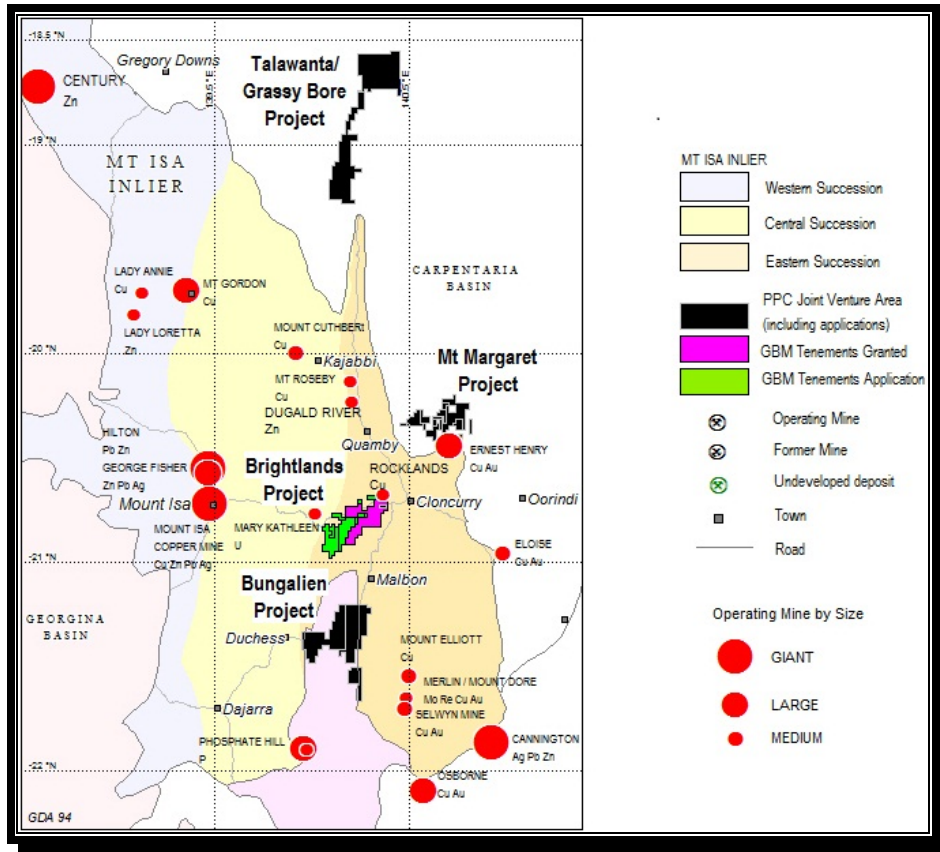
Tiger T2 drill hole location plan over SAM EQMNR

Pan Pacific Copper A\$55 million Farm-in Project

During the period the Company carried out fieldwork on the joint venture prospects, principally on the Chumvale Breccia, Talawanta and Grassy Bore Copper Gold Projects, including detailed gravity at Talawanta, Malbon 2 and Grassy Bore to identify high order drill targets.

Directors' Report

Review of Exploration (continued)



Talawanta and Grassy Bore Copper Gold Projects

Results from review of gravity surveys include:

- Localised gravity highs have been identified at Talawanta and Grassy Bore, and closer spaced survey data will be used to identify drill targets,
- At Ibis (Grassy Bore) a gravity high coincident with historic drilling which indicated hydrothermal magnetite and copper mineralisation is offset southwards from the magnetic high. This may be interpreted as hematite zone extending south and was identified as a drill target for improved copper mineralisation.
- A further coincident magnetic-gravity high has been identified as a key drill target.
- At Talawanta 500 metre spaced surveying has confirmed that historic drilling, which intersected intense hydrothermal alteration, did not test the strongest gravity features. Priority drill targets will be defined.

Drilling of the two identified targets at Grassy Bore commenced in November 2010. The first hole halted at a depth of approximately 500 metres due to an early onset of the summer wet season. The program will resume at the end of the wet season in early 2011.

For personal use only

Directors' Report

Review of Exploration (continued)

Bungalien – Horse Creek Copper Gold Projects

Detailed gravity surveying was completed over the Malbon 2 Prospect using a 200m spacing that was closed in to 100m spacing over areas of interest. Magnetic and gravity data sets will be used to define drill holes to test the basement geology of the area. Follow up work will include soil sampling and a scout drilling program to determine the bedrock alteration and cover sequence.

^{*1} *Copper Equivalent calculation represents the total metal value for each metal, multiplied by the conversion factor, summed and expressed in equivalent copper percentage. These results are exploration results only and no allowance is made for recovery losses that may occur should mining eventually result. However it is the company's opinion that elements considered here have a reasonable potential to be recovered. It should also be noted that current state and federal legislation may impact any potential future extraction of Uranium. Prices and conversion factors used are summarised below, rounding errors may occur.*

Commodity	Price	Units	unit value	unit	Conversion factor (unit value/Cu % value)
copper	6836	US\$/t	68.36	US\$/%	1.0000
gold	1212	US\$/oz	38.97	US\$/ppm	0.5700
cobalt	40000	US\$/t	0.04	US\$/ppm	0.0006
silver	18	\$/oz	0.58	US\$/ppm	0.0085
uranium	40	US\$/lb	0.08	US\$/ppm	0.0012
molybdenum	38000	US\$/t	0.04	US\$/ppm	0.0006

^{*2} *Intersections quoted are length weighted averages of results for individual sample intervals. Samples were taken at 1 metre intervals in RC drilling by multistage splitter and generally 1 metre intervals of half sawn core with maximum of 2metres for diamond drilling. Analyses were completed by ALS in Mt Isa for all elements other than gold by ME-ICP61, over limit (>1%) Cu by Cu-OG46 and AU by Au-AA25 in Brisbane. Holes range in declination from 50^o to 70^o to 225^o MGA at Milo and 80^o to 270^o MGA at Tiger. Mineralised zones are interpreted to dip steeply in the opposite direction, holes are therefore drilled approximately perpendicular to the interpreted strike of mineralised zones.*

^{*3} *It should be noted that this is an exploration target only, potential quantity and grade is conceptual in nature, there has been insufficient exploration to define a Mineral Resource and it is uncertain if further exploration will result in the determination of a Mineral Resource. The tonnage estimate is based on a 475 metre strike length with an average combined width of 80 metres and depth of 500 metres being the volume broadly tested by drilling to date. A nominal bulk density of 3.0 t/m³ was assumed. An accuracy of +/- 50% was assumed to provide a tonnage range reflecting the conceptual nature of this target estimate. Grade ranges represent the range of downhole intersections available over significant widths to date.*

The information in this report that relates to Exploration Results is based on information compiled by Neil Norris, who is a Member or Fellow of The Australasian Institute of Mining and Metallurgy. Mr Norris is a full-time employee of the company. Mr Norris has sufficient experience which is relevant to the style of mineralisation and type of deposit under consideration and to the activity which he is undertaking to qualify as a Competent Person as defined in the 2004 Edition of the 'Australasian Code for Reporting of Exploration Results, Mineral Resources and Ore Reserves'. Mr Norris consents to the inclusion in the report of the matters based on his information in the form and context in which it appears.

For personal use only

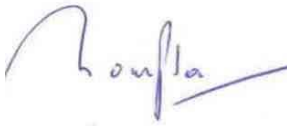
Directors' Report

Auditor's Independence Declaration

A copy of the Auditor's Independence Declaration as required under Section 307C of the Corporations Act is set out on the following page.

This report is made in accordance with a resolution of the Directors.

DATED at Perth this 14th day of March 2011.

A handwritten signature in blue ink, appearing to read 'P. Thompson', with a long horizontal stroke extending to the right.

Peter Thompson
Executive Chairman

For personal use only

AUDITOR'S INDEPENDENCE DECLARATION

As lead auditor for the review of the financial report of GBM Resources Limited for the half-year ended 31 December 2010, I declare that to the best of my knowledge and belief, there have been no contraventions of:

- a) the auditor independence requirements of the *Corporations Act 2001* in relation to the review; and
- b) any applicable code of professional conduct in relation to the review.

Perth, Western Australia
14 March 2011



W M CLARK
Partner, HLB Mann Judd

For personal use only

GBM Resources Limited
ABN 91 124 752 745

Condensed Statement of Comprehensive Income
For the half-year ended 31 December 2010

		Consolidated	
		31	31
		December	December
		2010	2009
		\$	\$
	Note		
Revenue	3	176,938	15,792
Total Revenue		176,938	15,792
Employee expenses		(89,024)	(33,401)
Share based payments expense		-	(1,400,000)
Depreciation and amortisation expenses		(13,080)	(16,838)
Consulting and professional expenses		(255,806)	(207,059)
Travel expenses		(23,180)	(32,289)
Other and administration expenses		(265,877)	(118,224)
Loss before income tax		(470,029)	(1,792,019)
Income tax benefit/expense		-	-
Net loss for the half-year attributable to the members of the parent entity		(470,029)	(1,792,019)
Other comprehensive Income		-	-
Total comprehensive result for the period attributable to the members of the parent entity		(470,029)	(1,792,019)
Loss per share			
Basic loss per share (cents)		(0.3)	(1.3)

The above statement of comprehensive income should be read in conjunction with the accompanying notes.

For personal use only

GBM Resources Limited
ABN 91 124 752 745

Condensed Statement of Financial Position
As At 31 December 2010

		Consolidated	
		31 December 2010 \$	30 June 2010 \$
	Note		
Current assets			
Cash and cash equivalents		2,432,205	756,129
Trade and other receivables		96,002	395,216
Total current assets		2,528,207	1,151,345
Non-current assets			
Trade and other receivables		38,729	33,729
Property, plant and equipment		400,832	83,930
Exploration and evaluation assets		8,166,551	6,999,649
Total non-current assets		8,606,112	7,117,308
Total assets		11,134,319	8,268,653
Current liabilities			
Trade and other payables		385,057	239,148
Share subscription liability		400,000	-
Total current liabilities		785,057	239,148
Total liabilities		785,057	239,148
Net assets		10,349,262	8,029,505
Equity			
Issued capital	4	13,047,509	11,179,440
Option reserve	5	698,146	-
Share based payments reserve		223,571	-
Accumulated losses		(3,619,964)	(3,149,935)
Total equity		10,349,262	8,029,505

The above statement of financial position should be read in conjunction with the accompanying notes.

GBM Resources Limited
ABN 91 124 752 745

Condensed Statement of Changes in Equity
For the half-year ended 31 December 2010

	Consolidated				
	Issued capital \$	Accumulated losses \$	Option reserve \$	Share based payments reserve \$	Total \$
At 1 July 2009	7,347,040	(1,838,603)	328,796	45,166	5,882,399
Total comprehensive result for the half-year:					
Loss for the half-year	-	(1,792,019)	-	-	(1,792,019)
Transactions with owners in their capacity as owners:					
Share issue	4,549,900	-	-	-	4,549,900
Costs of share issues	(335,000)	-	-	-	(335,000)
Options issued in lieu of share issue costs	(437,500)	-	-	437,500	-
At 31 December 2009	11,124,440	(3,630,622)	328,796	482,666	8,305,280
At 1 July 2010	11,179,440	(3,149,935)	-	-	8,029,505
Total comprehensive result for the half-year:					
Loss for the half-year	-	(470,029)	-	-	(470,029)
Transactions with owners in their capacity as owners:					
Shares and Options issued	2,280,000	-	698,146	-	2,978,146
Costs of securities issued	(188,360)	-	-	-	(188,360)
Options issued in lieu of share issue costs	(223,571)	-	-	223,571	-
At 31 December 2010	13,047,509	(3,619,964)	698,146	223,571	10,349,262

The above statement of changes in equity should be read in conjunction with the accompanying notes.

For personal use only

GBM Resources Limited
ABN 91 124 752 745

Condensed Statement of Cash Flows
For the half-year ended 31 December 2010

		Consolidated	
		31	31
		December	December
		2010	2009
Note		\$	\$
Cash flows from operating activities			
	Interest received	31,887	15,977
	Exploration grant income	66,000	-
	JV management fee income	82,083	-
	Payments to suppliers and employees	(506,357)	(396,536)
	Net cash used in operating activities	(326,387)	(380,559)
Cash flows from investing activities			
	Funds provided by JV partner under Farm-in agreement	762,188	-
	Payments for exploration and evaluation, including joint venture spend	(1,649,831)	(1,105,810)
	Proceeds from sale of plant and equipment	35,890	-
	Payments for plant and equipment	(335,570)	(5,291)
	Net cash used in investing activities	(1,187,323)	(1,111,101)
Cash flows from financing activities			
	Proceeds from issue of securities	3,378,146	3,009,435
	Payments for transaction costs relating to share issues	(188,360)	(195,000)
	Net cash from financing activities	3,189,786	2,814,435
	Net increase in cash held	1,676,076	1,322,775
	Cash at the beginning of the period	756,129	1,570,871
	Cash at the end of the period	2,432,205	2,893,646

The above statement of cash flows should be read in conjunction with the accompanying notes.

Notes to the Consolidated Financial Statements
For the half-year ended 31 December 2010

Note 1 Basis of preparation of half-year report

These general purpose financial statements for the half-year reporting period ended 31 December 2010 have been prepared in accordance with Australian Accounting Standard 134 *Interim Financial Reporting* and the Corporations Act 2001.

The financial report has been prepared on the historical cost basis.

These half-year financial statements do not include all the notes of the type normally included in annual financial statements and therefore cannot be expected to provide as full an understanding of the financial performance, financial position and financing and investing activities of the consolidated entity as the full financial statements. Accordingly, these half-year financial statements are to be read in conjunction with the annual financial statements for the year ended 30 June 2010 and any public announcements made by GBM Resources Limited during the half-year reporting period in accordance with the continuous disclosure requirements of the Corporations Act 2001.

The same accounting policies, accounting judgements, key estimates and methods of computation have generally been followed in these half-year financial statements as compared with the most recent annual financial statements.

The financial statements have been prepared on the going concern basis.

Adoption of new and revised accounting standards

In the half year ended 31 December 2010, the Group has reviewed all of the new and revised Standards and Interpretations issued by the AASB that are relevant to its operations and effective for annual reporting periods beginning on or after 1 July 2010. It has been determined by the Group that, there is no impact, material or otherwise, of the new and revised standards and interpretations on its business and therefore no change is necessary to Group accounting policies.

The Group has also reviewed all new Standards and Interpretations that have been issued but are not yet effective for the half-year ended 31 December 2010. As a result of this review the Directors have determined that there is no impact, material or otherwise, of the new and revised Standards and Interpretations on its business and, therefore, no change necessary to Group accounting policies

No retrospective change in accounting policy or material reclassification has occurred requiring the inclusion of a third Statement of Financial Position as at the beginning of the comparative financial period, as required under AASB 101.

The consolidated half-year financial statements were approved by the Board of Directors on 14th March 2011.

Notes to the Consolidated Financial Statements
For the half-year ended 31 December 2010

Note 2 Segment information

The group has identified its operating segments based on the internal reports that are reviewed and used by the board of directors in assessing performance and determining the allocation of resources. Reportable segments disclosed are based on aggregating operating segments, where the segments have similar characteristics. The group's sole activity is mineral exploration and resource development wholly within Australia, therefore it has aggregated all operating segments into the one reportable segment being mineral exploration.

The reportable segment is represented by the primary statements forming these financial statements.

Note 3 Revenue

	Consolidated	
	31 December 2010	31 December 2009
	\$	\$
Interest income	28,553	15,792
Joint venture management fee income	82,083	-
Exploration grant income	66,000	-
Gain on sale of assets	302	-
	176,938	15,792

Note 4 Issued capital

	31 December 2010	31 December 2009	31 December 2010	31 December 2009
	#	#	\$	\$
Issued capital - Shares				
At the beginning of the period	158,393,504	109,598,504	11,179,440	7,347,040
Share placement - \$0.02	-	25,000,000	-	500,000
Issued in lieu of capital raising costs - \$0.14	-	1,000,000	-	140,000
Issued to directors and consultants in lieu of cash remuneration - \$0.14	-	10,000,000	-	1,400,000
Share placement - \$0.20	-	12,500,000	-	2,500,000
Exercise of options - \$0.22	-	45,000	-	9,900
Share placement - \$0.10	5,000,000	-	500,000	-
Share placement - \$0.10	17,800,000	-	1,780,000	-
Capital raising costs - options issued (Note 5)	-	-	(223,571)	(437,500)
Costs related to share issues	-	-	(188,360)	(335,000)
	181,193,504	158,143,504	13,047,509	11,124,440

The capital raising costs of \$223,571 (2009: \$437,500) are in respect of the issue of 11,178,571 (2009: 6,250,000) listed options to consultants in relation to share placements (Note 5).

Notes to the Consolidated Financial Statements
For the half-year ended 31 December 2010

Note 5 Options

	31 December 2010 #	31 December 2009 #	Option Capital	
			31 December 2010 \$	31 December 2009 \$
At the beginning of the period	-	64,109,552	-	328,796
Options issued for capital raising costs	-	6,250,000	-	437,500
Options exercised	-	(45,000)	-	-
Option – priority entitlement issue	69,814,553	-	698,146	-
Placement – attaching options	23,800,000	-	-	-
Options issued for capital raising costs (Note 4)	11,178,571	-	-	-
	103,793,124	70,314,552	698,146	766,296

The Company completed a priority entitlement offer of listed options exercisable at 20 cents each on or before 30 June 2013 on 14 September 2010, issuing 69,814,553 options at 1 cent per option. 22,800,000 listed options were issued as attaching securities to share placements.

Note 6 Dividends

No dividends were paid or proposed during the period.

The Company has no franking credits available as at 31 December 2010.

Note 7 Contingencies

(i) Contingent liabilities

There has been no change in contingent liabilities since the last annual reporting date.

(ii) Contingent assets

There has been no change in contingent assets since the last annual reporting date.

Notes to the Consolidated Financial Statements
For the half-year ended 31 December 2010

Note 8 Events occurring after the balance date

Other than for the following, there has not arisen in the interval between the end of the period and the date of this report any item, transaction or event of a material and unusual nature likely, in the opinion of the Directors of the Group to affect substantially the operations of the Group, the results of those operations or the state of affairs of the Company in subsequent financial years.

No changes have occurred in the composition of the controlled entities during the half year or since the end of the period.

- On 19 January 2011, the Company completed the first tranche of a share placement, being 25,000,000 ordinary fully paid shares at 12 cents each, within the Company's 15% placement capacity;
- On 23 February 2011, the Company completed the second tranche of the share placement, being 13,958,334 ordinary fully paid shares at 12 cents each, subsequent to shareholder approval granted at a general meeting of shareholders on 31 January 2011, and completed the issue of 10,000,000 listed options exercisable at 20 cents each on or before 30 June 2013 to Greenday Corporate Pty Ltd for the provision of corporate services in relation to the share placement.

For personal use only

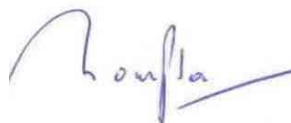
Directors' Declaration

The Directors of GBM Resources Limited ("the Company") declare that:

- (a) the half-year financial statements and notes set out on pages 11 to 18 are in accordance with the Corporations Act 2001, including:
 - (i) complying with Australian Accounting Standard AASB134 – *Interim Financial Reporting*, and the Corporations Regulations 2001; and
 - (ii) giving a true and fair view of the Group's financial position as at 31 December 2010 and of its performance for the half-year ended on that date.
- (b) there are reasonable grounds to believe that the Company will be able to pay its debts as and when they become due and payable.

This declaration is made in accordance with a resolution of the Directors.

Signed at Perth this 14th day of March 2011.



Peter Thompson
Executive Chairman

INDEPENDENT AUDITOR'S REVIEW REPORT

To the members of GBM Resources Limited

Report on the Condensed Half-Year Financial Report

We have reviewed the accompanying half-year financial report of GBM Resources Limited ("the Company") which comprises the condensed statement of financial position as at 31 December 2010, the condensed statement of comprehensive income, condensed statement of changes in equity and condensed statement of cash flows for the half-year ended on that date, notes comprising a summary of significant accounting policies and other explanatory notes and the directors' declaration of the consolidated entity comprising the Company and the entities it controlled at the half-year end or from time to time during the half-year.

Directors' Responsibility for the Half-Year Financial Report

The directors of the Company are responsible for the preparation of the half-year financial report that gives a true and fair view in accordance with Australian Accounting Standards and the *Corporations Act 2001* and for such control as the directors determine is necessary to enable the preparation of the half-year financial report that is free from material misstatement, whether due to fraud or error.

Auditor's Responsibility

Our responsibility is to express a conclusion on the half-year financial report based on our review. We conducted our review in accordance with Auditing Standard on Review Engagements ASRE 2410 *Review of a Financial Report Performed by the Independent Auditor of the Entity*, in order to state whether, on the basis of the procedures described, we have become aware of any matter that makes us believe that the financial report is not in accordance with the *Corporations Act 2001* including: giving a true and fair view of the consolidated entity's financial position as at 31 December 2010 and its performance for the half-year ended on that date; and complying with Accounting Standard AASB 134 *Interim Financial Reporting* and the *Corporations Regulations 2001*. As the auditor of GBM Resources Limited, ASRE 2410 requires that we comply with the ethical requirements relevant to the audit of the annual financial report.

A review of a half-year financial report consists of making enquiries, primarily of persons responsible for financial and accounting matters, and applying analytical and other review procedures. A review is substantially less in scope than an audit conducted in accordance with Australian Auditing Standards and consequently does not enable us to obtain assurance that we would become aware of all significant matters that might be identified in an audit. Accordingly, we do not express an audit opinion.

For personal use only

Independence

In conducting our review, we have complied with the independence requirements of the *Corporations Act 2001*.

Conclusion

Based on our review, which is not an audit, we have not become aware of any matter that makes us believe that the half-year financial report of GBM Resources Limited is not in accordance with the *Corporations Act 2001* including:

- (a) giving a true and fair view of the consolidated entity's financial position as at 31 December 2010 and of its performance for the half-year ended on that date; and
- (b) complying with Accounting Standard AASB 134 *Interim Financial Reporting* and the *Corporations Regulations 2001*.



HLB MANN JUDD
Chartered Accountants



W M CLARK
Partner

Perth, Western Australia
14 March 2011

For personal use only