

For personal use only

SOUTHERN CROSS AUSTEREO H1 FY18 INVESTOR PRESENTATION

23 February 2018



SOUTHERN CROSS AUSTEREO
absolutely engaging

Disclaimer

Summary information

The material in this presentation has been prepared by Southern Cross Media Group Limited ABN 91 116 024 536 (“Southern Cross Austereo”) and contains summary information about Southern Cross Austereo’s activities current as at 23 February 2018. The information in this presentation is of a general background nature and does not purport to be complete. It should be read in conjunction with Southern Cross Austereo’s other periodic and continuous disclosure announcements which are available at www.southerncrossaustereo.com.au

Past performance

Past performance information in this presentation is for illustrative purposes only and should not be relied upon as (and is not) an indication of future performance.

Future performance

This presentation contains certain “forward-looking statements”. Forward-looking statements, opinions and estimates provided in this presentation are based on assumptions and estimates which are subject to change without notice, as are statements about market and industry trends, which are based on interpretation of market conditions. Although due care has been used in the preparation of forward-looking statements, actual results and performance may vary materially because events and actual circumstances frequently do not occur as forecast. Investors should form their own views as to these matters and any assumptions on which any of the forward-looking statements are based.

Not financial product advice

Information in this presentation, including forecast financial information, should not be considered as advice or a recommendation to investors or potential investors in relation to holding, purchasing or selling securities. Before acting on any information, you should consider the appropriateness of the information having regard to your particular objectives, financial situation and needs, any relevant offer document and in particular, you should seek independent financial advice.

For personal use only

H1 FY18 Results

Grant Blackley



SOUTHERN CROSS AUSTEREO
absolutely engaging

RESULTS SUMMARY

- Statutory result impacted by divestment of NNSW TV. Group revenues increased by 1.3% on a like for like basis
- Regional business performing well with 4.6% revenue growth on a like for like basis, offset by metro performance – revenue back 3%
- Cash conversion remains strong – increased to 88.1%
- Divested assets strengthen Balance Sheet and reduce financing costs
- Fully franked interim dividend of 3.75 cps declared, consistent with prior period

Statutory Result	H1 FY18	H1 FY17
Revenue	\$333.3m	\$351.8m
EBITDA	\$78.1m	\$92.6m
Cash Conversion	88.1%	82.4%
NPAT	\$38.2m	\$48.5m
Net Debt	\$324.8m	\$347.8m
Interim dividend	3.75cps	3.75cps

RESULTS SUMMARY – EBITDA BRIDGE

- Short term impact to earnings from assets divested in prior period - \$5.5m relates to disposal of NSW TV
- Corporate costs lower in 1H FY17 due to \$5m of non-recurring items
- SCA invests in new platforms – PodcastOne \$1.3m
- FY17 ACMA rebate booked in H2 FY17

EBITDA Bridge	\$m's
H1 FY17 EBITDA	\$92.6m
Disposal of NSW TV	\$(5.5m)
Non-recurring items from H1 FY17 (ACMA FY16 & Copyright dispute)	\$(5.0m)
Investment in PodcastOne	\$(1.3m)
FY17 ACMA fee (H2 benefit)	\$5.1m
H1 FY17 EBITDA (comparable)	\$85.9m
H1 FY18 EBITDA (actual)	\$78.1m

HEADLINE ACHIEVEMENTS

Sales Performance

- Group revenues up 1.3% (on like for like basis)
- Regional revenues up 4.6% (on a like for like basis)
- National advertisers committing considerably more into regional radio markets
- Metro advertising markets subdued across Q1 yet improved across Q2 to deliver market growth of 2.0%

Investment

- Investment in new businesses – PodcastOne
- New strategy to monetise Digital Radio assets
- Continued investment in systems to unlock sales automation and improve content delivery effectiveness and efficiency

Financial Stability

- Divestment of non-core assets - strengthened balance sheet and positions company well for future growth
- Effective cash generation delivered with modest capital investment
- Fully franked dividend maintained
- Successful refinancing of bank facilities on improved commercial terms

For personal use only

H1 FY18 FINANCIAL RESULTS

Nick McKechnie



SOUTHERN CROSS AUSTEREO
absolutely engaging

GROUP REPORTED STATUTORY RESULTS

\$ millions	H1 FY18	H1 FY17	Var.	H1 FY17 Adj. for NNSW	Var.
Revenue	333.3	351.8	(5.3%)	329.0	1.3%
Expenses	(255.2)	(259.2)	(1.6%)	(241.5)	5.7%
EBITDA	78.1	92.6	(15.6%)	87.5	(10.7%)
<i>EBITDA Margin</i>	23.4%	26.3%	nm	26.6%	nm
Depreciation & Amortisation	(15.1)	(15.5)	(2.4%)		
EBIT	63.0	77.1	(18.2%)		
Net Finance Costs	(7.7)	(9.6)	(19.8%)		
PBT	55.3	67.5	(18.1%)		
Tax	(17.1)	(19.0)	(9.9%)		
NPAT	38.2	48.5	(21.2%)		

- Statutory result impacted by NNSW TV – divested May 2017
- Revenue growth of 1.3% on a comparative basis
- Expense growth due to TV revenue uplift, higher TX and electricity costs, non-recurring corporate items from H1 FY17
- Finance costs reduced ~20% year on year, with further savings following successful refinance
- Effective tax rate has normalised at ~31%

nm = not meaningful

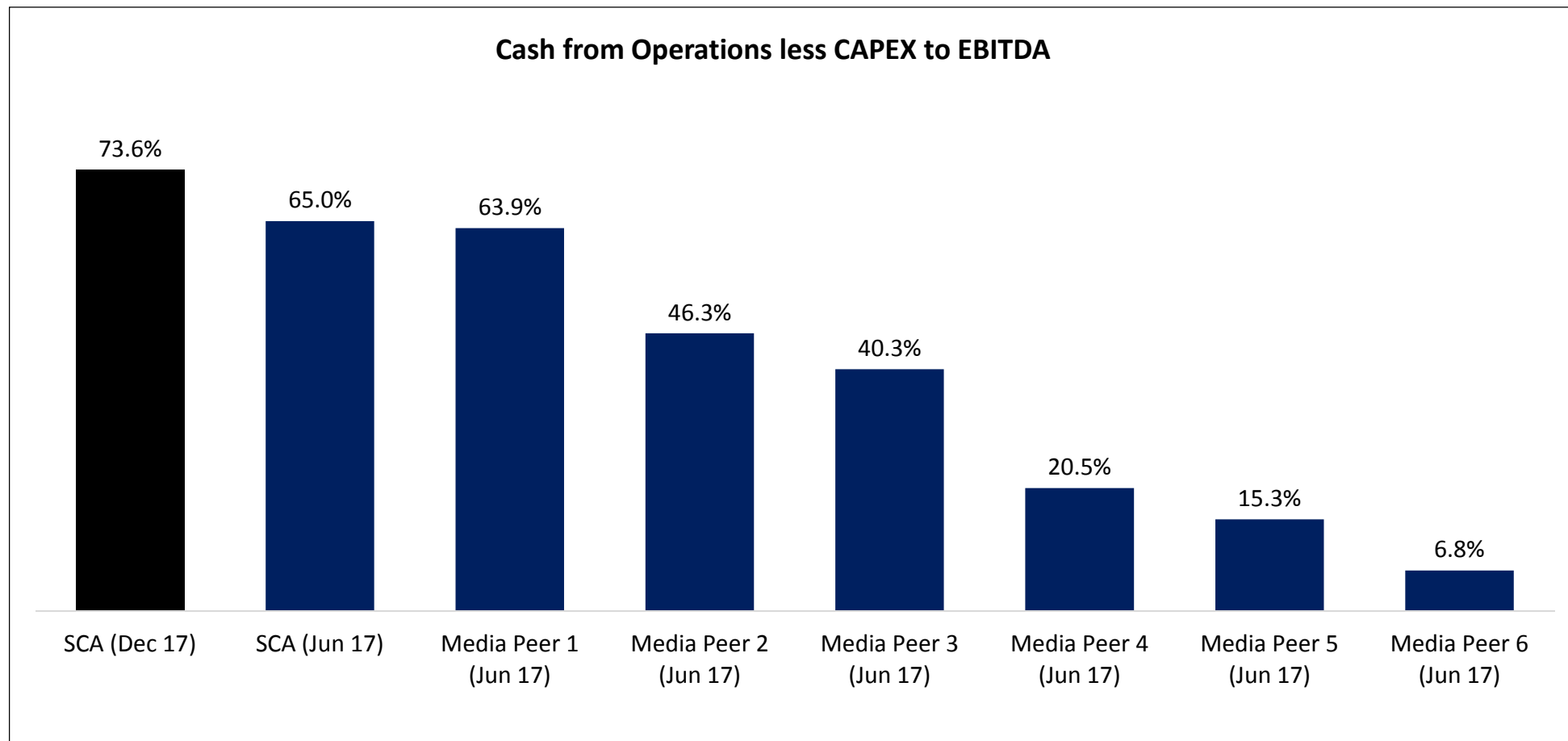
CASHFLOW

\$ millions	H1 FY18	H1 FY17
Opening Cash	49.0	94.8
Cash from Operations	68.8	76.3
Tax payment	(18.9)	(24.4)
Net Payments for Non-Current Assets	(11.5)	(14.2)
Net Financing payments	(11.3)	(11.0)
Cashflow pre dividend and non-recurring items	27.1	26.7
Payments for Intangibles (acquisition of Authentic)	-	(7.2)
Dividends to security holders	(30.8)	(26.9)
Debt repayment	(10.0)	(40.0)
Closing Cash Balance	35.3	47.4
Reported EBITDA	78.1	92.6
Operating Cash Conversion	88.1%	82.4%

- SCA continues to generate strong, consistent cash flow with modest capital investment
- Improved cash conversion - operating cash conversion improved from 82.4% to 88.1%

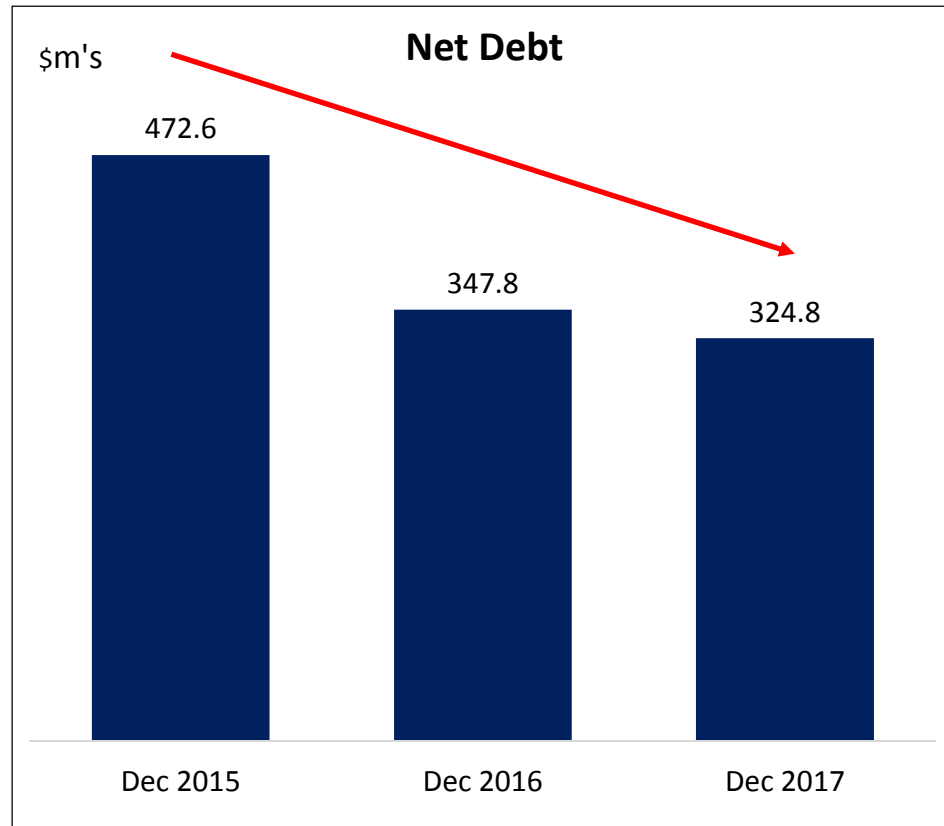
CASHFLOW – SCA FREE CASHFLOW LEADS THE SECTOR

For personal use only



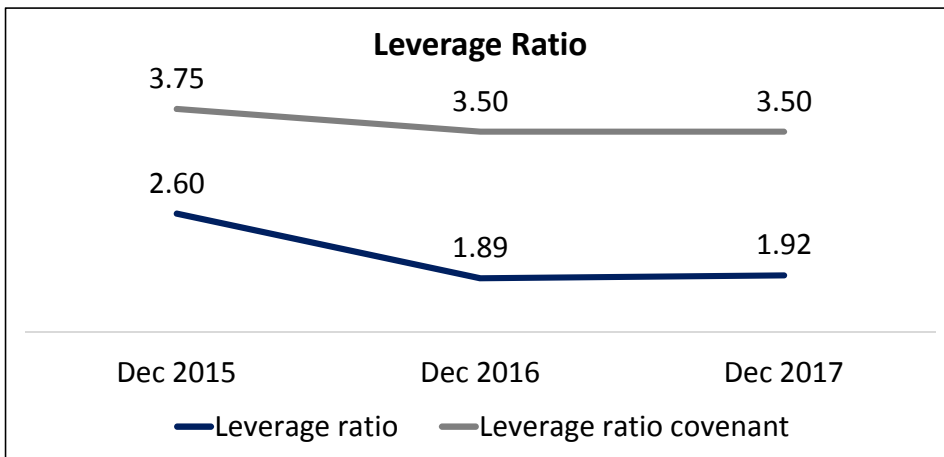
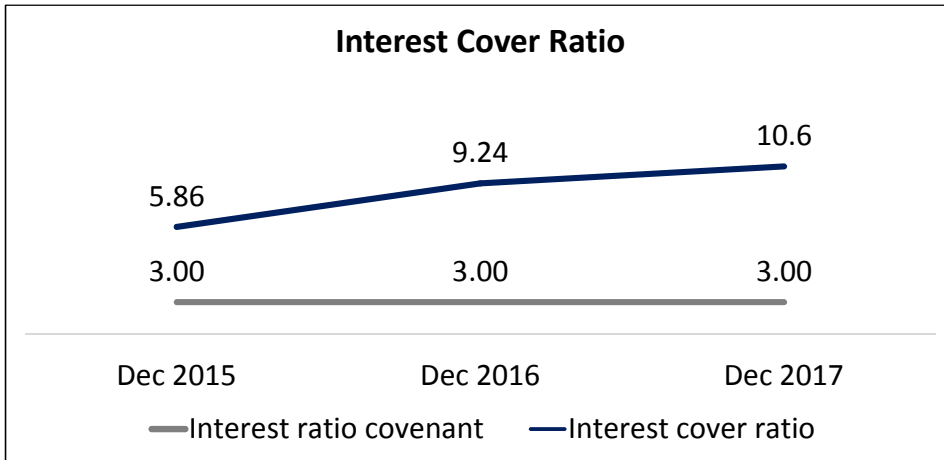
Note: Media peer data (as released to ASX) represents last 12 months to June 2017; SCA – last 12 months to June 2017 and 6 months to December 2017

DEBT REDUCTION PROGRAM



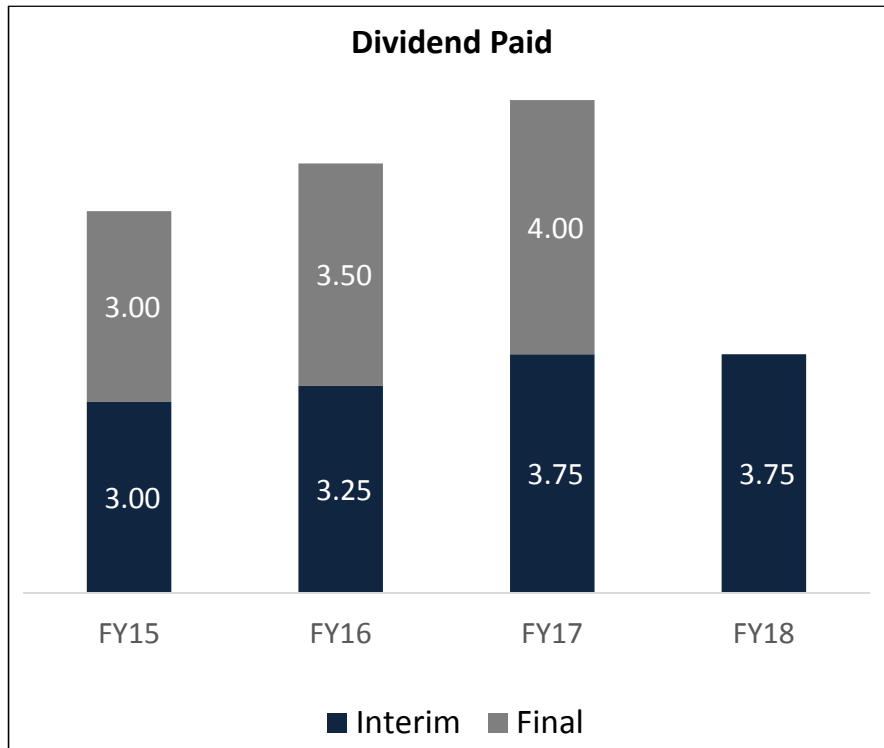
- Debt Reduction Program has been a priority for the company in last two years - yielding substantial results
- 43% reduction in finance costs over 2 years from \$13.6m in 1H FY16 to \$7.8m in 1H FY18
- Successfully refinanced \$500m facility for a further three years to 2021
- \$360m used to repay existing drawn debt, with \$140m undrawn financial flexibility to support and grow the business going forward
- \$300m (83%) fixed at 2.4% base interest rate for the term
- \$10m deferred consideration from NNSW divestment to be received in H2 FY18

FINANCIAL COVENANTS



- Material improvement in financial covenants over past two years following debt reduction – with resulting reduction in financing costs
- Significant headroom exists under covenants with interest cover of just over 10.6x and leverage in a more desirable range at 1.9x
- Leverage ratio within preferred target range of 1.5x - 2.0x

DIVIDEND POLICY



- Review of dividend payout policy in light of strengthened balance sheet, high cash conversion and sale of NSW TV
- Target payout ratio adjusted to 65% - 85% of NPAT
- Strong cash generation enabling higher payout ratio to shareholders
- Divestment of NSW TV has impacted short term earnings but strengthened balance sheet and enables future investment into higher growth markets
- Interim dividend consistent with prior corresponding half at 3.75 cps, fully franked
- SCA provides attractive dividend yield

For personal use only

OPERATIONAL REVIEW



SOUTHERN CROSS AUSTEREO
absolutely engaging

OPERATIONAL REVIEW

\$ millions	H1 FY18	H1 FY17	Var.	H1 FY17 Adj for NSW	Adj Var.
Regional Revenue	202.8	216.7	(6.4%)	193.9	4.6%
Metro Revenue	121.4	125.2	(3.0%)	125.2	(3.0%)
Corporate Revenue	9.1	9.9	(8.6%)	9.9	(8.6%)
Total Revenue	333.3	351.8	(5.3%)	329.0	1.3%
Regional Expenses	(144.0)	(154.0)	(6.5%)	(136.3)	5.6%
Metro Expenses	(94.3)	(94.3)	0.0%	(94.3)	0.0%
Corporate Expenses	(16.9)	(10.9)	56.0%	(10.9)	55.9%
Total Expenses	(255.2)	(259.2)	(1.5%)	(241.5)	5.7%
Regional EBITDA	58.8	62.7	(6.1%)	57.6	2.1%
Metro EBITDA	27.1	30.9	(12.2%)	30.9	(12.2%)
Corporate EBITDA	(7.8)	(1.0)	nm	(1.0)	nm
Total EBITDA	78.1	92.6	(15.6%)	87.5	(10.7%)

- Group Revenue up 1.3% (excl NSW TV)
- Regional revenues grew 4.6% and EBITDA +2.1% (excl NSW TV)
- Metro revenues back 6% in Q1, back 1% in Q2 with improving momentum
- Metro expenses include \$1.3m investment in PodcastOne – underlying expenses back 1.4%
- Corporate expenses benefited from ~\$5m favourable non-recurring items in prior year

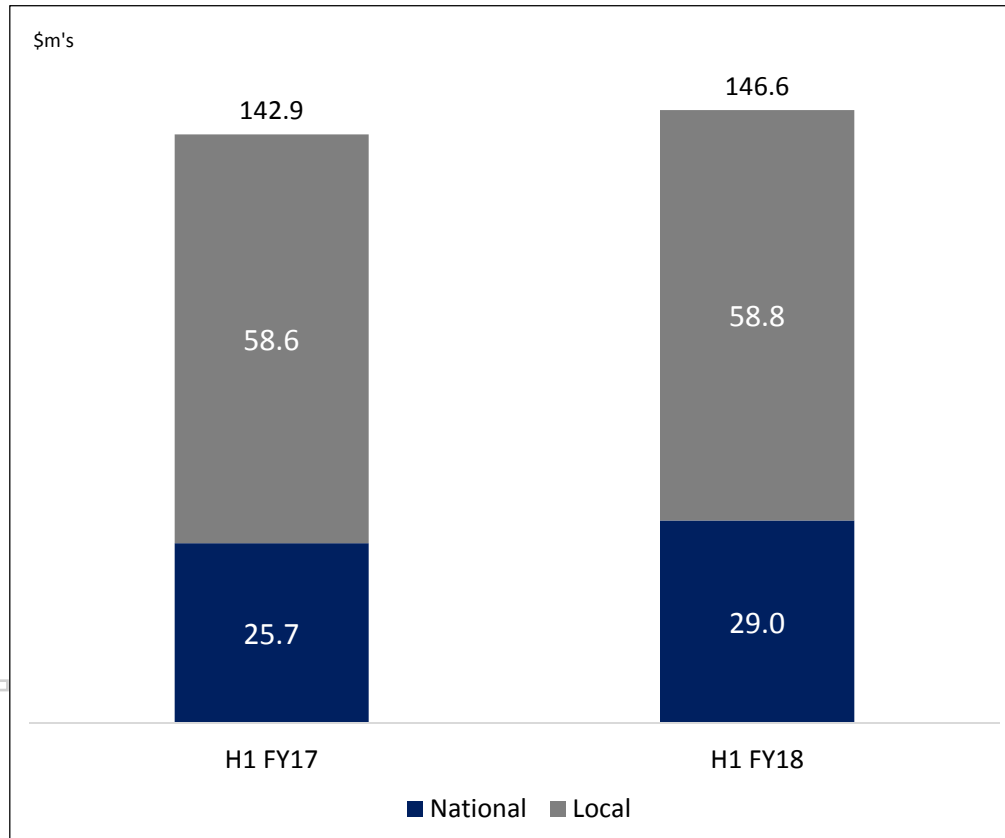
nm = not meaningful

REGIONAL – TV & RADIO

\$ millions	H1 FY18	H1 FY17	Var.	H1 FY17 Adj. for NNSW	Adj. Var.
TV Revenue	112.4	130.1	(13.6%)	107.3	4.7%
Radio Revenue	90.4	86.6	4.4%	86.6	4.4%
Total Revenue	202.8	216.7	(6.4%)	193.9	4.6%
Broadcast & Production	(58.5)	(66.8)	(12.3%)		
Employee	(35.2)	(34.0)	3.6%		
Selling, General & Admin	(50.3)	(53.2)	(5.7%)		
Total Expenses	(144.0)	(154.0)	(6.5%)	(136.3)	5.6%
EBITDA	58.8	62.7	(6.1%)	57.6	2.1%
<i>EBITDA Margin</i>	<i>29.0%</i>	<i>28.9%</i>		<i>29.7%</i>	

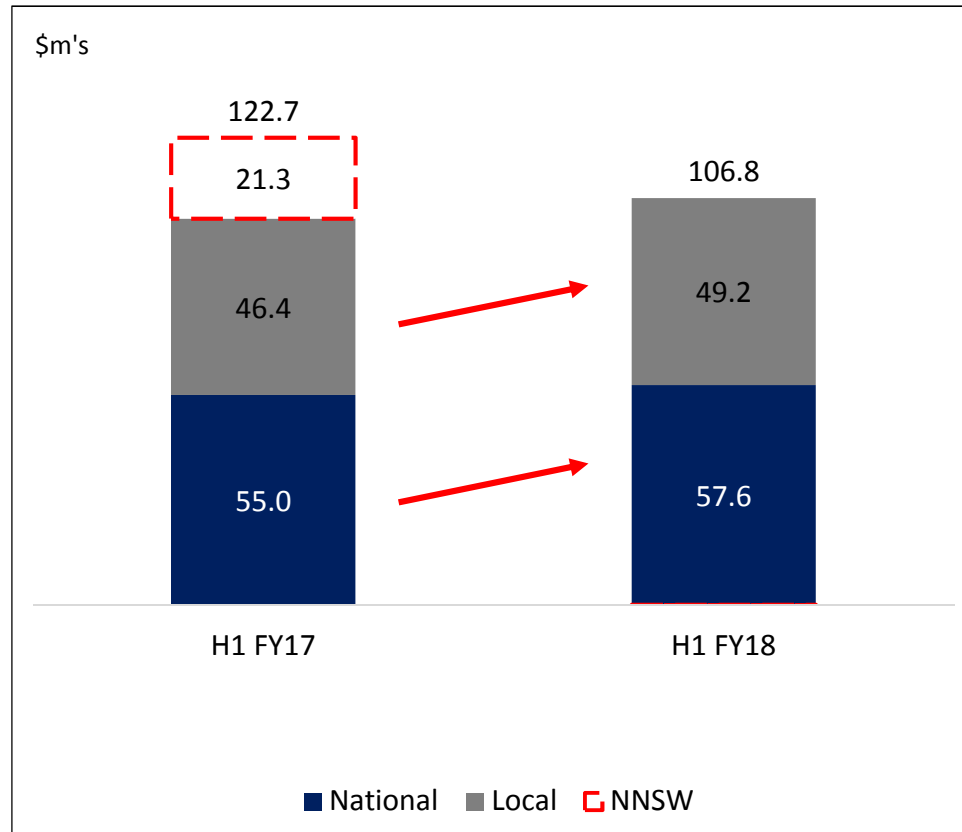
- Strong regional media assets – consistent and compounding revenue growth
- TV revenues continue to grow with revenue up 4.7% over prior year (excl NNSW TV)
- Further expansion of radio revenues - up 4.4%
- Expenses up 5.6% (excl NNSW TV) principally due to higher revenues – stronger conversion of Nine ratings resulting in higher TV affiliation costs. TX site rental and higher electricity prices add to cost increase
- EBITDA of \$58.8m up 2.1% (excl NNSW TV)

REGIONAL RADIO ADVERTISING REVENUES



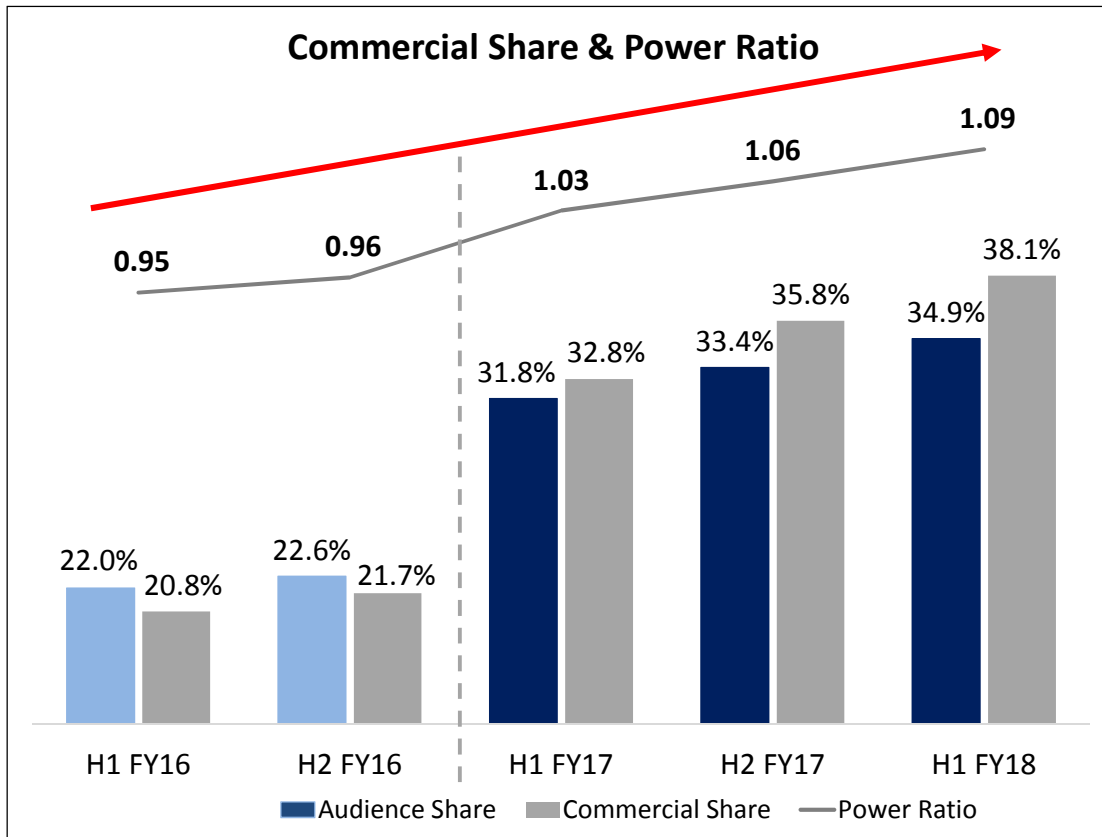
- Regional radio revenues grew 4.4% consolidating and improving on prior year growth of 2.8%
- National revenues up 12.8% or \$3.3m after concerted effort to educate national advertisers of the value of regional audiences and the resulting economic benefits
- Local revenues maintained after stronger yield management – respecting national advertisers occupied a higher ratio of inventory

REGIONAL TV ADVERTISING REVENUES



- Total TV revenues up 5.3% (excl NNSW TV)
- Nine affiliated markets leading the way – with good ratings improvements, completion of news rollout and stronger monetisation of assets
- Local sales teams continue to improve the monetisation of the Nine affiliation with revenues up 6.0%

REGIONAL TV POWER RATIO FOR NINE AFFILIATION



- SCA grew revenue share of the market in H1 FY18 by 5 share points to a 38.1% share
- Power ratio moved above 1.0x immediately after affiliation switch and strengthened in each consecutive period to 1.09x - due to strong SCA sales conversion and discipline
- Audience share continued to improve after stronger lead by Nine – and full rollout of regional news services

⁴ KPMG Market Share Report – Regional Queensland, SNSW and Regional Victoria

METRO RADIO

\$ millions	H1 FY18	H1 FY17	Var.
Total Revenue	121.4	125.2	(3.0%)
Broadcast & Production	(7.4)	(10.0)	(25.6%)
Employee	(35.9)	(34.4)	4.5%
Selling, General & Admin	(51.0)	(49.9)	2.2%
Total Expenses	(94.3)	(94.3)	0.0%
EBITDA	27.1	30.9	(12.3%)
EBITDA Margin	22.3%	24.7%	

- Metro Radio revenues contracted \$3.8m or 3.0% due to lower than expected market demand (weighted to Q1) and under-performance of 2DAY FM breakfast
- Positive revenue performances outside of Sydney resulted in HIT network revenues being flat
- Triple M Network revenues contracted due to lower cyclic investment in male skewed briefs – i.e. auto, energy and banking
- Expenses back 1.4% on a like for like basis, excluding \$1.3m investment in PodcastOne
- Employee costs included pre-launch of new Triple M Kennedy Molloy in Q2, prior to full national launch in H2.

For personal use only

CORPORATE

\$ millions	H1 FY18	H1 FY17	Var.
Total Revenue	9.1	9.9	(8.6%)
Total Expenses	(16.9)	(10.9)	55.0%
EBITDA	(7.8)	(1.0)	nm

- Results impacted by ~\$5m favourable prior year movements, including resolution of copyright dispute and benefit of FY16 ACMA radio rebate in H1 FY17
- Investment in Project Management Office – enhanced delivery capability for major projects including CRM, automated sales tools and audio-on-demand product developments

nm = not meaningful

For personal use only

OUTLOOK & NEW INVESTMENTS

Grant Blackley



SOUTHERN CROSS AUSTEREO
absolutely engaging

SECURING FUTURE GROWTH – A YEAR OF INVESTMENT

Compelling Content

- Seamless transition from Hamish and Andy to Hughesy and Kate on Hit Network
- Investment in new National Drive show on Triple M creating opportunity to grow aggregate Drive share
- Focused on improving 2DAY FM Sydney – new breakfast show - revamped music format



SECURING FUTURE GROWTH – A YEAR OF INVESTMENT

Compelling Content


- Seamless transition from Hamish and Andy to Hughesy and Kate on Hit Network
- Investment in new National Drive show on Triple M creating opportunity to grow aggregate Drive share
- Focused on improving 2DAY FM Sydney – new breakfast show - revamped music format

Digital Radio FM+DAB

- Digital Radio “comes of age” – clear commercial strategy – brand strategy complete
- Digital Radio will add 300,000 listeners and improve SCA reach by 6.5%. Effective Survey 1, 2018
- Digital Radio will enhance the appeal of radio and lead to further growth

METRO – FM + DAB NEW INVESTMENT

- SCA owns largest amount of Digital Radio (DAB) spectrum of any commercial broadcaster
- New commercial “brand family” strategy – aggregating the FM & Digital Radio audiences
- Effective opportunity to monetise from Survey 1 2018, release of FM and Digital Radio data on same day agreed by industry



SECURING FUTURE GROWTH – A YEAR OF INVESTMENT

Compelling Content

- Seamless transition from Hamish and Andy to Hughesy and Kate on Hit Network
- Investment in new National Drive show on Triple M creating opportunity to grow aggregate Drive share
- Focused on improving 2DAY FM Sydney – new breakfast show - revamped music format

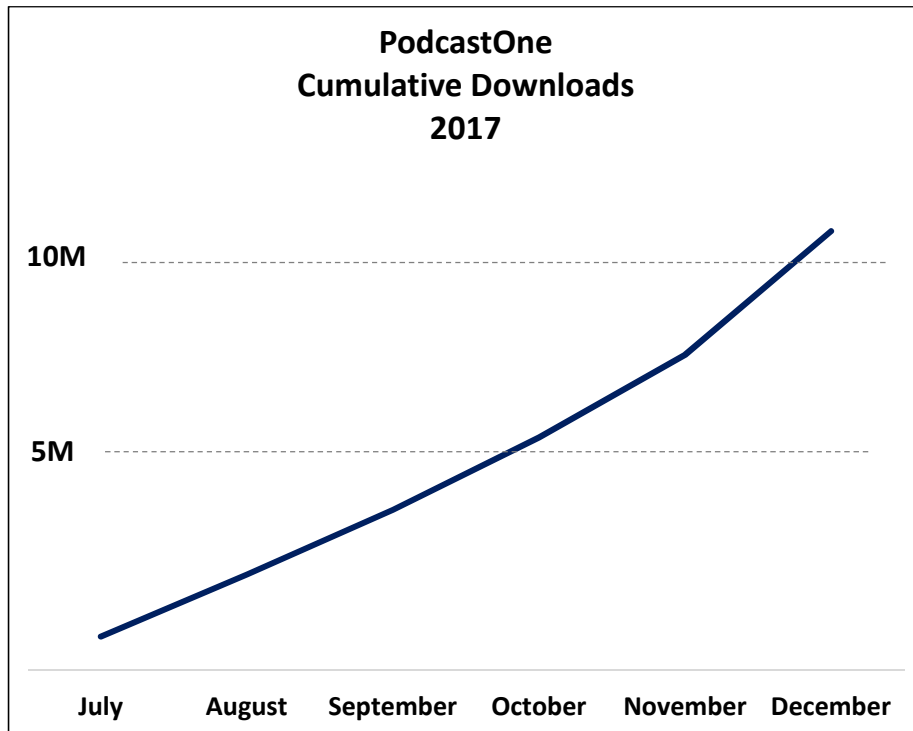
Digital Radio FM+DAB

- Digital Radio “comes of age” – clear commercial strategy – brand strategy complete
- Digital Radio will add 300,000 listeners and improve SCA reach by 6.5%. Effective Survey 1, 2018
- Digital Radio will enhance the appeal of radio and lead to further growth

PodcastOne

- Built a leading commercial podcasting network – launched early in 1H FY18
- Rapid rise in understanding and popularity of podcasting - and gaining momentum
- SCA is uniquely placed to deliver premium original audio content and customised sales solutions

PODCASTONE – NEW INVESTMENT



- Successful launch of PodcastOne Australia (P1A) platform focussed on commissioning premium original audio content – and educating industry about this emerging medium
- Over 10m downloads in first six months for P1A - increasing monthly (note: this excludes ‘catch-up’ radio on-demand)
- 95%+ of downloads are for domestically produced podcasts – key point of differentiation and highlights importance of localism
- Breakeven expected during FY19

SECURING FUTURE GROWTH – A YEAR OF INVESTMENT

Compelling Content

- Seamless transition from Hamish and Andy to Hughesy and Kate on Hit Network
- Investment in new National Drive show on Triple M creating opportunity to grow aggregate Drive share
- Focused on improving 2DAY FM Sydney – new breakfast show - revamped music format

Digital Radio FM+DAB

- Digital Radio “comes of age” – clear commercial strategy – brand strategy complete
- Digital Radio will add 300,000 listeners and improve SCA reach by 6.5%. Effective Survey 1, 2018
- Digital Radio will enhance the appeal of radio and lead to further growth

PodcastOne

- Built a leading commercial podcasting network – launched early in 1H FY18
- Rapid rise in understanding and popularity of podcasting - and gaining momentum
- SCA is uniquely placed to deliver premium original audio content and customised sales solutions

QUIK Entertainment

- New and unique out-of-home asset. Rent and Capex free – revenue share model
- Expenses have been essentially absorbed into Regional operations
- Rollout of 3 centres to date – 3 more to follow – monetisation can now commence



OUTLOOK FOR H2 FY18

For personal use only



Trading Update

- Group revenues up ~5% year on year for January/February 2018 (excl NNSW TV)
- New Drive show revenues up after initial 7 weeks - with advertiser interest growing
- Regional markets continue to benefit from strengthening national advertising
- Full year cost outlook flat on prior year



For personal use only

Q & A



SOUTHERN CROSS AUSTERO
absolutely engaging

For personal use only



SOUTHERN CROSS AUSTERO

absolutely engaging