For personal use only

NOVA MINERALS
LIMITED

NVA:ASX QM3:FRA

POSITIONED FOR GROWTH

CORPORATE PRESENTATION

JANUARY 2019

www.novaminerals.com.au

DISCLAIMER & FORWARD LOOKING STATEMENTS

For personal use only

The information contained in this confidential document ("Presentation") has been prepared by Nova Minerals Limited (the "Company"). It has not been fully verified and is subject to material updating, revision and further amendment.

While the information contained herein has been prepared in good faith, neither the Company nor any of its shareholders, directors, officers, agents, employees or advisers give, have given or have the authority to give, any representations or warranties (express or implied) as to, or in relation to, the accuracy, reliability or completeness of the information in this Presentation, or any revision thereof, or of any other written or oral information made or to be made available to any interested party or its advisers (all such information being referred to as "Information") and liability therefore is expressly disclaimed. Accordingly, neither the Company nor any of its shareholders, directors, officers, agents, employees or advisers take any responsibility for, or will accept any liability whether direct or indirect, express or implied, contractual, tortious, statutory or otherwise, in respect of, the accuracy or completeness of the information or for any of the opinions contained herein or for any errors, omissions or misstatements or for any loss, howsoever arising, from the use of this Presentation.

Neither the issue of this Presentation nor any part of its contents is to be taken as any form of commitment on the part of the Company to proceed with any transaction and the right is reserved to terminate any discussions or negotiations with any prospective investors. In no circumstances will the Company be responsible for any costs, losses or expenses incurred in connection with any appraisal or investigation of the Company. In furnishing this Presentation, the Company does not undertake or agree to any obligation to provide the recipient with access to any additional information or to update this Presentation or to correct any inaccuracies in, or omissions from, this Presentation which may become apparent.

This Presentation should not be considered as the giving of investment advice by the Company or any of its shareholders, directors, officers, agents, employees or advisers. Each party to whom this Presentation is made available must make its own independent assessment of the Company after making such investigations and taking such advice as may be deemed necessary. In particular, any estimates or projections or opinions contained herein necessarily involve significant elements of subjective judgement, analysis and assumptions and each recipient should satisfy itself in relation to such matters.

Neither this presentation nor any copy of it may be (a) taken or transmitted into the United Kingdom, Canada, Japan or the United States of America, their territories or possessions; (b) distributed to any U.S. person (as defined in Regulation S under the United States Securities Act of 1933(as amended)) or (c) distributed to any individual outside Australia, Canada or Japan who is a resident thereof in any such case for the purpose of offer for sale or solicitation or invitation to buy or subscribe any securities or in the context where its distribution may be construed as such offer, solicitation or invitation, in any case except in compliance with any applicable exemption. The distribution of this document in or to persons subject to other jurisdictions may be restricted by law and persons into whose possession this document comes should inform themselves about, and observe, any such restrictions. Any failure to comply with these restrictions may constitute a violation of the laws of the relevant jurisdiction.

The Company confirms that it is not aware of any new information or data that materially affects the information included in this document and that all material assumptions and technical parameters underpinning the estimates continue to apply and have not materially changed.

For personal use only

WHY NOVA MINERALS?

- Emerging resource company with extensive portfolio of undervalued projects
- Focus is discovery, development and monetisation of Project portfolio
- Estelle an underexplored **GOLD** belt with district-scale potential for multiple large deposits
- High Grade Hard Rock Lithium project in Canada
- Large land packages with significant exploration potential
- Stable jurisdictions with rich mining history
- Two **GOLD** Projects – two opportunities to re-rate
- Major **GOLD** Discovery Potential
- Catalysts for a Higher Valuation Leveraged to the **GOLD** Price
- Management has a large equity position and aligned with shareholders
- Exposure to an extensive multi-commodity project portfolio with strong upside potential

POSITIONED FOR GROWTH

Directors and Management	
Avi Kimelman	Managing Director & CEO
Louie Simens	Director
Avi Geller	Non-Executive Director
Dale Schultz	Technical lead and chief geologist
Michael Melamed	Chief Financial Officer

Capital Structure (as at 17 January 2019)	
Shares on issue	776,134,151
Share Price @	$0.023
Market capitalisation	$17.8m
Options - Quoted (NVAO)	
EX 31/08/20 @ 3.25 Cents	437,238,282
Options – Unquoted	
EX 31/08/19 @ 2 Cents	7,500,000

NOVA MINERALS
LIMITED

For personal use only

EXPLORING ALASKA'S NEWEST GOLD BELT

TANAMI GOLD REGION - UNLOCKING THE DISCOVERY POTENTIAL

TWO GOLD PROJECTS – TWO OPPORTUNITIES TO RE-RATE

For personal use only

WHY ALASKA?

Alaska: Rich in Resources

- Outstanding geological pedigree
- Thriving mining industry poised to grow
- Deposits of global significance known; more to discover
- An abundance of undeveloped, underexplored mineral occurrences and deposits:
  - Gold: 2.5% of world's gold reserves;
  - 40% of U.S. gold resources ~200 million ounces;
  - Over 47 million ounces of gold produced
- Very low degree of prior exploration
- Aboriginal land claims completely resolved
- Secure land tenure
- Stable geopolitical climate
- Government supportive of responsible mineral development
- Stringent but practical environmental regulation

Alaska Division of Geological & Geophysical Surveys presentation: http://dggs.alaska.gov/webpubs/dggs/po/text/po2016_001.pdf

For personal use only

ALASKA'S MINING INDUSTRY

Mining is a growing force in Alaska's economy with six producing mines and nine advanced exploration projects.

Source: Alaska Miners Association, "2016 Economic Benefits of Alaska's Mining Industry".

Producing Mines:

- **Fort Knox**
  Kinross Gold Corp
- **Red Dog**
  Teck Resources Limited
- **Greens Creek**
  Hecla Mining Company
- **Kensington**
  Coeur Mining Inc
- **Pogo**
  Northern Star Resources Ltd
- **Usibelli**
  Family-owned

For personal use only

ALASKA'S MINERALS EXPLORATION SECTOR IS ON AN UPSWING

Northern Star buys Alaska mine

Northern Star Resources, Australia's third-largest gold miner by market value, said it has agreed to buy the Pogo gold mine in Alaska for $US260 million. Northern Star (NST) said it's buying the mine, which produced 271,273 troy ounces of gold in 2017 at an

Barrick Gold receives key permits for Donlin Gold project

By DALE BENTON • Aug 14, 2018, 9:58AM

South32 strikes deal with Trilogy in Alaska's Ambler district

VANCOUVER — Australia-based South32 (LON: S32) has been on the lookout for North American base metal opportunities, and its latest move is a new option agreement with Trilogy Metals (TSX: TMQ; NYSE-MKT: TMQ) on the junior's Upper Kobuk copper assets in Alaska's Ambler mining district....

Northern Star finds its $347m golden goose in Sumitomo's Pogo mine in Alaska

Stuart McKinnon | The West Australian
Thursday, 30 August 2018 10:57AM

Pogo, which is owned by Japanese giant Sumitomo, hosts an 8moz resource and boasts annual production of 300,000oz. Picture: Pogo Sumitomo / YouTube

Dunleavy declares Alaska open for business

By: Elwood Brehmer
Alaska Journal of Commerce
Post date: Wed, 11/14/2018 - 10:28am

Alaska Gov.-elect Mike Dunleavy, center, leaves the Dena'ina Civic and Convention Center in Anchorage on Nov. 8 after speaking at the annual conference of the Alaska Miners Association. During his address Dunleavy declared the state open for business under his pending administration. (Photo/Mark Thiessen/AP)

ESTELLE GOLD CAMP

For personal use only

ADVANCED GOLD EXPLORATION PROJECT IN ALASKA (Estelle Gold Camp - 51% earn-in stage achieved)

Exploration Target* on a very small area of the Estelle gold project (Oxide prospect) between 115Mt and 249Mt grading 0.6 to 0.67 g/t Au for a total of 2.2 to 5.3 Moz Au *(refer ASX Announcement 6 December 2018).*

EXPLORING ALASKA'S NEWEST GOLD BELT
with potential to be a globally-significant Project:

- District-scale Gold camp- Potential multi-million ounce gold discovery
- Project located on Giant plutonic gold systems – elephant country
- High grade gold occurrences over the entire project area; a robust gold system.
- Historic exploration suggests potential for discovery of multiple large bulk-mineable deposits
- Proposed gas pipeline passes by property and near the Beluga gas power station
- Adjacent to the 6.3Moz Au, 28.7Moz Ag, 480kt Cu Whistler project

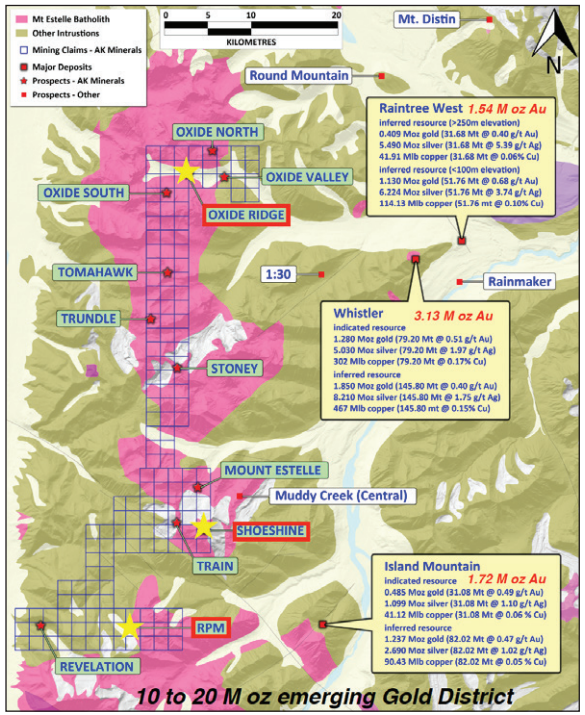

ESTELLE GOLD CAMP – LEVERAGE TO GOLD

Source: NVA Release Date: 03/12/18: Potential for a globally significant gold project at Estelle

ESTELLE GOLD CAMP

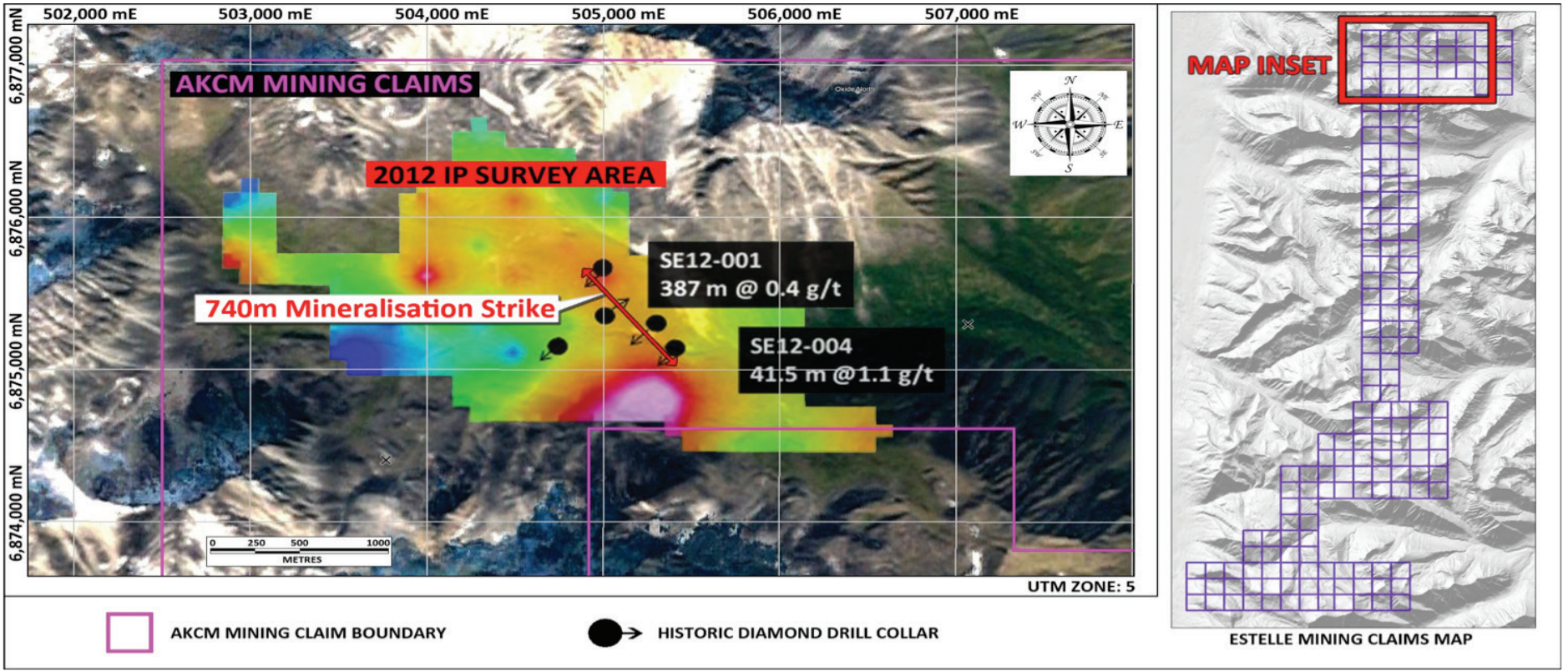

ESTELLE PROJECT: DISTRICT SCALE POTENTIAL

For personal use only

ESTELLE GOLD CAMP

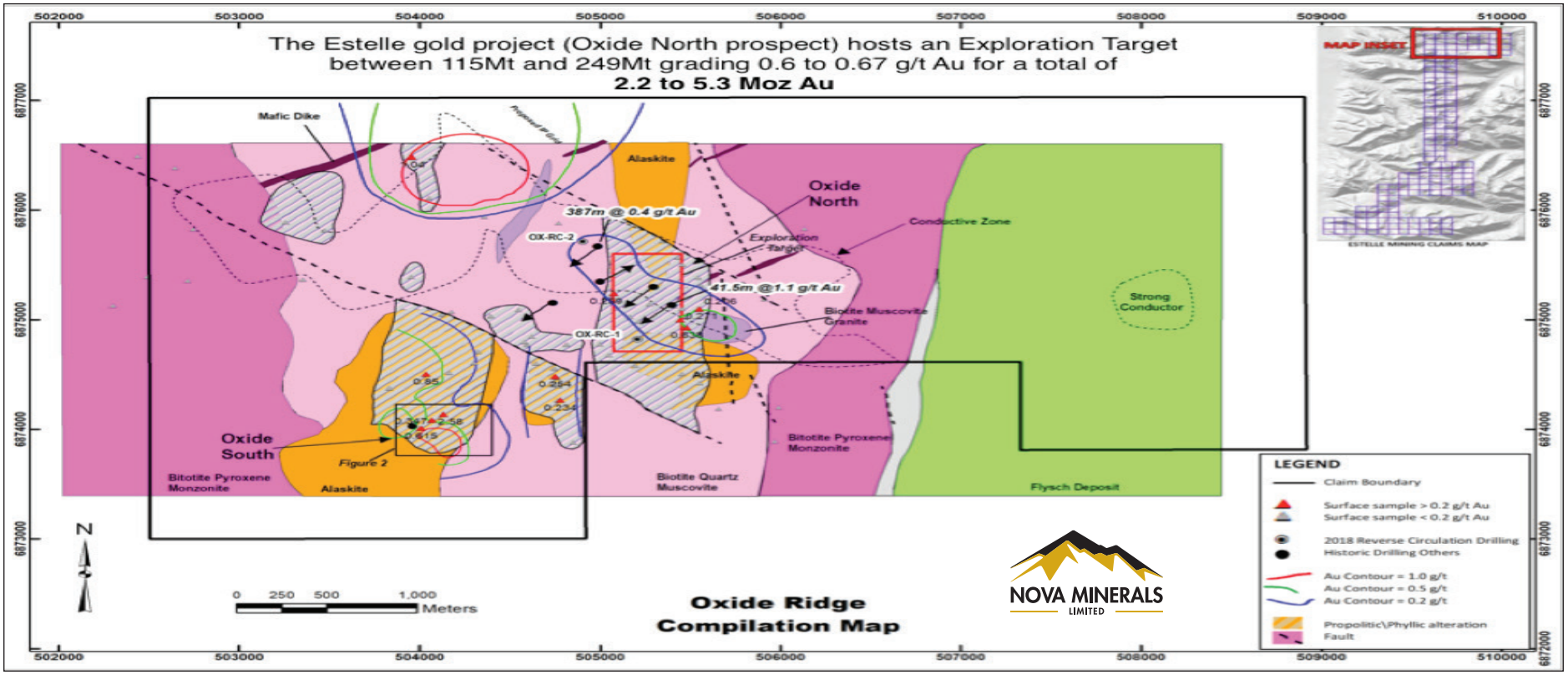

ESTELLE PROJECT: SIGNIFICANT EXPLORATION UPSIDE

For personal use only

ESTELLE GOLD CAMP

For personal use only

- Historic drilling at Oxide Prospects indicate strong potential for a very large deposit
- SE12-004 with highlight intercept 1.14 g/t Au over 41.45m from 30.79m
- SE12-001 with intercept from 31.79m to 397.06m returning 0.43 g/t Au over 365.27m
- Exploration target of 2.2Moz to 5.3 Moz au at Oxide is the initial exploration focus

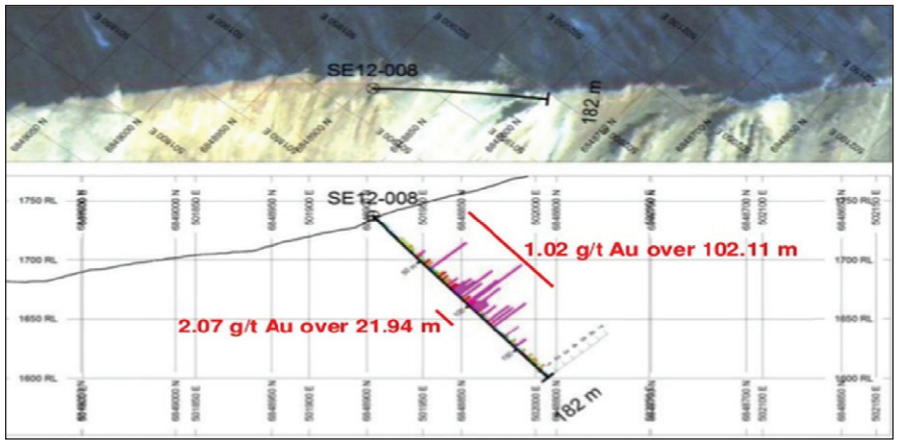

RPM prospect drill hole SE12-008 cross section

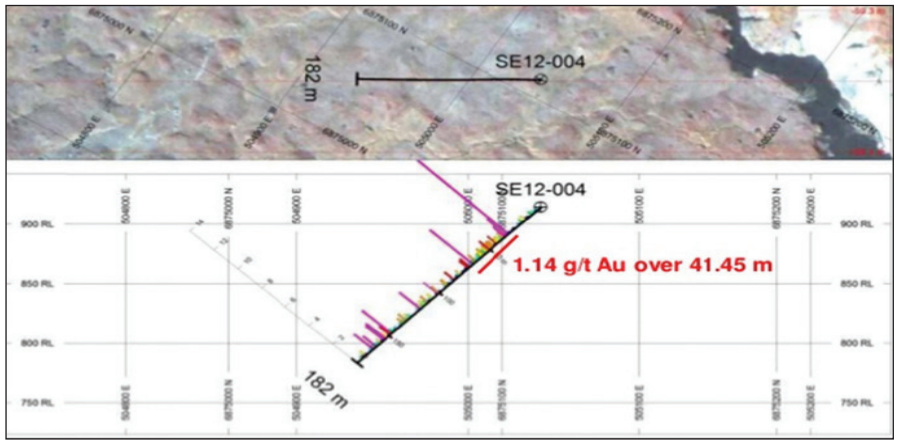

Oxide prospect drill hole SE12-004 cross section

ESTELLE PROJECT: SIGNIFICANT EXPLORATION UPSIDE

Refer ASX announcement 26 February 2018

For personal use only

SIGNIFICANT ALTERATION ZONE AND GOLD ANOMALIES AT OXIDE SOUTH



Chip sample stations 207646-207648 in general South Oxide map area, illustrating metallic values across three, ten meter chip sample sites. The average grade of the sampled area is 1.17 g/t gold, 6,230 ppm arsenic, 1.67 g/t silver, and 1.40 g/t tellurium. In addition, sample 207646 contained 1,295 ppm copper. (Refer ASX Announcement: 03 December 2018)

For personal use only

REDUCED INTRUSION RELATED GOLD SYSTEM (RIRGS) DISCOVERY OPPORTUNITY*:

- A direct correlation between gold grade and vein density is similarly reported at the Fort Knox and Dublin Gulch RIRGS deposits (Hart, 2007).
- Study results suggest that the 1) association of Au with Bi-Te, 2) association of Au with sheeted veins containing arsenopyrite, and 3) restriction of alteration to narrow selvages adjacent to veins at the Estelle Property are consistent with the genetic deposit model for RIRGS.

Fort Knox Gold Mine

Stylized layout of the Eagle gold mine site. (Dublin Gulch)

Source: Ore Characterization of the Estelle Property in the South-~Central Alaska Range, Ember Flagg, University of Nevada, Las Vegas

NOVA MINERALS
LIMITED

ESTELLE GOLD CAMP

For personal use only

For personal use only

OFFICER HILL GOLD PROJECT 30% (NEWMONT JV)

The Officer Hill Project on EL23150 covers 206km^2 and is located 34km south west of the Callie deposit which is part of Newmont's Tanami Operations. The exploration program is targeting Callie-style mineralisation within EL23150.

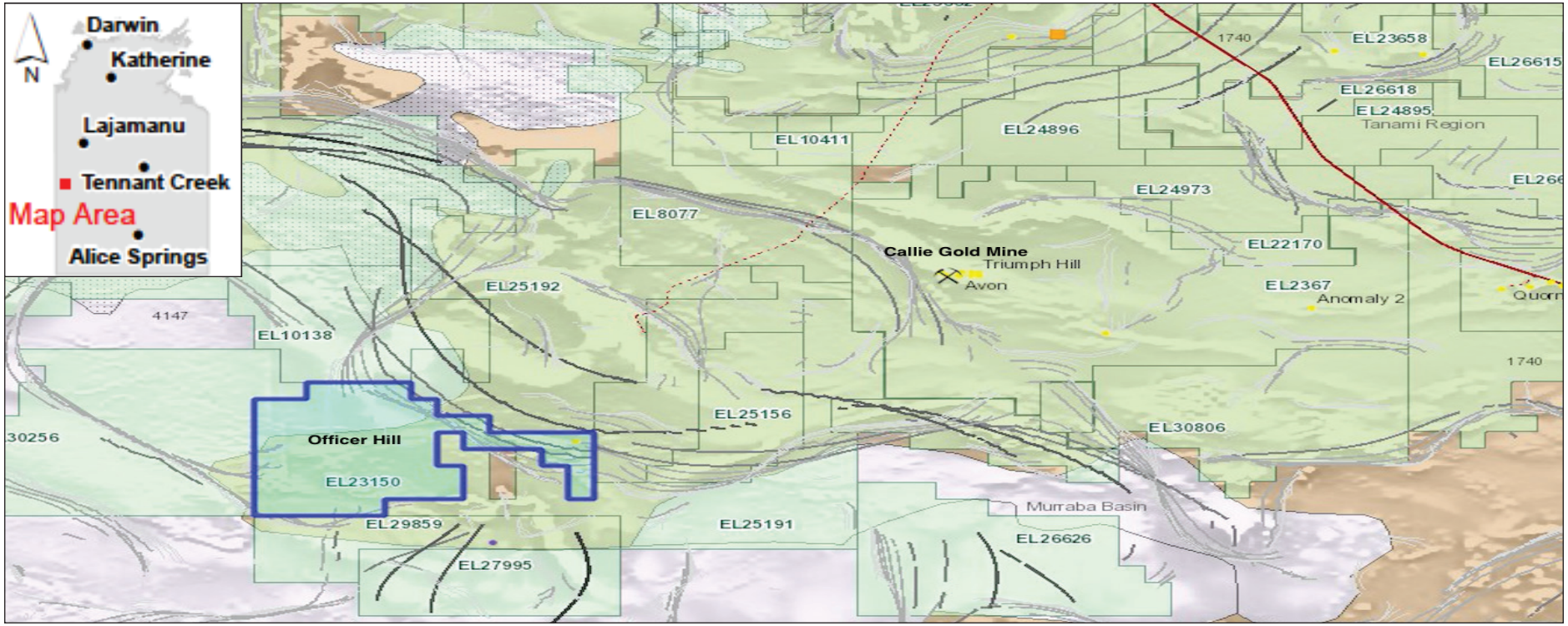

For personal use only

OFFICER HILL JV

Mineralisation within OHD0003 is quartz-chlorite-pyrite vein hosted. Veins are present within variably bedded sandstone and laminated siltstones. Alteration is dominated by the regional green schist facies metamorphic assemblage.

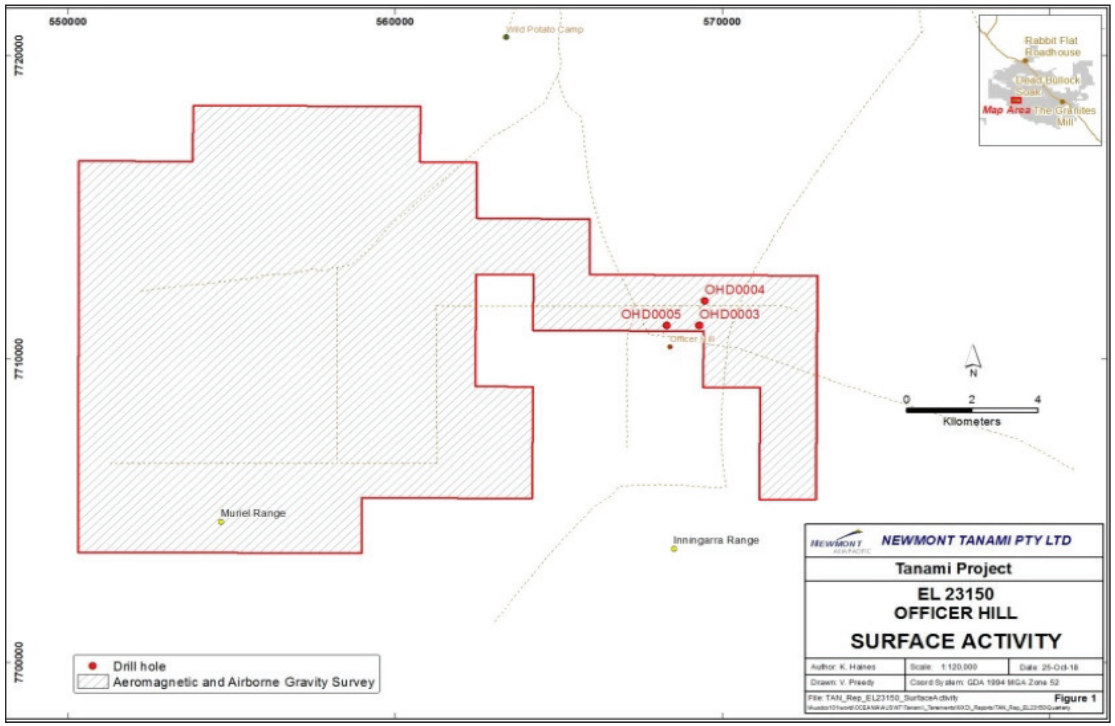

Hole_ID	From	To	Widths	Grade
OHD0003	134.0	138.0	4.0	2.49
includes	136.0	136.5	0.5	12.60
OHD0003	375.0	376.0	1.0	19.69

diamond drillhole OHD0003

An aeromagnetic and gravity survey was acquired across the entirety of the project area and will be used to assist the geological interpretation.

For personal use only

NEWMONT ADVANCING EXPLORATION IN TANAMI DISTRICT

Technological expertise delivers competitive advantage

NEWMONT

- Proprietary Deep Sensing Geochemistry (DSG) uncovering district anomalies
- Accelerated diamond drill testing of target anomalies
- Leveraging knowledge of existing mine to guide discovery
- Applying new technology to increase understanding and further unlock potential

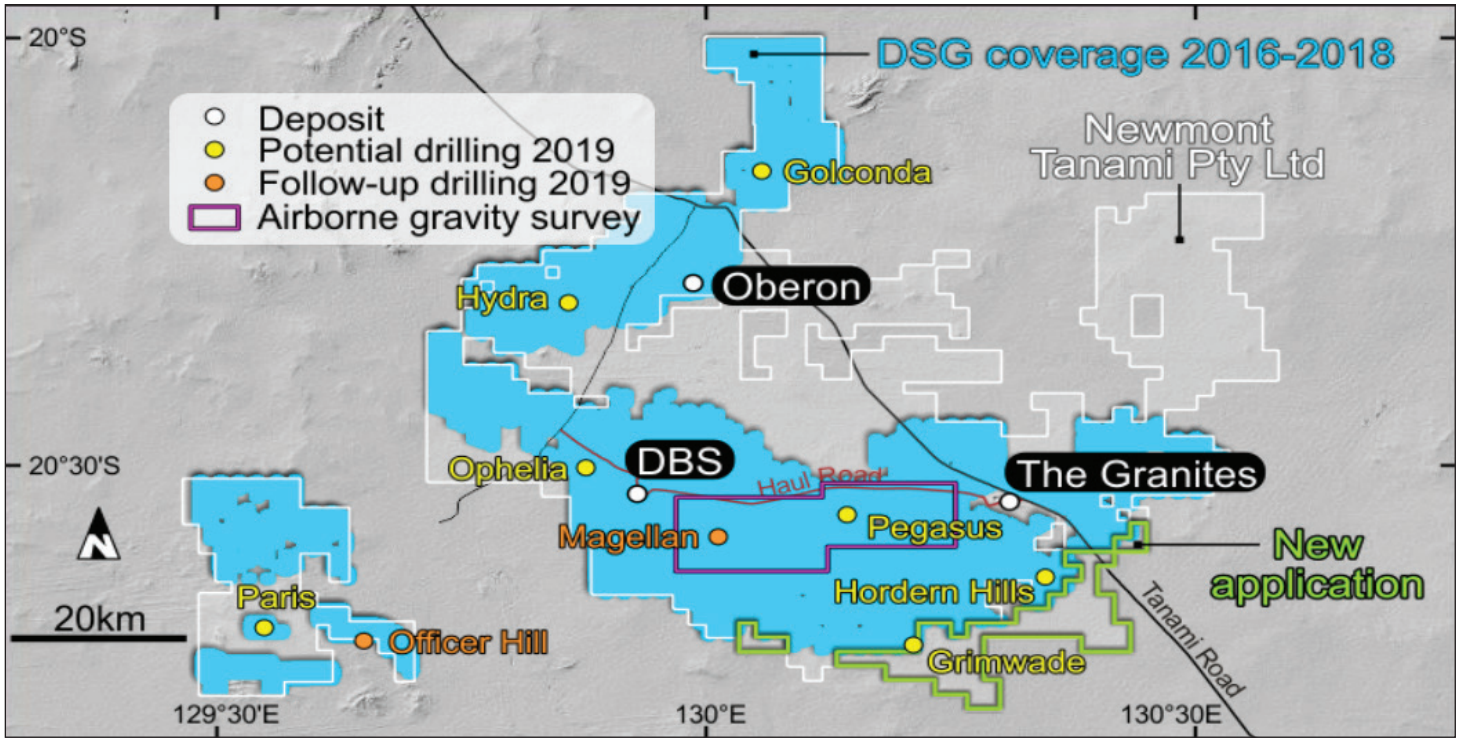

POISED FOR RE-RATE

For personal use only

TWO GOLD PROJECTS – TWO OPPORTUNITIES TO RE-RATE

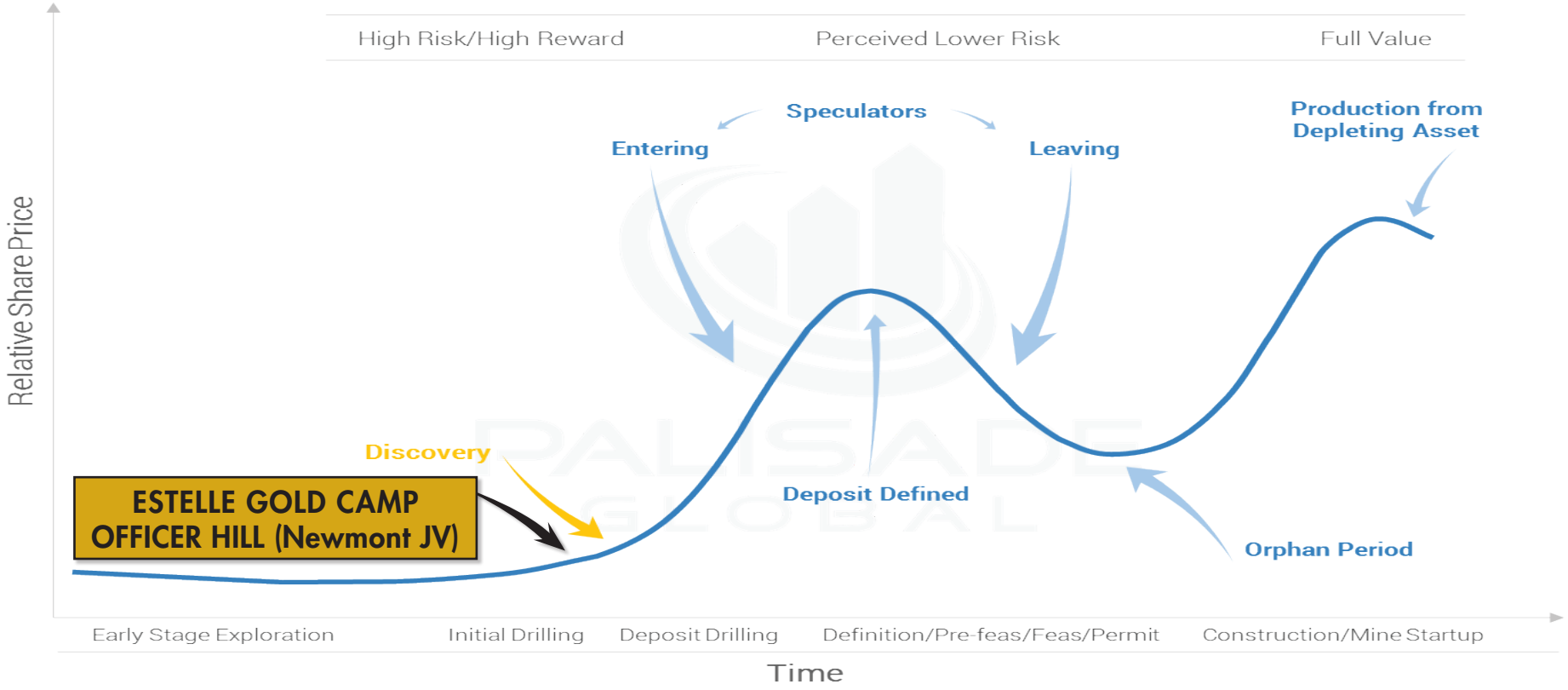

GOLD DISCOVERIES DECREASING

For personal use only

GOLD DISCOVERIES DECREASING

Analysts predict peak gold in 2018 because of declining reserves and lack of long-term production capability.

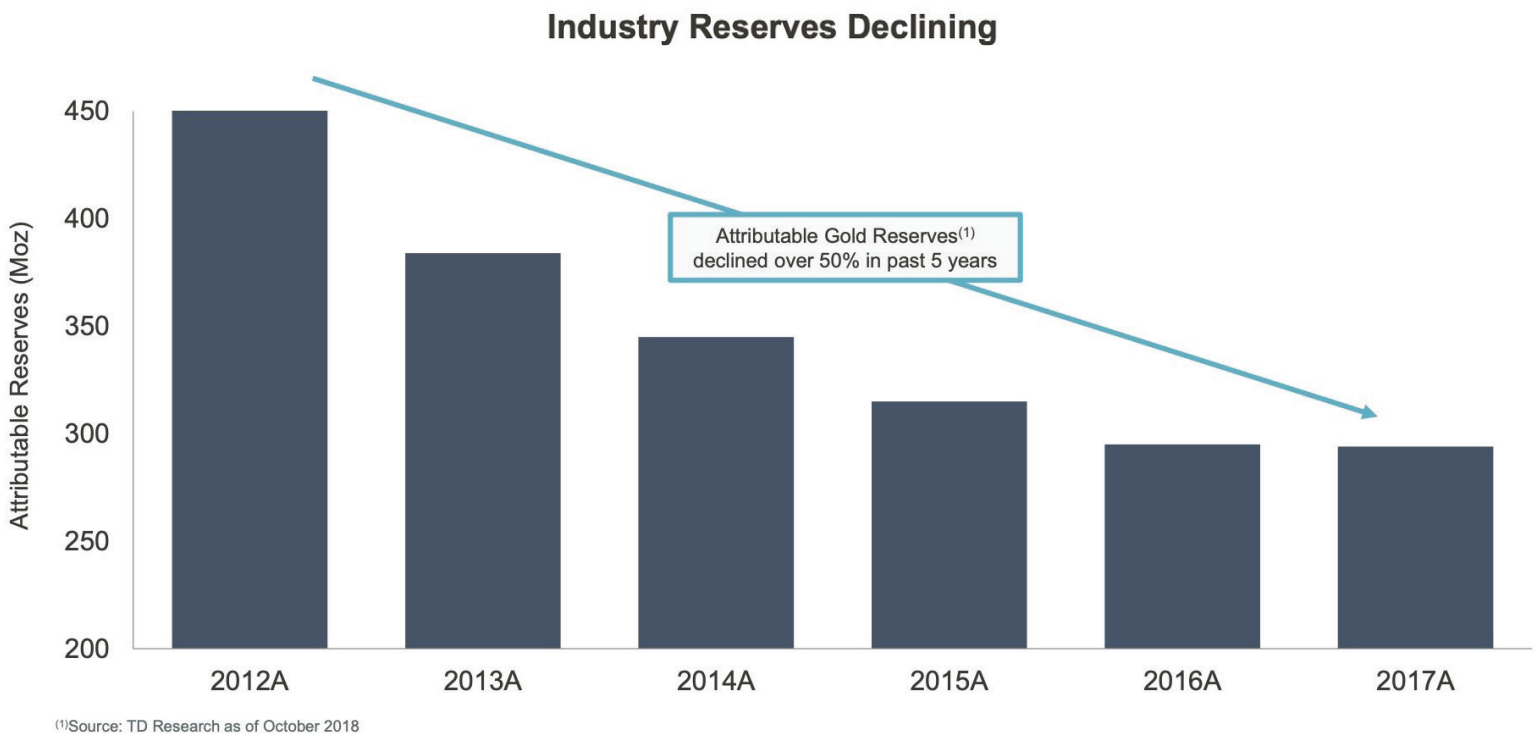

(1)Source: TD Research as of October 2018

THREE CLEAR CATALYSTS FOR A HIGHER VALUATION

For personal use only

ENHANCED DE-RISKING PREMIUM

- Fewer safe jurisdictions
- In the right address, Elephant country
- NOVA has permits to explore in Alaska

OUTSTANDING EXPLORATION POTENTIAL

- Upward revision of its Estelle project exploration target estimate to **2.2 to 5.3 million ounces of gold**
- Industry exploration not replacing production: in ground resources will soon be re-valued
- Estelle and Officer Hill have best of class potential for adding resources

LEVERAGED TO THE GOLD PRICE

- Potential to outperform in a gold bull market

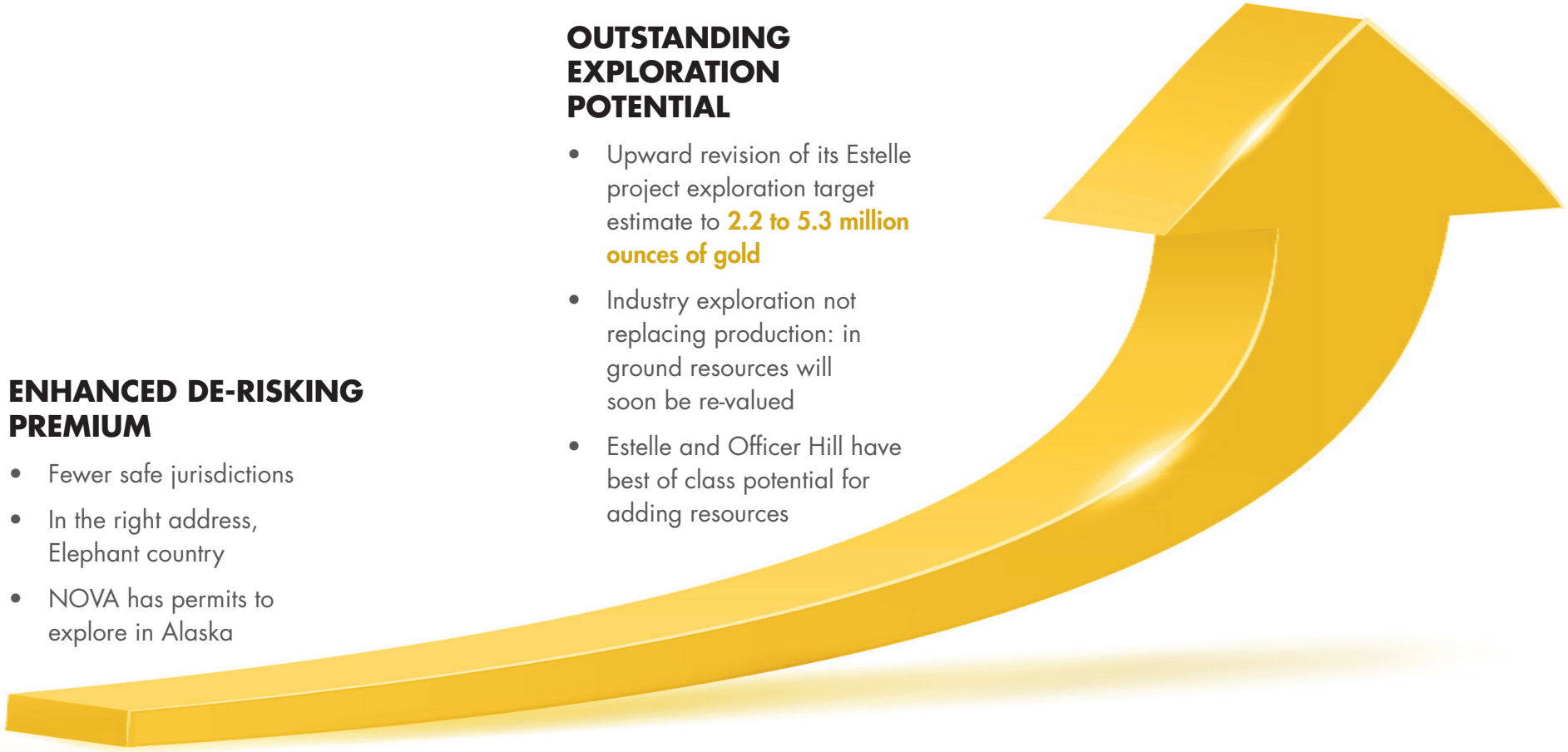

For personal use only

BOWSER CREEK SILVER PROJECT

SNOW LAKE RESOURCES LTD

(THOMPSON BROTHERS LITHIUM PROJECT)

SNOW
LAKE RESOURCES™

www.snowlakeresources.com

For personal use only

BOWSER CREEK SILVER ZINC PROJECT

During a heavy metals investigation of the southern Alaska Range in 1967 a U.S. Geological Survey Team discovered occurrences of lead, zinc and silver of potential economic significance. The Bowser Creek prospects were subsequently discovered during regional geological mapping and mineral investigations conducted in the southern Alaska Range by the U.S. Geological Survey and published in Reed and Elliott (1968, C 559 and 596) and Reed and Lanphere (1972). The reported cost of this government project was $7 million, and the Bowser Creek exposures were considered to be the 'find" of the summer.

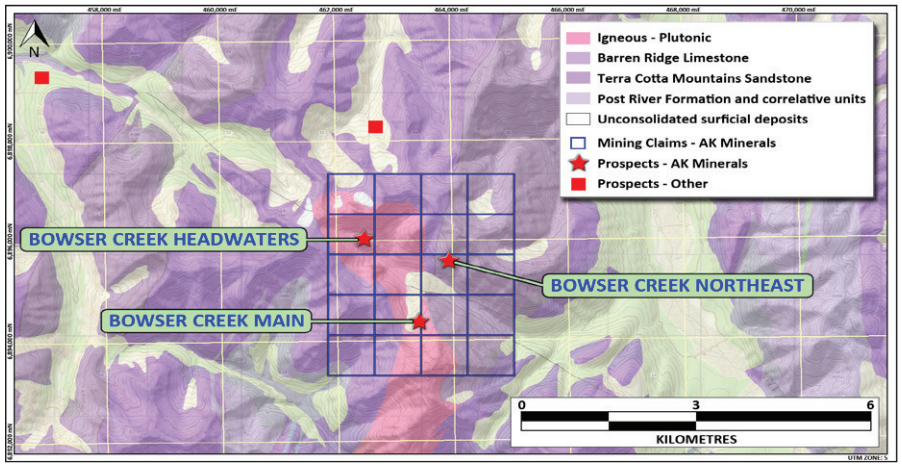

The Post River Valley and Win Claim Airstrip located at the main camp, 120 air miles from Anchorage. At this point Bowser Creek joins the Post River and continues on to reach the Kuskokwim River, 23 miles downstream.

The Kuskokwim River is a highway for barge traffic. Shipping concentrates this way, South Korea would be closer than Seattle.

The Bowser Creek prospect is comprised of twenty (20) unpatented mining claims located on State of Alaska public lands wholly within the McGrath A-2 Quadrangle. There are three targeted prospects – Bowser Creek Headwaters; Bowser Creek Main and Bowser Creek Northeast, all located along Bowser Creek up to the headwaters.

NOVA TO SEEK TO UNLOCK VALUE AT THE BOWSER CREEK PROJECT IN THE CURRENT SILVER ENVIRONMENT

Source: Lead, Zinc, and Silver Deposits at Bowser Creek McGrath A-2 Quadrangle Alaska By Bruce L. Reed and Raymond L. Elliott
https://pubs.usgs.gov/circ/1968/0559/report.pdf

For personal use only

THOMPSON BROTHERS LITHIUM PROJECT

(6.3 million tonnes at 1.38% Li2O with resource and development upside in 2019)

The TBL Property is located in north central Manitoba, approximately 20 km east of the mining community of Snow Lake, Manitoba on the east shore of Crowduck Bay near the northeast end of Wekusko Lake.

SNOW LAKE RESOURCES™

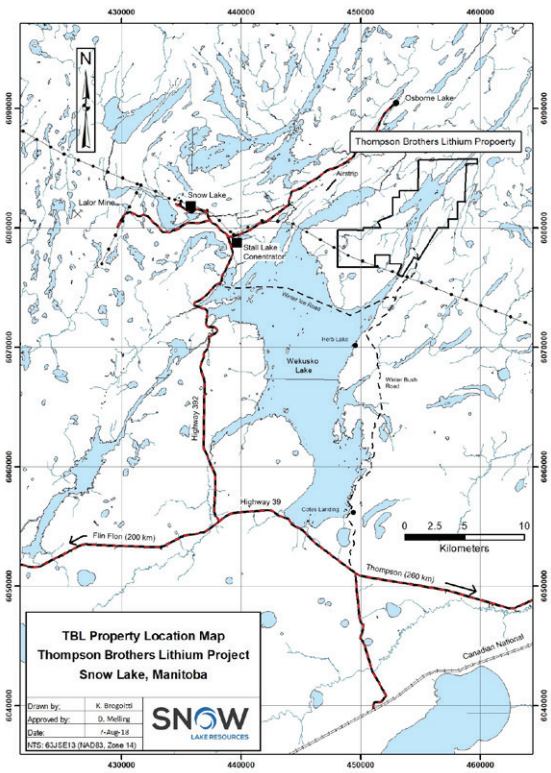

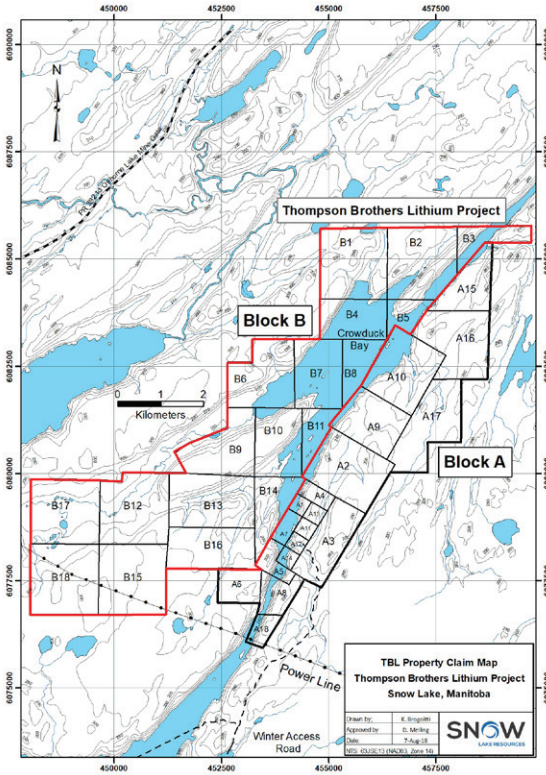

THOMPSON BROTHERS LITHIUM PROJECT

For personal use only

Thompson Citizen

SNOW LAKE RESOURCES™

In other news, Snow Lake Resources (SLR), a company in the process of floating a January 2019 initial public offering, held an information session in the Snow Lake Motor Inn on the evening of Friday Dec. 21.

The gathering served to introduce their chief operating officer Dale Schultz to residents and give folks an overview of himself, the company, as well as the mineral they are exploring for... lithium.

Schultz began by giving a synopsis of the company, which included a bit of its history, prior to explaining the importance of lithium on the world stage. Noting that lithium brine deposits were once seen as the more gainful way of exploiting the resource; the view is slowly changing towards hard rock deposits, due mainly to problems with costs and the method of processing lithium from brine.

Schultz explained the favorable geology of Manitoba and the Snow Lake area in respect to spodumene (the host rock of lithium crystals), prior to getting into the resource that his company has on the east side of nearby Wekusko Lake.

He summarized the drilling and other types of exploration done on the claims SLR holds in the area, noting that they currently have a 6.3 million tonnes at 1.38 per cent Li2O resource mapped out.

https://www.thompsoncitizen.net/opinion/columnists/my-take-on-snow-lake-jan-4-2019-1.23571205

For personal use only

OPPORTUNITY

- Emerging resource company with extensive portfolio of undervalued projects
- Focus is discovery, development and monetisation of project portfolio
- Large land package on underexplored gold belt
- District scale major Gold discovery potential
- Alaska is still undervalued with Nova holding significant exploration and development upside
- Two Gold Assets – Two Opportunities to Re-Rate
- Enhance value via exploration and development
- Leverage to the Gold Price
- Exposure to an extensive multi-commodity project portfolio with strong upside potential

For personal use only

CONTACT

NOVA MINERALS
LIMITED

Nova Minerals Limited (ASX:NVA FRA:QM3)
ABN 84 006 690 348
Level 17, 500 Collins Street
Melbourne, Victoria 3000, Australia
T + 61 3 9614 0600 | F + 61 3 9614 0550
info@novaminerals.com.au