

## Metalicity Confirms Additional Gold Mineralisation at Kookynie

### HIGHLIGHTS

- Three-hole follow up programme reaffirms the excellent exploration potential of the Kookynie Gold Project
- Drilling confirms significant mineralisation at Leipold:
  - 9 metres @ 7.31 g/t Au from 34 metres
    - Including 3m @ 7.91 g/t Au from 34 metres &
  - 4m @ 10.4 g/t Au from 39 metres
    - including 1 metre returning 31.2 g/t Au from 40 metres
- McTavish – 3 metres @ 1.41 g/t Au from 73 metres
- Champion – 1 metre @ 1.35 g/t Au from 127 metres
- All holes returned structural continuation of mineralisation and significant intersections

Metalicity Limited (ASX: MCT) (“MCT” or “Company”) is pleased to announce the return of significant intercepts from the September drilling programme which confirms mineralisation extensions past previously developed and drilled areas at the Kookynie Project in the Eastern Goldfields, Western Australia.

#### Commenting on the drilling results, Metalicity Managing Director, Jason Livingstone said:

*“While the short programme encompassed three drill holes, each was successful in again extending the known mineralisation. The intercept at Leipold illustrates the high-grade nature that is possible within these structures. I am very excited to see the completion of the current rights issue on offer and continue to develop the Kookynie Gold Project, which represents a significant opportunity for Metalicity.”*

The Kookynie Project is host to six, significant prospects: Champion, McTavish, Leipold, Diamantina, Cosmopolitan and Cumberland. The table below summarises the significant intercepts returned from this recent drilling programme, which occurred at the historic mine sites of Leipold, McTavish and Champion. The full sample and assay list is available in Appendix Two.

Prospect	Hole ID	Hole Type	MGA 94 Zone 51 South			EOH	Dip	Azi	From (m)	To (m)	Down Hole Width	Grade (Au g/t)	Comments
			Easting	Northing	RL								
Leipold	LPRC0001	RC	350,744	6,752,130	420	48	-60	250	34	43	9	7.31	9m @ 7.31 g/t Au from 34m
									34	37	3	7.91	3m @ 7.91 g/t Au from 34
									39	43	3	10.4	3m @ 10.4 g/t Au from 39
									40	41	1	31.2	1m @ 31.2 g/t Au from 40m
McTavish	McTRC0002	RC	350,647	6,754,098	424	84	-60	270	73	76	3	1.41	3m @ 1.41 g/t Au from 73m
Champion	CPRC0002	RC	352,265	6,757,582	416	138	-60	250	127	128	1	1.35	1m @ 1.35 g/t Au from 127m

**Table 1 – September Significant Drill Hole Intercepts**

This programme tested the prospects with a single hole each. Please refer to Figure 1 for Prospect, tenure and drill hole collar locations:

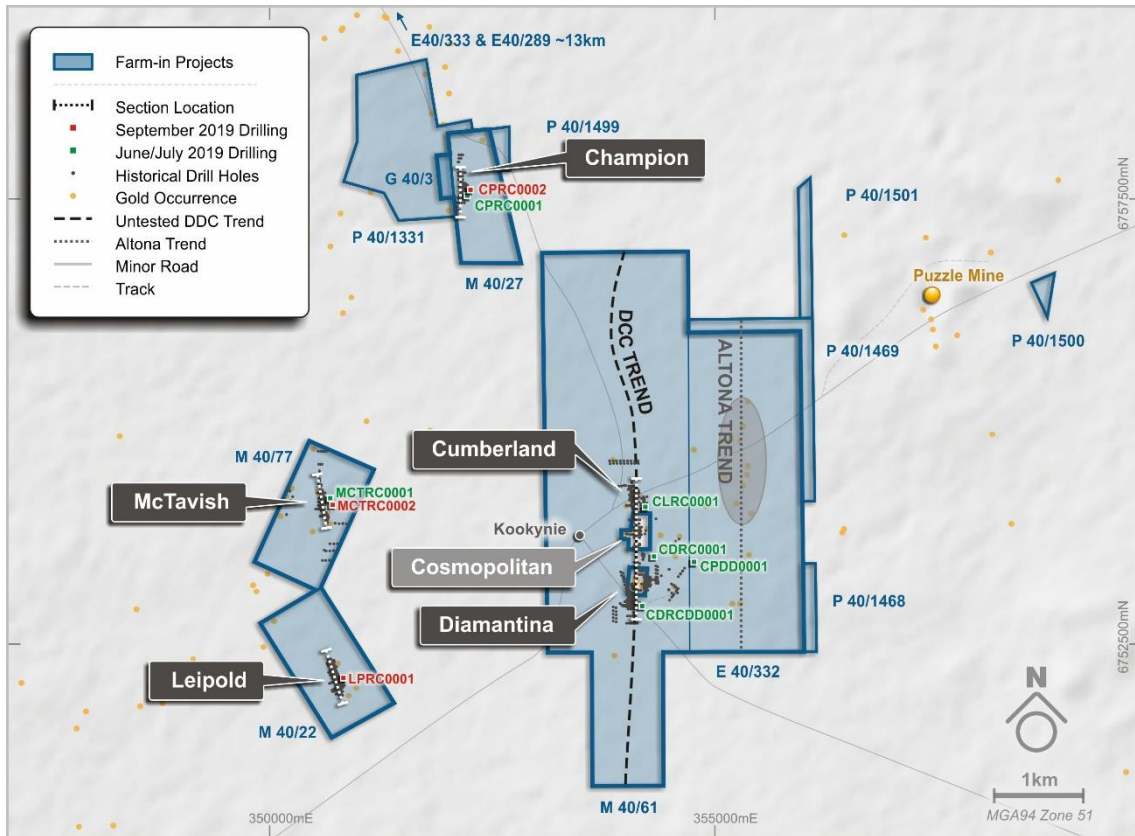


Figure 1 – Kookynie Prospect Locality Map with recent drill holes and mineralised trends.

### Drill Hole Plane of Vein Long Sections

Below are a series of drill hole plane of vein long sections that illustrate the recent drilling pierce points:

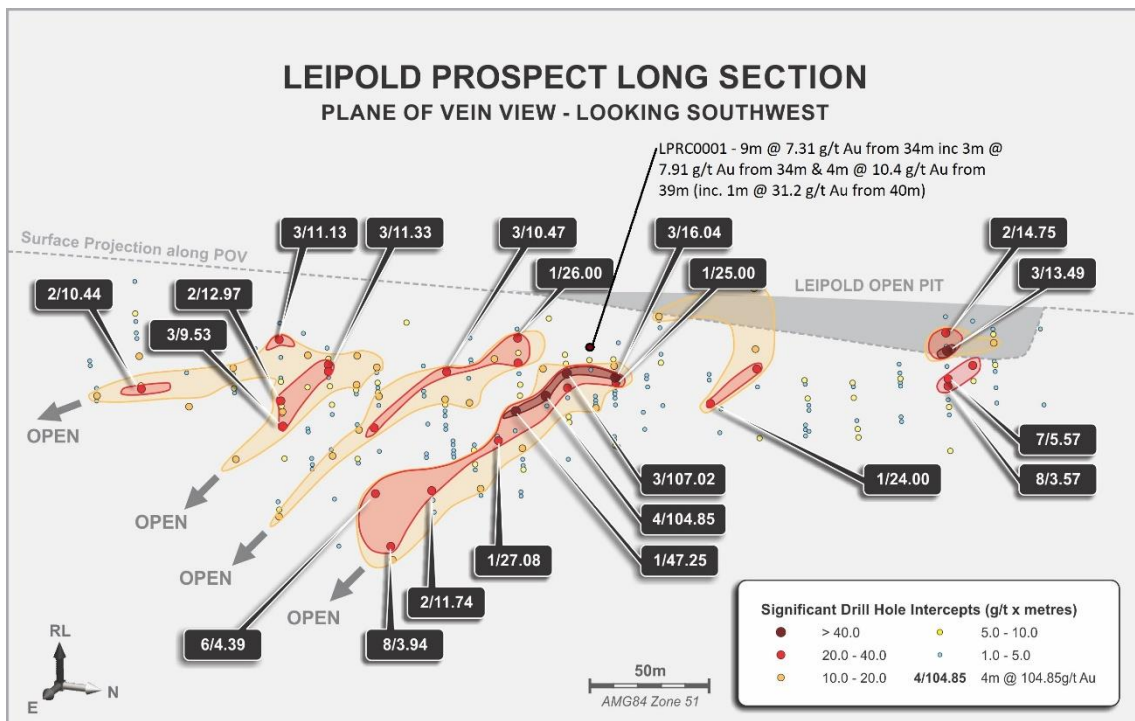


Figure 2 – Leipold Trend Plane of Vein Section with recent drilling.

The Leipold Long Section illustrates the historical open pit development and historical drill holes to date. Further annotated is the pierce points of the Company's recent drilling programme and intercepts returned from sampling.

LPRC0001 was designed to test the up dip extensions of the mineralised plunges of the Leipold Mineralisation to date and was completed at a depth of 48 metres.

LPRC0001 was successful in not only intersecting the structure but confirmed the historical high-grade nature of the prospect with a broad intercept of 9 metres @ 7.31 g/t Au from 34 metres, including a very high-grade metre at 31.2 g/t Au from 40 metres down hole. The very shallow nature of these results also highlights the possibility of open pit mining options.

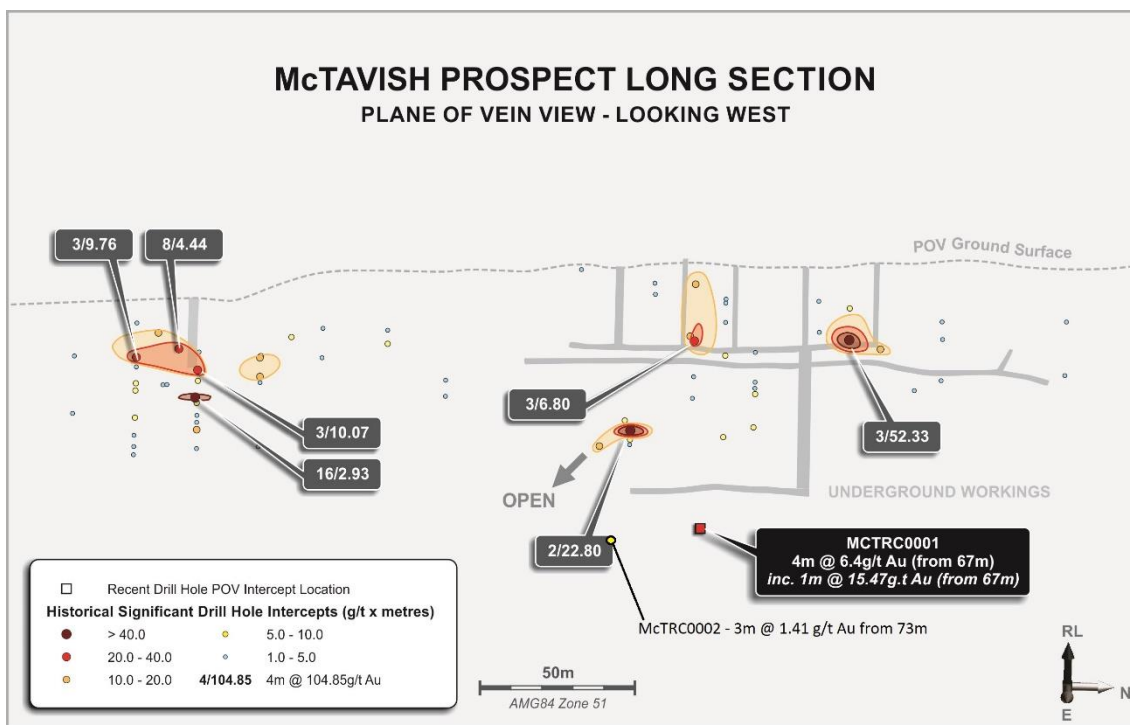


Figure 3 – McTavish Plane of Vein Section with recent drilling.

The Company completed a single Reverse Circulation (RC) drill hole at the McTavish Prospect to a depth of 84 metres in an area that is below the known historical workings, significantly down dip from historical drilling and along strike from our recent drill hole intercept of 4 metres @ 6.4 g/t Au from 67 metres.

Management is pleased that the drill hole intersected the structure, demonstrating the down dip continuance of mineralisation beyond the previously defined limits of drilling. The return of an intercept of 3 metres @ 1.41 g/t Au from 73 metres also demonstrates the potential for grade to continue.

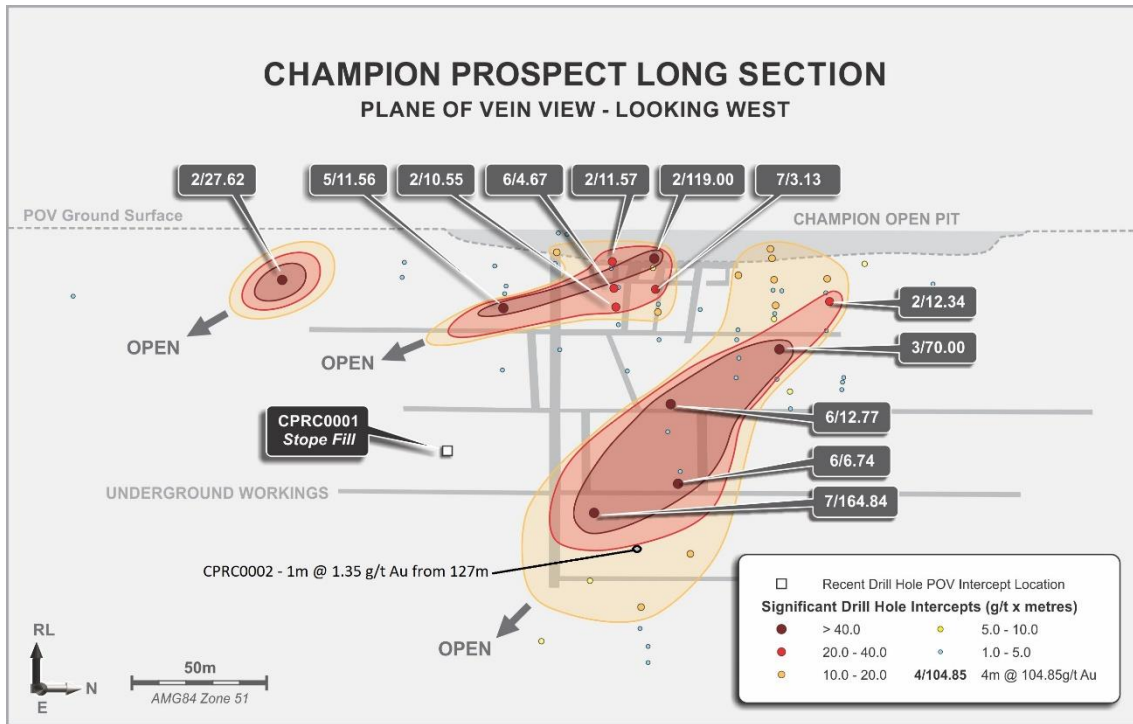


Figure 4 – Champion Plane of Vein Section with recent drilling.

The Company completed a single 138-metre-deep RC hole and endeavoured to intersect the down plunge mineralisation that is observed at the Champion Prospect. The structure was intersected with quartz veining with significant pyrite, chalcopyrite and pyrrhotite sulphide mineralogy observed. However, the tenure of grade reflects the poddy nature typically observed in Eastern Goldfields lode gold deposits.

With the three drill holes completed in this programme coupled with the six completed as per the announcement dated 31 July 2019 titled “Metalicity Confirms Mineralisation”, every hole to date has intersected the mineralised structure. The following table summarises the intersections to date:

MGA 94 Zone 51 South														
Prospect	Hole ID	Tenement	Hole Type	Easting	Northing	RL	EOH	Dip	Azi	From (m)	To (m)	Down Hole Width	Grade (Au g/t)	Comments
Leipold	LPRC0001	M40/22	RC	350,744	6,752,130	420	48	-60	250	34	43	9	7.31	9m @ 7.31 g/t Au from 34m
										34	37	3	7.91	3m @ 7.91 g/t Au from 34
										39	43	3	10.4	3m @ 10.4 g/t Au from 39
										40	41	1	31.2	1m @ 31.2 g/t Au from 40m
McTavish	McTRC0001	M40/77	RC	350,647	6,754,118	423	112	-60	270	67	71	4	6.4	4m @ 6.4 g/t Au from 67m
	inc									67	68	1	15.47	1m @ 15.47 g/t Au from 67m
	McTRC0002			350,647	6,754,098	424	84	-60	270	73	76	3	1.41	3m @ 1.41 g/t Au from 73m
Champion	CPRC0001	M40/27	RC	352,224	6,757,503	417	112	-60	270	Stope fill intersected - structure present but mined out.				
	CPRC0002			352,265	6,757,582	416	138	-60	250	127	128	1	1.35	1m @ 1.35 g/t Au from 127m
DCC Trend	CDRCDD0001	M40/61	RC/DD Tail	354,377	6,753,209	427	186.33	-60	270	167	167.72	0.72	3.1	0.72m @ 3.1 g/t Au from 167m
										173.07	173.28	0.21	8.8	0.21m @ 8.8 g/t Au from 173.07
										174.85	176	1.15	1.5	1.15m @ 1.5 g/t Au from 174.85
	CLRC0001	M40/61	RC	354,153	6,754,058	429	136	-60	270	72	74	2	1.4	2m @ 1.4 g/t Au from 72m
CDDD0001	E40/332	DD	354728	6753398	432	529.5	-60	270	Structure diluted by Proterozoic Dolerite Dyke					
CDRC0001	M40/61	RC	354284	6753513	430	148	-60	270	76	78	2	22.1	2m @ 22.1 g/t Au from 76m	

Table 2 – All Drill Hole Intercepts to Date.

## Plan Moving Forward

In light of these results to date with nine drill holes completed, the Company has confirmed that gold mineralisation exists beyond what the historical data had illustrated. The following steps are anticipated to continue with a staged, systematic drill programme designed to not only address gold grade and geology relationships to a level to support a mineral resource estimate, but metallurgy, geotechnical and density aspects to aid in potential feasibility studies at a later date. Concurrent with this phase of work, the Company will also look to develop additional drill targets. Understanding and proving viable targets along strike is paramount to complement any mineral resource development work, ensuring a pipeline of development sites to realise the full value of the Kookynie gold project.

## Quality Control

The Company, as is normal during a drilling programme, implemented a quality assurance and control process (QAQC) whereby reconciliations with the drilled metre, the representative sample, and the actual sample bag that was submitted to the laboratory was rigorously controlled. Sampling was also based on geology, original cone split samples from the rig mounted cone splitter were submitted to the laboratory for analysis.

Furthermore, usual Industry Practice is to insert a standard (referred to as a CRM – Certified Reference Material that has a known grade within a specified confidence interval), a duplicate or a blank (whereby it is devoid of any mineralisation whatsoever) into the sampling regime to ensure, and on top of the laboratories own QAQC measures of 1 sample in every 20 is to represent one of these samples to ensure quality control.

The results returned by the laboratories were within the CRM stated acceptable standard deviation limits and the duplicity of the samples, given the nature of the mineralisation, were within acceptable limits.

## Geology

The Kookynie Project area is in the Keith-Kilkenny Tectonic Zone within the north-northwest trending Archean-aged Malcolm greenstone belt. The Keith-Kilkenny Tectonic Zone is a triangular shaped area hosting a succession of Archean mafic-ultramafic igneous and meta-sedimentary rocks. Regional magnetic data indicates the Kookynie region is bounded to the west by the north-trending Mt George Shear, the Keith-Kilkenny Shear Zone to the east and the Mulliberry Granitoid Complex to the south.

There are several styles of gold mineralisation identified in the Kookynie region. The largest system discovered to date is the high-grade mineralisation mined at the Admiral/Butterfly area, Desdemona area and Kookynie (Niagara) areas. The gold mineralisation is associated with pyritic quartz veins hosted within north to northeast dipping structures cross-cutting 'favourable' lithologies which can also extend into shears along geological contacts. Gold mineralisation at Kookynie tends to be preferentially concentrated in magnetite dominated granitic fractions of the overall granite plutons observed within the Kookynie area.

## ENQUIRIES

### Investors

Jason Livingstone  
Managing Director & CEO  
+61 8 9324 1053  
[jlivingstone@metalicity.com.au](mailto:jlivingstone@metalicity.com.au)

### Investor Relations

David Tasker/ Colin Jacoby  
Chapter One Advisors  
+61 433 112 936/ +61 439 980 359  
[dtasker@chapteroneadvisors.com.au](mailto:dtasker@chapteroneadvisors.com.au)

### Competent Person Statement

Information in this report that relates to Exploration results and targets is based on, and fairly reflects, information compiled by Mr. Jason Livingstone, a Competent Person who is a Member of the Australian Institute of Geoscientists and Australian Institute of Mining and Metallurgy.



Mr. Livingstone is an employee of Metalicity Limited. Mr. Livingstone has sufficient experience that is relevant to the style of mineralisation and type of deposit under consideration and to the activity which he is undertaking to qualify as a Competent Person as defined by the 2012 Edition of the Australasian Code for Reporting of Exploration Results, Mineral Resources and Ore Reserves. Mr. Livingstone consents to the inclusion of the data in the form and context in which it appears.

#### **Forward Looking Statements**

This announcement may contain certain “forward-looking statements” which may not have been based solely on historical facts, but rather may be based on the Company’s current expectations about future events and results. Where the Company expresses or implies an expectation or belief as to future events or results, such expectation or belief is expressed in good faith and believed to have reasonable basis. However, forward-looking statements:

(a) are necessarily based upon a number of estimates and assumptions that, while considered reasonable by the Company, are inherently subject to significant technical, business, economic, competitive, political and social uncertainties and contingencies;

(b) involve known and unknown risks and uncertainties that could cause actual events or results to differ materially from estimated or anticipated events or results reflected in such forward-looking statements. Such risks include, without limitation, resource risk, metals price volatility, currency fluctuations, increased production costs and variances in ore grade or recovery rates from those assumed in mining plans, as well as political and operational risks in the countries and states in which the Company operates or supplies or sells product to, and governmental regulation and judicial outcomes; and

(c) may include, among other things, statements regarding estimates and assumptions in respect of prices, costs, results and capital expenditure, and are or may be based on assumptions and estimates related to future technical, economic, market, political, social and other conditions.

The words “believe”, “expect”, “anticipate”, “indicate”, “contemplate”, “target”, “plan”, “intends”, “continue”, “budget”, “estimate”, “may”, “will”, “schedule” and similar expressions identify forward-looking statements.

All forward-looking statements contained in this presentation are qualified by the foregoing cautionary statements. Recipients are cautioned that forward-looking statements are not guarantees of future performance and accordingly recipients are cautioned not to put undue reliance on forward-looking statements due to the inherent uncertainty therein.

The Company disclaims any intent or obligation to publicly update any forward-looking statements, whether as a result of new information, future events or results or otherwise.

Appendix One – JORC Code, 2012 Edition – Table 1

Section 1: Sampling Techniques and Data

Criteria	JORC Code explanation	Commentary
Sampling techniques	<ul style="list-style-type: none"> <li>Nature and quality of sampling (eg cut channels, random chips, or specific specialised industry standard measurement tools appropriate to the minerals under investigation, such as down hole gamma sondes, or handheld XRF instruments, etc). These examples should not be taken as limiting the broad meaning of sampling.</li> <li>Include reference to measures taken to ensure sample representivity and the appropriate calibration of any measurement tools or systems used.</li> <li>Aspects of the determination of mineralisation that are Material to the Public Report.</li> <li>In cases where 'industry standard' work has been done this would be relatively simple (eg 'reverse circulation drilling was used to obtain 1 m samples from which 3 kg was pulverised to produce a 30 g charge for fire assay'). In other cases more explanation may be required, such as where there is coarse gold that has inherent sampling problems. Unusual commodities or mineralisation types (eg submarine nodules) may warrant disclosure of detailed information.</li> </ul>	<ul style="list-style-type: none"> <li>No core sampling was performed in this programme as it was entirely RC.</li> <li>Reverse circulation (RC) sampling was conducted by the offsidors on the drill rig and checked at the end of each rod (6 metres) to ensure that the sample ID's matched the interval that was intended to be represented by that sample ID. No issues were seen or noted by the Competent person during the entire drilling campaign. These samples Were submitted for analysis to Genalysis Intertek in Kalgoorlie at the end of the programme.</li> <li>All RC samples were sieved and washed to ensure samples were taken from the appropriate intervals and to determine composites.</li> <li>No composites were taken or submitted.</li> <li>The quality of the sampling is industry standard and was completed with the utmost care to ensure that the material being sampled, can be traced back to the interval taken from the drill hole for both RC and diamond core.</li> <li>OREAS standards of 60 gram charges of OREAS 22F (Au grade range of &lt;1ppb Au – this is a blank), OREAS 251 (Au grade range of 0.498ppm Au to 0.510ppm Au), OREAS 219 (Au grade range of 0.753ppm Au to 0.768ppm Au) and OREAS 229b (Au grade range of 11.86ppm Au to 12.04ppm Au) were used in alternating and sporadic patterns at a ratio of 1 QAQC sample in 20 samples submitted. The material used to make these standards was sourced from a West Australian, Eastern Goldfields orogenic gold deposit.</li> </ul>
Drilling techniques	<ul style="list-style-type: none"> <li>Drill type (eg core, reverse circulation, open-hole hammer, rotary air blast, auger, Bangka, sonic, etc) and details (eg core diameter, triple or standard tube, depth of diamond tails, face-sampling bit or other type, whether core is oriented and if so, by what method, etc).</li> </ul>	<ul style="list-style-type: none"> <li>RC drilling used a bit size of 5 ¼ inch.</li> </ul>
Drill sample recovery	<ul style="list-style-type: none"> <li>Method of recording and assessing core and chip sample recoveries and results assessed.</li> <li>Measures taken to maximise sample recovery and ensure representative nature of the samples.</li> <li>Whether a relationship exists between sample recovery and grade and whether sample bias may have occurred due to preferential loss/gain of fine/coarse material.</li> </ul>	<ul style="list-style-type: none"> <li>RC drilling sample recovery was excellent.</li> <li>No relationship was displayed between recovery and grade nor loss/gain of fine/course material.</li> </ul>

For personal use only

<p>Logging</p>	<ul style="list-style-type: none"> <li>• Whether core and chip samples have been geologically and geotechnically logged to a level of detail to support appropriate Mineral Resource estimation, mining studies and metallurgical studies.</li> <li>• Whether logging is qualitative or quantitative in nature. Core (or costean, channel, etc) photography.</li> <li>• The total length and percentage of the relevant intersections logged.</li> </ul>	<ul style="list-style-type: none"> <li>• All recovered sample from RC drilling has been geologically logged by the Competent Person to a level where it would support an appropriate Mineral Resource Estimate, mining studies and metallurgical test work.</li> <li>• Logging was qualitative, sampling with the diamond core was based on geological boundaries, and as practical, on the metre in which a geological boundary was intersected in the RC drilling.</li> </ul>
<p>Sub-sampling techniques and sample preparation</p>	<ul style="list-style-type: none"> <li>• If core, whether cut or sawn and whether quarter, half or all core taken.</li> <li>• If non-core, whether riffled, tube sampled, rotary split, etc and whether sampled wet or dry.</li> <li>• For all sample types, the nature, quality and appropriateness of the sample preparation technique.</li> <li>• Quality control procedures adopted for all sub-sampling stages to maximise representivity of samples.</li> <li>• Measures taken to ensure that the sampling is representative of the in situ material collected, including for instance results for field duplicate/second-half sampling.</li> <li>• Whether sample sizes are appropriate to the grain size of the material being sampled.</li> </ul>	<ul style="list-style-type: none"> <li>• RC samples were cone split from the rig. The original rig cone split samples were submitted for analysis and represent a physical record, beyond the chip trays, of the sample taken.</li> <li>• All RC samples were dry except for one sample at Champion. All recoveries were &gt;90%.</li> <li>• Duplicates were taken every 40 samples, however, given the lack of QAQC data in historical drilling, the Competent Person performed a 1 in 10 standard or blank or duplicate QAQC protocol across both the RC and diamond core sampling.</li> <li>• Diamond core duplicates were ¼ from the right side to ensure that ½ core remains and is available for further test work if necessary.</li> <li>• Outside of duplicates in the diamond core sampling, the right side of the cut line (with the cut line consistently on the right side of the orientation line (offset by 1cm), the ½ core was sampled and submitted for analysis.</li> <li>• The Competent Person is of the opinion the sampling method described above is appropriate as far as practical, and anomalous assays will be tested further by submission of the original cone split sample.</li> </ul>
<p>Quality of assay data and laboratory tests</p>	<ul style="list-style-type: none"> <li>• The nature, quality and appropriateness of the assaying and laboratory procedures used and whether the technique is considered partial or total.</li> <li>• For geophysical tools, spectrometers, handheld XRF instruments, etc, the parameters used in determining the analysis including instrument make and model, reading times, calibrations factors applied and their derivation, etc.</li> <li>• Nature of quality control procedures adopted (eg standards, blanks, duplicates, external laboratory checks) and whether acceptable levels of accuracy (ie lack of bias) and precision have been established.</li> </ul>	<ul style="list-style-type: none"> <li>• Fire assay and screen fire assay was used across the RC samples. The methodologies employed at Intertek Genalysis in these analytical procedures are industry standard with appropriate checks and balances throughout their own processes.</li> <li>• The analytical method employed is appropriate for the style of mineralisation and target commodity present.</li> <li>• No geophysical tools, spectrometers, handheld XRF instruments were used.</li> <li>• A 1 in 20 standard or duplicate or blank was employed during this programme. QAQC analysis shows that the lab performed within the specifications of the QAQC protocols. The standards used were from OREAS and based on material sourced from with the Eastern Goldfields. Blanks were also sourced from OREAS as well.</li> </ul>



<p><i>Verification of sampling and assaying</i></p>	<ul style="list-style-type: none"> <li>• <i>The verification of significant intersections by either independent or alternative company personnel.</i></li> <li>• <i>The use of twinned holes.</i></li> <li>• <i>Documentation of primary data, data entry procedures, data verification, data storage (physical and electronic) protocols.</i></li> <li>• <i>Discuss any adjustment to assay data.</i></li> </ul>	<ul style="list-style-type: none"> <li>• No umpire analysis has been performed to date.</li> <li>• No twinned holes have been completed.</li> <li>• Data was collected on to standardised templates in the field and data entered at night. Cross checks were performed verifying field data</li> <li>• No adjustment to the available assay data has been made.</li> </ul>																																								
<p><i>Location of data points</i></p>	<ul style="list-style-type: none"> <li>• <i>Accuracy and quality of surveys used to locate drill holes (collar and down-hole surveys), trenches, mine workings and other locations used in Mineral Resource estimation.</i></li> <li>• <i>Specification of the grid system used.</i></li> <li>• <i>Quality and adequacy of topographic control.</i></li> </ul>	<ul style="list-style-type: none"> <li>• Drill hole collars will be surveyed using a DGPS.</li> <li>• The RC holes were downhole surveyed using a “Champ Gyro multi-shot down hole survey camera”.</li> <li>• GDA94 Zone 51S was used, collars will be picked up by a qualified surveyor using a DGPS (Trimble S7).</li> <li>• The surveyed collar coordinates appear to be sufficient, however, better definition is required of the topography to allow for a JORC 2012 compliant estimation.</li> <li>• Below is a table of the collar coordinates as drilled:</li> </ul>																																								
<ul style="list-style-type: none"> <li>• <b>Location of data points:</b></li> </ul>																																										
<table border="1"> <thead> <tr> <th>Prospect</th> <th>Tenement</th> <th>MGA_94_Z51_East</th> <th>MGA_94_Z51_North</th> <th>RL</th> <th>Date Started</th> <th>Date Finished</th> <th>EOH</th> <th>Dip</th> <th>Azi</th> </tr> </thead> <tbody> <tr> <td>Leipold</td> <td>M40/22</td> <td>350,744</td> <td>6,752,130</td> <td>420</td> <td>06-09-19</td> <td>06-09-19</td> <td>48</td> <td>-60</td> <td>250</td> </tr> <tr> <td>McTavish</td> <td>M40/77</td> <td>350,647</td> <td>6,754,098</td> <td>424</td> <td>06-09-19</td> <td>06-09-19</td> <td>84</td> <td>-60</td> <td>270</td> </tr> <tr> <td>Champion</td> <td>M40/27</td> <td>352,265</td> <td>6,757,582</td> <td>416</td> <td>07-09-19</td> <td>07-09-19</td> <td>138</td> <td>-60</td> <td>250</td> </tr> </tbody> </table>			Prospect	Tenement	MGA_94_Z51_East	MGA_94_Z51_North	RL	Date Started	Date Finished	EOH	Dip	Azi	Leipold	M40/22	350,744	6,752,130	420	06-09-19	06-09-19	48	-60	250	McTavish	M40/77	350,647	6,754,098	424	06-09-19	06-09-19	84	-60	270	Champion	M40/27	352,265	6,757,582	416	07-09-19	07-09-19	138	-60	250
Prospect	Tenement	MGA_94_Z51_East	MGA_94_Z51_North	RL	Date Started	Date Finished	EOH	Dip	Azi																																	
Leipold	M40/22	350,744	6,752,130	420	06-09-19	06-09-19	48	-60	250																																	
McTavish	M40/77	350,647	6,754,098	424	06-09-19	06-09-19	84	-60	270																																	
Champion	M40/27	352,265	6,757,582	416	07-09-19	07-09-19	138	-60	250																																	
<p><i>Data spacing and distribution</i></p>	<ul style="list-style-type: none"> <li>• <i>Data spacing for reporting of Exploration Results.</i></li> <li>• <i>Whether the data spacing and distribution is sufficient to establish the degree of geological and grade continuity appropriate for the Mineral Resource and Ore Reserve estimation procedure(s) and classifications applied.</i></li> <li>• <i>Whether sample compositing has been applied.</i></li> </ul>	<ul style="list-style-type: none"> <li>• The data spacing is sufficient to establish a relatively high confidence in geological and grade continuity, however, peripheral data to support the drill holes requires further work to ensure compliance with JORC 2012 guidelines.</li> <li>• No sample compositing was applied beyond the calculation of down hole significant intercepts.</li> </ul>																																								
<p><i>Orientation of data in relation to geological structure</i></p>	<ul style="list-style-type: none"> <li>• <i>Whether the orientation of sampling achieves unbiased sampling of possible structures and the extent to which this is known, considering the deposit type.</i></li> <li>• <i>If the relationship between the drilling orientation and the orientation of key mineralised structures is considered to have introduced a sampling bias, this</i></li> </ul>	<ul style="list-style-type: none"> <li>• All drilling was perpendicular to the main structure that hosts mineralisation. Secondary structures oblique to the main structure may have influence hanging and foot wall intercepts.</li> <li>• The author believes that the drilling orientation and the orientation of key mineralised structures has not introduced a bias.</li> </ul>																																								

	<i>should be assessed and reported if material.</i>	
<i>Sample security</i>	<ul style="list-style-type: none"> <li><i>The measures taken to ensure sample security.</i></li> </ul>	<ul style="list-style-type: none"> <li>The chain of supply from rig to the laboratory was overseen by the Competent Person. At no stage has any person or entity outside of the Competent Person, the drilling contractors, and the assay laboratory, Intertek Genalysis, come into contact with the samples.</li> </ul>
<i>Audits or reviews</i>	<ul style="list-style-type: none"> <li><i>The results of any audits or reviews of sampling techniques and data.</i></li> </ul>	<ul style="list-style-type: none"> <li>No external audit of the results, beyond the laboratory internal QAQC measures, has taken place.</li> </ul>

Section 2: Reporting of Exploration Results

Criteria	JORC Code explanation	Commentary
Mineral tenement and land tenure status	<ul style="list-style-type: none"> <li>Type, reference name/number, location and ownership including agreements or material issues with third parties such as joint ventures, partnerships, overriding royalties, native title interests, historical sites, wilderness or national park and environmental settings.</li> <li>The security of the tenure held at the time of reporting along with any known impediments to obtaining a licence to operate in the area.</li> </ul>	<ul style="list-style-type: none"> <li>Please refer to the tenement schedule below to where the drill holes were completed:</li> <li>Nex Metals Explorations Ltd hold the tenure in question. Metalicity is currently performing an earn in option as part of our farm in agreement (please refer to ASX Announcement "Metalicity Farms Into Prolific Kookynie &amp; Yundamindra Gold Projects, WA" dated 6<sup>th</sup> May 2019)</li> <li>No impediments exist to obtaining a license to operate over the listed tenure above.</li> </ul>
Exploration done by other parties	<ul style="list-style-type: none"> <li>Acknowledgment and appraisal of exploration by other parties.</li> </ul>	<ul style="list-style-type: none"> <li>Nex Metals Explorations Ltd have done a great job of collating the historical drilling completed over the previous 30 years.</li> <li>The historical work completed requires further field verification via re-down hole surveying (if possible) of drill holes beyond 60 metres depth – it appears below this depth; hole deviation becomes a factor in establishing the location of mineralisation in 3D. Furthermore, collar pickups require verification. All laboratory certificates for the assays on file are collated, only recommendation is possibly more duplicate information in mineralised zones.</li> </ul>
Geology	<ul style="list-style-type: none"> <li>Deposit type, geological setting and style of mineralisation.</li> </ul>	<ul style="list-style-type: none"> <li>Kookynie:                             <ul style="list-style-type: none"> <li>The project area is in the Keith-Kilkenny Tectonic Zone within the north-northwest trending Archean-aged Malcolm greenstone belt. The Keith-Kilkenny Tectonic Zone is a triangular shaped area hosting a succession of Archean mafic-ultramafic igneous and meta-sedimentary rocks. Regional magnetic data indicates the Kookynie region is bounded to the west by the north-trending Mt George Shear, the Keith-Kilkenny Shear Zone to the east and the Mulliberry Granitoid Complex to the south.</li> <li>There are several styles of gold mineralisation identified in the Kookynie region. The largest system discovered to date is the high-grade mineralisation mined at the Admiral/Butterfly area, Desdemona area and Niagara area. The gold mineralisation is associated with pyritic quartz veins hosted within north to northeast dipping structures cross-cutting 'favourable' lithologies which can also extend into shears</li> </ul> </li> </ul>

For personal use only

		<p>along geological contacts. Gold mineralisation tends to be preferentially concentrated in differentiated dolerite sills associated with pyrite/carbonate/silica/sericite wall rock alteration.</p> <ul style="list-style-type: none"> <li>Below is an example of the mineralisation returned from CDRCDD0001, full assays for the selected intervals are available in Appendix Two:</li> </ul>
<p><i>Drill hole Information</i></p>	<ul style="list-style-type: none"> <li>A summary of all information material to the understanding of the exploration results including a tabulation of the following information for all Material drill holes: <ul style="list-style-type: none"> <li>easting and northing of the drill hole collar</li> <li>elevation or RL (Reduced Level – elevation above sea level in metres) of the drill hole collar</li> <li>dip and azimuth of the hole</li> <li>down hole length and interception depth</li> <li>hole length.</li> </ul> </li> <li>If the exclusion of this information is justified on the basis that the information is not Material and this exclusion does not detract from the understanding of the report, the Competent Person should clearly explain why this is the case.</li> </ul>	<ul style="list-style-type: none"> <li>For Kookynie (and Yundramindra), please refer to the Company’s announcement dated 6th May 2019, “Metalicity Farms Into Prolific Kookynie &amp; Yundamindra Gold Projects, WA”, for all historical drill collar information, and selected significant intercepts.</li> <li>For the drilling performed and subject to this announcement, please see the table in the section titled “Location of data points” Table 1, Section 1 of this announcement.</li> </ul>
<p><i>Data aggregation methods</i></p>	<ul style="list-style-type: none"> <li>In reporting Exploration Results, weighting averaging techniques, maximum and/or minimum grade truncations (eg cutting of high grades) and cut-off grades are usually Material and should be stated.</li> <li>Where aggregate intercepts incorporate short lengths of high grade results and longer lengths of low grade results, the procedure used for such aggregation should be stated and some typical examples of such aggregations should be shown in detail.</li> <li>The assumptions used for any reporting of metal equivalent values should be clearly stated.</li> </ul>	<ul style="list-style-type: none"> <li>All intercepts have been calculated using the weighted average method. Specific intervals within a weighted average interval have been described as part of the overall intercept statement. All results are presented in Appendix 2 for the reader to reconcile the Competent Persons’ calculations.</li> <li>Intervals were based on geology and no specific cut off was applied.</li> <li>No metal equivalents are discussed or reported.</li> </ul>
<p><i>Relationship between mineralisation widths and intercept lengths</i></p>	<ul style="list-style-type: none"> <li>These relationships are particularly important in the reporting of Exploration Results.</li> <li>If the geometry of the mineralisation with respect to the drill hole angle is known, its nature should be reported.</li> <li>If it is not known and only the down hole lengths are reported, there should be a clear statement to this effect (eg ‘down hole length, true width not known’).</li> </ul>	<ul style="list-style-type: none"> <li>Given the shallow dipping nature (approximately -45° on average) of the mineralisation observed at Kookynie, the nominal drilling inclination of -60° lends to close to true width intercepts.</li> <li>However, cross cutting structures within the hanging wall and footwall are noted and may influence the results.</li> </ul>

<p><i>Diagrams</i></p>	<ul style="list-style-type: none"> <li>• <i>Appropriate maps and sections (with scales) and tabulations of intercepts should be included for any significant discovery being reported. These should include, but not be limited to a plan view of drill hole collar locations and appropriate sectional views.</i></li> </ul>	<ul style="list-style-type: none"> <li>• Please see main body of the announcement for the relevant figures.</li> </ul>
<p><i>Balanced reporting</i></p>	<ul style="list-style-type: none"> <li>• <i>Where comprehensive reporting of all Exploration Results is not practicable, representative reporting of both low and high grades and/or widths should be practiced to avoid misleading reporting of Exploration Results.</i></li> </ul>	<ul style="list-style-type: none"> <li>• All results have been presented. Please refer to Appendix 2.</li> </ul>
<p><i>Other substantive exploration data</i></p>	<ul style="list-style-type: none"> <li>• <i>Other exploration data, if meaningful and material, should be reported including (but not limited to): geological observations; geophysical survey results; geochemical survey results; bulk samples – size and method of treatment; metallurgical test results; bulk density, groundwater, geotechnical and rock characteristics; potential deleterious or contaminating substances.</i></li> </ul>	<ul style="list-style-type: none"> <li>• The area has had significant historical production recorded and is accessible via the MINEDEX database.</li> <li>• All stated mineral resources for the Kookynie (and Yundramindra) Projects are pre-JORC 2012. Considerable work around bulk density, QAQC, down hole surveys and metallurgy, coupled with the planned drilling will be required to ensure compliance with JORC 2012 guidelines.</li> </ul>
<p><i>Further work</i></p>	<ul style="list-style-type: none"> <li>• <i>The nature and scale of planned further work (eg tests for lateral extensions or depth extensions or large-scale step-out drilling).</i></li> <li>• <i>Diagrams clearly highlighting the areas of possible extensions, including the main geological interpretations and future drilling areas, provided this information is not commercially sensitive.</i></li> </ul>	<ul style="list-style-type: none"> <li>• Metalicity intends to drill the known and extend the mineralised occurrences within the Kookynie and Yundramindra Projects. The Yundramindra Project is currently under the plaintiff process, however Metalicity believes that Nex Metals is well advanced in defending those claims. The drilling will be designed to validate historical drilling with a view to making maiden JORC 2012 Mineral Resource Estimate statements. Metalicity has made the aspirational statement of developing “significant resource and reserve base on which to commence a sustainable mining operation focusing on grade and margin”.</li> <li>• Diagrams pertinent to the area’s in question are supplied in the body of this announcement.</li> </ul>



## Appendix Two – Drilling sample and Assay Information

Reverse Circulation Sampling and Assay Information:

Hole ID	Prospect	From	To	Sample ID	Assay Method	Au_ppm	Laboratory
McTRC0002	McTavish	0	1	MCT00002	Fire Assay 50g	0.061	Intertek Genalysis
McTRC0002	McTavish	1	2	MCT00003	Fire Assay 50g	0.06	Intertek Genalysis
McTRC0002	McTavish	2	3	MCT00004	Fire Assay 50g	0.033	Intertek Genalysis
McTRC0002	McTavish	3	4	MCT00005	Fire Assay 50g	0.021	Intertek Genalysis
McTRC0002	McTavish	4	5	MCT00006	Fire Assay 50g	X	Intertek Genalysis
McTRC0002	McTavish	5	6	MCT00007	Fire Assay 50g	X	Intertek Genalysis
McTRC0002	McTavish	6	7	MCT00008	Fire Assay 50g	X	Intertek Genalysis
McTRC0002	McTavish	7	8	MCT00009	Fire Assay 50g	X	Intertek Genalysis
McTRC0002	McTavish	8	9	MCT00010	Fire Assay 50g	X	Intertek Genalysis
McTRC0002	McTavish	9	10	MCT00011	Fire Assay 50g	X	Intertek Genalysis
McTRC0002	McTavish	10	11	MCT00012	Fire Assay 50g	X	Intertek Genalysis
McTRC0002	McTavish	11	12	MCT00013	Fire Assay 50g	X	Intertek Genalysis
McTRC0002	McTavish	12	13	MCT00014	Fire Assay 50g	X	Intertek Genalysis
McTRC0002	McTavish	13	14	MCT00015	Fire Assay 50g	X	Intertek Genalysis
McTRC0002	McTavish	14	15	MCT00016	Fire Assay 50g	X	Intertek Genalysis
McTRC0002	McTavish	15	16	MCT00017	Fire Assay 50g	X	Intertek Genalysis
McTRC0002	McTavish	16	17	MCT00018	Fire Assay 50g	X	Intertek Genalysis
McTRC0002	McTavish	17	18	MCT00019	Fire Assay 50g	X	Intertek Genalysis
McTRC0002	McTavish	18	19	MCT00020	Fire Assay 50g	X	Intertek Genalysis
McTRC0002	McTavish	19	20	MCT00022	Fire Assay 50g	0.006	Intertek Genalysis
McTRC0002	McTavish	20	21	MCT00023	Fire Assay 50g	X	Intertek Genalysis
McTRC0002	McTavish	21	22	MCT00024	Fire Assay 50g	X	Intertek Genalysis
McTRC0002	McTavish	22	23	MCT00025	Fire Assay 50g	X	Intertek Genalysis
McTRC0002	McTavish	23	24	MCT00026	Fire Assay 50g	X	Intertek Genalysis
McTRC0002	McTavish	24	25	MCT00027	Fire Assay 50g	X	Intertek Genalysis
McTRC0002	McTavish	25	26	MCT00028	Fire Assay 50g	0.006	Intertek Genalysis
McTRC0002	McTavish	26	27	MCT00029	Fire Assay 50g	X	Intertek Genalysis
McTRC0002	McTavish	27	28	MCT00030	Fire Assay 50g	X	Intertek Genalysis
McTRC0002	McTavish	28	29	MCT00031	Fire Assay 50g	X	Intertek Genalysis
McTRC0002	McTavish	29	30	MCT00032	Fire Assay 50g	X	Intertek Genalysis
McTRC0002	McTavish	30	31	MCT00033	Fire Assay 50g	X	Intertek Genalysis
McTRC0002	McTavish	31	32	MCT00034	Fire Assay 50g	X	Intertek Genalysis
McTRC0002	McTavish	32	33	MCT00035	Fire Assay 50g	X	Intertek Genalysis
McTRC0002	McTavish	33	34	MCT00036	Fire Assay 50g	X	Intertek Genalysis
McTRC0002	McTavish	34	35	MCT00037	Fire Assay 50g	X	Intertek Genalysis
McTRC0002	McTavish	35	36	MCT00038	Fire Assay 50g	X	Intertek Genalysis
McTRC0002	McTavish	36	37	MCT00039	Fire Assay 50g	X	Intertek Genalysis
McTRC0002	McTavish	37	38	MCT00040	Fire Assay 50g	X	Intertek Genalysis
McTRC0002	McTavish	38	39	MCT00042	Fire Assay 50g	0.013	Intertek Genalysis
McTRC0002	McTavish	39	40	MCT00043	Fire Assay 50g	0.018	Intertek Genalysis
McTRC0002	McTavish	40	41	MCT00044	Fire Assay 50g	X	Intertek Genalysis

For personal use only

McTRC0002	McTavish	41	42	MCT00045	Fire Assay 50g	X	Intertek Genalysis
McTRC0002	McTavish	42	43	MCT00046	Fire Assay 50g	0.014	Intertek Genalysis
McTRC0002	McTavish	43	44	MCT00047	Fire Assay 50g	X	Intertek Genalysis
McTRC0002	McTavish	44	45	MCT00048	Fire Assay 50g	X	Intertek Genalysis
McTRC0002	McTavish	45	46	MCT00049	Fire Assay 50g	0.005	Intertek Genalysis
McTRC0002	McTavish	46	47	MCT00050	Fire Assay 50g	X	Intertek Genalysis
McTRC0002	McTavish	47	48	MCT00051	Fire Assay 50g	X	Intertek Genalysis
McTRC0002	McTavish	48	49	MCT00052	Fire Assay 50g	0.011	Intertek Genalysis
McTRC0002	McTavish	49	50	MCT00053	Fire Assay 50g	0.015	Intertek Genalysis
McTRC0002	McTavish	50	51	MCT00054	Fire Assay 50g	X	Intertek Genalysis
McTRC0002	McTavish	51	52	MCT00055	Fire Assay 50g	0.012	Intertek Genalysis
McTRC0002	McTavish	52	53	MCT00056	Fire Assay 50g	0.006	Intertek Genalysis
McTRC0002	McTavish	53	54	MCT00057	Fire Assay 50g	0.006	Intertek Genalysis
McTRC0002	McTavish	54	55	MCT00058	Fire Assay 50g	0.01	Intertek Genalysis
McTRC0002	McTavish	55	56	MCT00059	Fire Assay 50g	X	Intertek Genalysis
McTRC0002	McTavish	56	57	MCT00060	Fire Assay 50g	0.008	Intertek Genalysis
McTRC0002	McTavish	57	58	MCT00061	Fire Assay 50g	X	Intertek Genalysis
McTRC0002	McTavish	58	59	MCT00063	Fire Assay 50g	0.008	Intertek Genalysis
McTRC0002	McTavish	59	60	MCT00064	Fire Assay 50g	0.018	Intertek Genalysis
McTRC0002	McTavish	60	61	MCT00065	Fire Assay 50g	X	Intertek Genalysis
McTRC0002	McTavish	61	62	MCT00066	Fire Assay 50g	0.007	Intertek Genalysis
McTRC0002	McTavish	62	63	MCT00067	Fire Assay 50g	X	Intertek Genalysis
McTRC0002	McTavish	63	64	MCT00068	Fire Assay 50g	X	Intertek Genalysis
McTRC0002	McTavish	64	65	MCT00069	Fire Assay 50g	X	Intertek Genalysis
McTRC0002	McTavish	65	66	MCT00070	Fire Assay 50g	X	Intertek Genalysis
McTRC0002	McTavish	66	67	MCT00071	Fire Assay 50g	X	Intertek Genalysis
McTRC0002	McTavish	67	68	MCT00072	Fire Assay 50g	X	Intertek Genalysis
McTRC0002	McTavish	68	69	MCT00073	Screen Fire Assay 50g	0.01	Intertek Genalysis
McTRC0002	McTavish	69	70	MCT00074	Screen Fire Assay 50g	0.03	Intertek Genalysis
McTRC0002	McTavish	70	71	MCT00075	Screen Fire Assay 50g	0.05	Intertek Genalysis
McTRC0002	McTavish	71	72	MCT00076	Screen Fire Assay 50g	0.22	Intertek Genalysis
McTRC0002	McTavish	72	73	MCT00077	Screen Fire Assay 50g	0.3	Intertek Genalysis
McTRC0002	McTavish	73	74	MCT00078	Screen Fire Assay 50g	1.32	Intertek Genalysis
McTRC0002	McTavish	74	75	MCT00079	Screen Fire Assay 50g	0.47	Intertek Genalysis
McTRC0002	McTavish	75	76	MCT00080	Screen Fire Assay 50g	2.43	Intertek Genalysis
McTRC0002	McTavish	76	77	MCT00082	Screen Fire Assay 50g	0.073	Intertek Genalysis
McTRC0002	McTavish	77	78	MCT00083	Fire Assay 50g	0.026	Intertek Genalysis
McTRC0002	McTavish	78	79	MCT00084	Fire Assay 50g	0.013	Intertek Genalysis
McTRC0002	McTavish	79	80	MCT00085	Fire Assay 50g	0.005	Intertek Genalysis
McTRC0002	McTavish	80	81	MCT00086	Fire Assay 50g	X	Intertek Genalysis
McTRC0002	McTavish	81	82	MCT00087	Fire Assay 50g	0.007	Intertek Genalysis
McTRC0002	McTavish	82	83	MCT00088	Fire Assay 50g	0.008	Intertek Genalysis
McTRC0002	McTavish	83	84	MCT00089	Fire Assay 50g	X	Intertek Genalysis
LPRC0001	Leipold	0	1	MCT00090	Fire Assay 50g	0.062	Intertek Genalysis
LPRC0001	Leipold	1	2	MCT00091	Fire Assay 50g	0.044	Intertek Genalysis
LPRC0001	Leipold	2	3	MCT00092	Fire Assay 50g	0.057	Intertek Genalysis

LPRC0001	Leipold	3	4	MCT00093	Fire Assay 50g	0.046	Intertek Genalysis
LPRC0001	Leipold	4	5	MCT00094	Fire Assay 50g	0.029	Intertek Genalysis
LPRC0001	Leipold	5	6	MCT00095	Fire Assay 50g	0.026	Intertek Genalysis
LPRC0001	Leipold	6	7	MCT00096	Fire Assay 50g	0.016	Intertek Genalysis
LPRC0001	Leipold	7	8	MCT00097	Fire Assay 50g	0.01	Intertek Genalysis
LPRC0001	Leipold	8	9	MCT00098	Fire Assay 50g	0.046	Intertek Genalysis
LPRC0001	Leipold	9	10	MCT00099	Fire Assay 50g	0.021	Intertek Genalysis
LPRC0001	Leipold	10	11	MCT00100	Fire Assay 50g	0.011	Intertek Genalysis
LPRC0001	Leipold	11	12	MCT00102	Fire Assay 50g	0.056	Intertek Genalysis
LPRC0001	Leipold	12	13	MCT00103	Fire Assay 50g	0.041	Intertek Genalysis
LPRC0001	Leipold	13	14	MCT00104	Fire Assay 50g	0.031	Intertek Genalysis
LPRC0001	Leipold	14	15	MCT00105	Fire Assay 50g	0.055	Intertek Genalysis
LPRC0001	Leipold	15	16	MCT00106	Fire Assay 50g	0.015	Intertek Genalysis
LPRC0001	Leipold	16	17	MCT00107	Fire Assay 50g	0.011	Intertek Genalysis
LPRC0001	Leipold	17	18	MCT00108	Fire Assay 50g	0.009	Intertek Genalysis
LPRC0001	Leipold	18	19	MCT00109	Fire Assay 50g	0.057	Intertek Genalysis
LPRC0001	Leipold	19	20	MCT00110	Fire Assay 50g	0.057	Intertek Genalysis
LPRC0001	Leipold	20	21	MCT00111	Fire Assay 50g	0.009	Intertek Genalysis
LPRC0001	Leipold	21	22	MCT00112	Fire Assay 50g	0.032	Intertek Genalysis
LPRC0001	Leipold	22	23	MCT00113	Fire Assay 50g	X	Intertek Genalysis
LPRC0001	Leipold	23	24	MCT00114	Fire Assay 50g	X	Intertek Genalysis
LPRC0001	Leipold	24	25	MCT00115	Fire Assay 50g	X	Intertek Genalysis
LPRC0001	Leipold	25	26	MCT00116	Fire Assay 50g	0.005	Intertek Genalysis
LPRC0001	Leipold	26	27	MCT00117	Fire Assay 50g	X	Intertek Genalysis
LPRC0001	Leipold	27	28	MCT00118	Fire Assay 50g	X	Intertek Genalysis
LPRC0001	Leipold	28	29	MCT00119	Fire Assay 50g	0.013	Intertek Genalysis
LPRC0001	Leipold	29	30	MCT00120	Fire Assay 50g	X	Intertek Genalysis
LPRC0001	Leipold	30	31	MCT00122	Fire Assay 50g	X	Intertek Genalysis
LPRC0001	Leipold	31	32	MCT00123	Screen Fire Assay 50g	0.03	Intertek Genalysis
LPRC0001	Leipold	32	33	MCT00124	Screen Fire Assay 50g	0.22	Intertek Genalysis
LPRC0001	Leipold	33	34	MCT00125	NS	-	Intertek Genalysis
LPRC0001	Leipold	34	35	MCT00126	Screen Fire Assay 50g	10.65	Intertek Genalysis
LPRC0001	Leipold	35	36	MCT00127	Screen Fire Assay 50g	3.7	Intertek Genalysis
LPRC0001	Leipold	36	37	MCT00128	Screen Fire Assay 50g	9.38	Intertek Genalysis
LPRC0001	Leipold	37	38	MCT00129	Screen Fire Assay 50g	0.24	Intertek Genalysis
LPRC0001	Leipold	38	39	MCT00130	Screen Fire Assay 50g	0.34	Intertek Genalysis
LPRC0001	Leipold	39	40	MCT00131	Screen Fire Assay 50g	7.09	Intertek Genalysis
LPRC0001	Leipold	40	41	MCT00132	Screen Fire Assay 50g	31.21	Intertek Genalysis
LPRC0001	Leipold	41	42	MCT00133	Screen Fire Assay 50g	1.87	Intertek Genalysis
LPRC0001	Leipold	42	43	MCT00134	Screen Fire Assay 50g	1.35	Intertek Genalysis
LPRC0001	Leipold	43	44	MCT00135	Screen Fire Assay 50g	0.27	Intertek Genalysis
LPRC0001	Leipold	44	45	MCT00136	Screen Fire Assay 50g	0.1	Intertek Genalysis
LPRC0001	Leipold	45	46	MCT00137	Screen Fire Assay 50g	0.52	Intertek Genalysis
LPRC0001	Leipold	46	47	MCT00138	Fire Assay 50g	0.354	Intertek Genalysis
LPRC0001	Leipold	47	48	MCT00139	Fire Assay 50g	0.229	Intertek Genalysis
CPRC0002	Champion	0	1	MCT00140	Fire Assay 50g	0.371	Intertek Genalysis

CPRC0002	Champion	1	2	MCT00142	Fire Assay 50g	0.173	Intertek Genalysis
CPRC0002	Champion	2	3	MCT00143	Fire Assay 50g	0.057	Intertek Genalysis
CPRC0002	Champion	3	4	MCT00144	Fire Assay 50g	0.047	Intertek Genalysis
CPRC0002	Champion	4	5	MCT00145	Fire Assay 50g	0.04	Intertek Genalysis
CPRC0002	Champion	5	6	MCT00146	Fire Assay 50g	0.033	Intertek Genalysis
CPRC0002	Champion	6	7	MCT00147	Fire Assay 50g	0.02	Intertek Genalysis
CPRC0002	Champion	7	8	MCT00148	Fire Assay 50g	0.011	Intertek Genalysis
CPRC0002	Champion	8	9	MCT00149	Fire Assay 50g	0.012	Intertek Genalysis
CPRC0002	Champion	9	10	MCT00150	Fire Assay 50g	0.037	Intertek Genalysis
CPRC0002	Champion	10	11	MCT00151	Fire Assay 50g	0.021	Intertek Genalysis
CPRC0002	Champion	11	12	MCT00152	Fire Assay 50g	0.04	Intertek Genalysis
CPRC0002	Champion	12	13	MCT00153	Fire Assay 50g	0.044	Intertek Genalysis
CPRC0002	Champion	13	14	MCT00154	Fire Assay 50g	0.02	Intertek Genalysis
CPRC0002	Champion	14	15	MCT00155	Fire Assay 50g	0.01	Intertek Genalysis
CPRC0002	Champion	15	16	MCT00156	Fire Assay 50g	0.034	Intertek Genalysis
CPRC0002	Champion	16	17	MCT00157	Fire Assay 50g	0.02	Intertek Genalysis
CPRC0002	Champion	17	18	MCT00158	Fire Assay 50g	0.093	Intertek Genalysis
CPRC0002	Champion	18	19	MCT00159	Fire Assay 50g	0.015	Intertek Genalysis
CPRC0002	Champion	19	20	MCT00160	Fire Assay 50g	0.023	Intertek Genalysis
CPRC0002	Champion	20	21	MCT00162	Fire Assay 50g	0.016	Intertek Genalysis
CPRC0002	Champion	21	22	MCT00163	Fire Assay 50g	0.011	Intertek Genalysis
CPRC0002	Champion	22	23	MCT00164	Fire Assay 50g	0.008	Intertek Genalysis
CPRC0002	Champion	23	24	MCT00165	Fire Assay 50g	X	Intertek Genalysis
CPRC0002	Champion	24	25	MCT00166	Fire Assay 50g	0.195	Intertek Genalysis
CPRC0002	Champion	25	26	MCT00167	Fire Assay 50g	0.03	Intertek Genalysis
CPRC0002	Champion	26	27	MCT00168	Fire Assay 50g	0.123	Intertek Genalysis
CPRC0002	Champion	27	28	MCT00169	Fire Assay 50g	0.171	Intertek Genalysis
CPRC0002	Champion	28	29	MCT00170	Fire Assay 50g	0.061	Intertek Genalysis
CPRC0002	Champion	29	30	MCT00171	Fire Assay 50g	0.152	Intertek Genalysis
CPRC0002	Champion	30	31	MCT00172	Fire Assay 50g	0.105	Intertek Genalysis
CPRC0002	Champion	31	32	MCT00173	Fire Assay 50g	0.076	Intertek Genalysis
CPRC0002	Champion	32	33	MCT00174	Fire Assay 50g	0.021	Intertek Genalysis
CPRC0002	Champion	33	34	MCT00175	Fire Assay 50g	0.075	Intertek Genalysis
CPRC0002	Champion	34	35	MCT00176	Fire Assay 50g	0.006	Intertek Genalysis
CPRC0002	Champion	35	36	MCT00177	Fire Assay 50g	0.023	Intertek Genalysis
CPRC0002	Champion	36	37	MCT00178	Fire Assay 50g	0.014	Intertek Genalysis
CPRC0002	Champion	37	38	MCT00179	Fire Assay 50g	X	Intertek Genalysis
CPRC0002	Champion	38	39	MCT00180	Fire Assay 50g	0.057	Intertek Genalysis
CPRC0002	Champion	39	40	MCT00182	Fire Assay 50g	0.236	Intertek Genalysis
CPRC0002	Champion	40	41	MCT00183	Fire Assay 50g	0.094	Intertek Genalysis
CPRC0002	Champion	41	42	MCT00184	Fire Assay 50g	0.058	Intertek Genalysis
CPRC0002	Champion	42	43	MCT00185	Fire Assay 50g	0.049	Intertek Genalysis
CPRC0002	Champion	43	44	MCT00186	Fire Assay 50g	0.084	Intertek Genalysis
CPRC0002	Champion	44	45	MCT00187	Fire Assay 50g	0.016	Intertek Genalysis
CPRC0002	Champion	45	46	MCT00188	Fire Assay 50g	0.031	Intertek Genalysis
CPRC0002	Champion	46	47	MCT00189	Fire Assay 50g	0.013	Intertek Genalysis

CPRC0002	Champion	47	48	MCT00190	Fire Assay 50g	0.016	Intertek Genalysis
CPRC0002	Champion	48	49	MCT00191	Fire Assay 50g	0.015	Intertek Genalysis
CPRC0002	Champion	49	50	MCT00192	Fire Assay 50g	0.02	Intertek Genalysis
CPRC0002	Champion	50	51	MCT00193	Fire Assay 50g	0.011	Intertek Genalysis
CPRC0002	Champion	51	52	MCT00194	Fire Assay 50g	0.009	Intertek Genalysis
CPRC0002	Champion	52	53	MCT00195	Fire Assay 50g	0.013	Intertek Genalysis
CPRC0002	Champion	53	54	MCT00196	Fire Assay 50g	0.009	Intertek Genalysis
CPRC0002	Champion	54	55	MCT00197	Fire Assay 50g	X	Intertek Genalysis
CPRC0002	Champion	55	56	MCT00198	Fire Assay 50g	0.02	Intertek Genalysis
CPRC0002	Champion	56	57	MCT00199	Fire Assay 50g	0.027	Intertek Genalysis
CPRC0002	Champion	57	58	MCT00200	Fire Assay 50g	0.032	Intertek Genalysis
CPRC0002	Champion	58	59	MCT00202	Fire Assay 50g	0.013	Intertek Genalysis
CPRC0002	Champion	59	60	MCT00203	Fire Assay 50g	0.043	Intertek Genalysis
CPRC0002	Champion	60	61	MCT00204	Fire Assay 50g	0.022	Intertek Genalysis
CPRC0002	Champion	61	62	MCT00205	Fire Assay 50g	0.033	Intertek Genalysis
CPRC0002	Champion	62	63	MCT00206	Fire Assay 50g	0.022	Intertek Genalysis
CPRC0002	Champion	63	64	MCT00207	Fire Assay 50g	0.006	Intertek Genalysis
CPRC0002	Champion	64	65	MCT00208	Fire Assay 50g	X	Intertek Genalysis
CPRC0002	Champion	65	66	MCT00209	Fire Assay 50g	X	Intertek Genalysis
CPRC0002	Champion	66	67	MCT00210	Fire Assay 50g	0.005	Intertek Genalysis
CPRC0002	Champion	67	68	MCT00211	Fire Assay 50g	0.009	Intertek Genalysis
CPRC0002	Champion	68	69	MCT00212	Fire Assay 50g	0.006	Intertek Genalysis
CPRC0002	Champion	69	70	MCT00213	Fire Assay 50g	X	Intertek Genalysis
CPRC0002	Champion	70	71	MCT00214	Fire Assay 50g	X	Intertek Genalysis
CPRC0002	Champion	71	72	MCT00215	Fire Assay 50g	X	Intertek Genalysis
CPRC0002	Champion	72	73	MCT00216	Fire Assay 50g	0.034	Intertek Genalysis
CPRC0002	Champion	73	74	MCT00217	Fire Assay 50g	0.006	Intertek Genalysis
CPRC0002	Champion	74	75	MCT00218	Fire Assay 50g	0.007	Intertek Genalysis
CPRC0002	Champion	75	76	MCT00219	Fire Assay 50g	0.019	Intertek Genalysis
CPRC0002	Champion	76	77	MCT00220	Fire Assay 50g	X	Intertek Genalysis
CPRC0002	Champion	77	78	MCT00222	Fire Assay 50g	X	Intertek Genalysis
CPRC0002	Champion	78	79	MCT00223	Fire Assay 50g	0.009	Intertek Genalysis
CPRC0002	Champion	79	80	MCT00224	Fire Assay 50g	X	Intertek Genalysis
CPRC0002	Champion	80	81	MCT00225	Fire Assay 50g	0.011	Intertek Genalysis
CPRC0002	Champion	81	82	MCT00226	Fire Assay 50g	0.013	Intertek Genalysis
CPRC0002	Champion	82	83	MCT00227	Fire Assay 50g	X	Intertek Genalysis
CPRC0002	Champion	83	84	MCT00228	Fire Assay 50g	X	Intertek Genalysis
CPRC0002	Champion	84	85	MCT00229	Fire Assay 50g	X	Intertek Genalysis
CPRC0002	Champion	85	86	MCT00230	Fire Assay 50g	X	Intertek Genalysis
CPRC0002	Champion	86	87	MCT00231	Fire Assay 50g	X	Intertek Genalysis
CPRC0002	Champion	87	88	MCT00232	Fire Assay 50g	0.017	Intertek Genalysis
CPRC0002	Champion	88	89	MCT00233	Fire Assay 50g	0.064	Intertek Genalysis
CPRC0002	Champion	89	90	MCT00234	Fire Assay 50g	0.061	Intertek Genalysis
CPRC0002	Champion	90	91	MCT00235	Fire Assay 50g	0.016	Intertek Genalysis
CPRC0002	Champion	91	92	MCT00236	Fire Assay 50g	0.079	Intertek Genalysis
CPRC0002	Champion	92	93	MCT00237	Fire Assay 50g	0.011	Intertek Genalysis



CPRC0002	Champion	93	94	MCT00238	Fire Assay 50g	0.008	Intertek Genalysis
CPRC0002	Champion	94	95	MCT00239	Fire Assay 50g	0.091	Intertek Genalysis
CPRC0002	Champion	95	96	MCT00240	Fire Assay 50g	X	Intertek Genalysis
CPRC0002	Champion	96	97	MCT00242	Fire Assay 50g	0.006	Intertek Genalysis
CPRC0002	Champion	97	98	MCT00243	Fire Assay 50g	X	Intertek Genalysis
CPRC0002	Champion	98	99	MCT00244	Fire Assay 50g	0.03	Intertek Genalysis
CPRC0002	Champion	99	100	MCT00245	Fire Assay 50g	0.031	Intertek Genalysis
CPRC0002	Champion	100	101	MCT00246	Fire Assay 50g	X	Intertek Genalysis
CPRC0002	Champion	101	102	MCT00247	Fire Assay 50g	X	Intertek Genalysis
CPRC0002	Champion	102	103	MCT00248	Fire Assay 50g	X	Intertek Genalysis
CPRC0002	Champion	103	104	MCT00249	Fire Assay 50g	X	Intertek Genalysis
CPRC0002	Champion	104	105	MCT00250	Fire Assay 50g	X	Intertek Genalysis
CPRC0002	Champion	105	106	MCT00251	Fire Assay 50g	X	Intertek Genalysis
CPRC0002	Champion	106	107	MCT00252	Fire Assay 50g	0.008	Intertek Genalysis
CPRC0002	Champion	107	108	MCT00253	Fire Assay 50g	X	Intertek Genalysis
CPRC0002	Champion	108	109	MCT00254	Fire Assay 50g	X	Intertek Genalysis
CPRC0002	Champion	109	110	MCT00255	Fire Assay 50g	0.005	Intertek Genalysis
CPRC0002	Champion	110	111	MCT00256	Fire Assay 50g	0.01	Intertek Genalysis
CPRC0002	Champion	111	112	MCT00257	Fire Assay 50g	X	Intertek Genalysis
CPRC0002	Champion	112	113	MCT00258	Fire Assay 50g	0.005	Intertek Genalysis
CPRC0002	Champion	113	114	MCT00259	Fire Assay 50g	0.005	Intertek Genalysis
CPRC0002	Champion	114	115	MCT00260	Fire Assay 50g	0.044	Intertek Genalysis
CPRC0002	Champion	115	116	MCT00262	Fire Assay 50g	X	Intertek Genalysis
CPRC0002	Champion	116	117	MCT00263	Fire Assay 50g	X	Intertek Genalysis
CPRC0002	Champion	117	118	MCT00264	Fire Assay 50g	0.008	Intertek Genalysis
CPRC0002	Champion	118	119	MCT00265	Fire Assay 50g	0.02	Intertek Genalysis
CPRC0002	Champion	119	120	MCT00266	Fire Assay 50g	0.009	Intertek Genalysis
CPRC0002	Champion	120	121	MCT00267	Fire Assay 50g	0.014	Intertek Genalysis
CPRC0002	Champion	121	122	MCT00268	Fire Assay 50g	X	Intertek Genalysis
CPRC0002	Champion	122	123	MCT00269	Fire Assay 50g	0.018	Intertek Genalysis
CPRC0002	Champion	123	124	MCT00270	Screen Fire Assay 50g	0.02	Intertek Genalysis
CPRC0002	Champion	124	125	MCT00271	Screen Fire Assay 50g	0.02	Intertek Genalysis
CPRC0002	Champion	125	126	MCT00272	Screen Fire Assay 50g	0.02	Intertek Genalysis
CPRC0002	Champion	126	127	MCT00273	Screen Fire Assay 50g	0.07	Intertek Genalysis
CPRC0002	Champion	127	128	MCT00274	Screen Fire Assay 50g	1.35	Intertek Genalysis
CPRC0002	Champion	128	129	MCT00275	Screen Fire Assay 50g	0.13	Intertek Genalysis
CPRC0002	Champion	129	130	MCT00276	Screen Fire Assay 50g	0.04	Intertek Genalysis
CPRC0002	Champion	130	131	MCT00277	Screen Fire Assay 50g	0.03	Intertek Genalysis
CPRC0002	Champion	131	132	MCT00278	Screen Fire Assay 50g	0.35	Intertek Genalysis
CPRC0002	Champion	132	133	MCT00279	Fire Assay 50g	0.129	Intertek Genalysis
CPRC0002	Champion	133	134	MCT00280	Fire Assay 50g	0.22	Intertek Genalysis
CPRC0002	Champion	134	135	MCT00282	Fire Assay 50g	0.025	Intertek Genalysis
CPRC0002	Champion	135	136	MCT00283	Fire Assay 50g	0.011	Intertek Genalysis
CPRC0002	Champion	136	137	MCT00284	Fire Assay 50g	0.008	Intertek Genalysis
CPRC0002	Champion	137	138	MCT00285	Fire Assay 50g	0.015	Intertek Genalysis

For personal use only