

JUPITER MINES LIMITED

ABN 51 105 991 740
ASX: JMS

18 December 2019

Registered Office:
Level 10
16 St Georges Terrace
Perth WA 6000

Tel: +61 8 9346 5500
Fax: +61 8 9481 5933
Email:
investorrelations@jupitermines.com
Website:
www.jupitermines.com

Directors & Officers

Brian Gilbertson
Paul Murray
Andrew Bell
Priyank Thapliyal
Yeongjin Heo
Hans Mende
Brian Beem (alternate to Hans Mende)
Melissa North

Issued Capital:

Ordinary shares:
1,958,991,033

Current Assets:

- World class Tshipi Manganese Mine
- Advanced Central Yilgarn Iron Ore Projects

JUPITER MINES LIMITED

Q3 FY2020 QUARTERLY ACTIVITIES REPORT

Jupiter Mines Limited (ASX:JMS) (“Jupiter”, or the “Company”, and together with its subsidiaries, the “Group”) is pleased to provide the following activities report for the quarter ended 30 November 2019.

HIGHLIGHTS

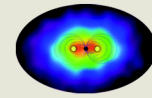
- Tshipi overall annualised sales remain on track to meet FY2020 target.
- Despite decrease in manganese price, Tshipi remains cash positive with its low cost of production.
- Tshipi expansion concept study progressing, for completion by end of financial year.
- Jupiter pay \$0.04 dividend to shareholders.
- Jupiter’s attributable cash \$93 million (pre-tax and other commitments) at end of the quarter.

TSHIPI BORWA MANGANESE MINE (100% BASIS)

Jupiter has a 49.9% beneficial interest in Tshipi é Ntle Manganese Mining Proprietary Limited (“Tshipi”), which operates the Tshipi Borwa Manganese Mine in the southern portion of the Kalahari manganese field.

Production, sales and financial information for the quarter ended 30 November 2019 and comparatives are presented below:

	UNIT	Q3 FY2020	Q2 FY2020	Q1 FY2020	YTD FY2020	Q3 FY2019
Mined volume	bcm	3,360,482	2,973,867	2,715,849	9,050,198	2,872,951
Production	Tonnes	764,226	890,995	880,724	2,535,945	859,550
Sales	Tonnes	867,502	892,019	837,531	2,597,052	789,922
Average CIF price achieved (high grade lumpy)	CIF, USD/dmtu	4.49	5.52	6.01	5.09	6.43
Average cost of production	FOB, ZAR/dmtu	31.69	32.30	30.47	31.51	28.81
Average exchange rate	USD/ZAR ¹	14.84	14.58	14.30	14.57	14.44
Average exchange rate	AUD/ZAR ¹	10.11	10.06	10.07	10.08	10.37
Sales revenue	AUD million ²	142.5	185.0	199.8	527.1	181.8
Earnings before interest, tax and depreciation (“EBITDA”)	AUD million ²	51.9	101.5	132.1	285.3	112.3
Net profit after tax	AUD million ²	33.8	62.5	87.0	183.3	76.1
Net cash from operating activities	AUD million ²	39.3	86.3	92.3	217.8	82.3
Cash at bank	AUD million ²	98.7	114.0	143.0	98.7	155.9



Mining and Production

Overall mining for the year to date remained behind forecast, however waste mining has seen best results year to date, indicating that plans implemented from October onwards are yielding positive results. Mining of the barrier pillar remained ahead of target. Challenges in mining continued through the quarter, due to the mining of a difficult cut, but has improved substantially from October onwards.

High grade production was slightly behind forecast, however production in November was significantly improved as a result of the increase in ore mining. Low grade production was ahead of target year to date. Tshipi's cost of production for the year to date is ZAR31.51/dmtu.

The concept study into the mine expansion is progressing to plan, and Tshipi aims to complete it by the end of the financial year and the Company will announce any conclusions of the study to the market.

Logistics and Sales

Overall sales volumes were slightly ahead of target. Rail volumes were marginally behind due to some rail issues on one of the routes to port, which have since been rectified and regular service will continue from December. Road volumes were slightly ahead due to additional low grade product moved.

Safety and Environment

There were no lost time injuries recorded by Tshipi for the quarter, continuing the positive performance from the previous quarter.

As reported in the Company's Half Year Interim Financial Report (ASX announcement 31 October 2019), Tshipi had the Environmental Authorisation ("EA") for its Environmental Management Program ("EMP2"), relating to additional waste rock dump capacity, suspended as a result of an appeal by the South African Heritage Resources Agency ("SAHRA"). The appeal was subsequently dismissed during the quarter and EMP2 is approved.

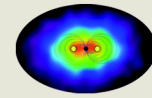
Corporate

During the quarter, the Tshipi Board declared and paid an interim dividend of ZAR600 million to its shareholders (ASX announcement 6 September 2019). The dividend for the half year period was ZAR1.75 billion.

MARKETING

Sales and financial information for Jupiter's marketing entity for the quarter ended 30 November 2019 and comparatives are presented below:

	UNIT	Q3 FY2020	Q2 FY2020	Q1 FY2020	YTD FY2020	Q3 FY2019
Sales	DMT	438,815	441,250	403,785	1,283,850	354,243
Average CIF price achieved (high grade lumpy)	CIF, USD/dmtu	4.74	5.46	6.09	5.28	6.22
Marketing fee income	AUD million ²	2.5	3.1	3.2	8.8	2.7
Gross profit	AUD million ²	2.5	3.1	3.2	8.8	2.7
EBITDA	AUD million ²	2.3	1.6	2.4	6.3	2.5
Net profit after tax	AUD million ²	1.5	1.3	1.8	4.6	1.5
Cash at bank	AUD million ²	1.5	2.4	16.1	1.5	2.6



CENTRAL YILGARN IRON ORE PROJECTS

No exploration or development activities were undertaken at the Mount Ida Magnetite or Mount Mason DSO Hematite projects during the quarter. The Company undertook stakeholder consultation in the Mount Mason project and Yunndaga rail siding areas during the quarter, in line with its statutory requirements. The consultation sought to reconfirm existing stakeholder expectations around post-mining land use and any future development timelines.

CORPORATE

The Group's net consolidated cash balance decreased from \$75,890,556 to \$43,451,531 during the quarter, due to payment of its interim dividend on 21 November 2019 (\$0.04 per ordinary share), totalling \$78,359,641.32. This was offset by the dividend received from Tshipi in September of \$28,256,507.

Jupiter's attributable cash (including its share of Tshipi cash) was \$92,687,053 at the end of the November quarter, calculated as the net consolidated cash above and Jupiter's 49.9% share of Tshipi's cash balance.

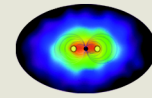
On 9 October 2019, Jupiter appointed Hans Mende to the Board of the Company. Mr Mende subsequently appointed Brian Beem as his alternate.

For and on behalf of the Board of the Company,

Priyank Thapliyal
Chief Executive Officer and Director

Notes:

1. Average exchange rates per OANDA.
2. Tshipi and Jupiter's marketing entity report in ZAR; Jupiter reports in AUD. Where necessary, figures have been converted using average exchange rates shown for each relevant period.
3. All financial information presented in this report is unaudited.
4. All amounts are in Australian Dollars unless otherwise defined. USD = United States Dollar; ZAR = South African Rand.
5. The following abbreviations have been used through the report: financial year ending 28 February 2020 (FY2020); financial year ended 28 February 2019 (FY2019); bank cubic metre (bcm); dry metric tonne unit (dmTU); dry metric tonne (dmt); cost, insurance, freight (CIF); free on board (FOB).



APPENDIX 1 – SCHEDULE OF TENEMENTS AS AT 30 NOVEMBER 2019

TENEMENT	PROJECT	LOCATION	BENEFICIAL PERCENTAGE HELD	INTEREST ACQUIRED DURING QUARTER	INTEREST DISPOSED DURING QUARTER
G29/21	Mount Mason	Western Australia	100%	-	-
G29/22	Mount Ida	Western Australia	100%	-	-
G29/23	Mount Mason	Western Australia	100%	-	-
G37/36	Mount Mason	Western Australia	100%	-	-
L29/78	Mount Ida	Western Australia	100%	-	-
L29/79	Mount Ida	Western Australia	100%	-	-
L29/81	Mount Ida	Western Australia	100%	-	-
L29/99	Mount Ida	Western Australia	100%	-	-
L29/100	Mount Ida	Western Australia	100%	-	-
L29/106	Mount Ida	Western Australia	100%	-	-
L29/116	Mount Mason	Western Australia	100%	-	-
L29/117	Mount Mason	Western Australia	100%	-	-
L29/118	Mount Mason	Western Australia	100%	-	-
L29/119	Mount Mason	Western Australia	100%	-	-
L29/120	Mount Mason	Western Australia	100%	-	-
L29/121	Mount Mason	Western Australia	100%	-	-
L29/122	Mount Ida	Western Australia	100%	-	-
L29/123	Mount Mason	Western Australia	100%	-	-
L29/131	Mount Ida	Western Australia	100%	-	-
L29/132	Mount Mason	Western Australia	100%	-	-
L36/214	Mount Ida	Western Australia	100%	-	-
L36/215	Mount Ida	Western Australia	100%	-	-
L36/216	Mount Ida	Western Australia	100%	-	-
L36/217	Mount Ida	Western Australia	100%	-	-
L37/203	Mount Ida	Western Australia	100%	-	-
L57/45	Mount Ida	Western Australia	100%	-	-
L57/46	Mount Ida	Western Australia	100%	-	-
M29/408	Mount Mason	Western Australia	100%	-	-
M29/414	Mount Ida	Western Australia	100%	-	-

For personal use only