

26 August 2020

# 2020 Full Year Financial Results

ASX: AMI



For personal use only

# Forward Looking Statements

This presentation has been prepared by Aurelia Metals Limited ("AMI" or the "Company"). It should not be considered as an offer or invitation to subscribe for or purchase any securities in the Company or as an inducement to make an offer or invitation with respect to those securities. No agreement to subscribe for securities in the Company will be entered into on the basis of this presentation.

This presentation contains forward-looking statements that are not based on historical fact, including those identified by the use of forward-looking terminology containing such words as "believes", "may", "will", "estimates", "continue", "anticipates", "intends", "expects", "should", "schedule", "program", "potential" or the negatives thereof and words of similar import.

AMI cautions that these forward-looking statements are subject to risks and uncertainties that could cause actual events or results to differ materially from those expressed or implied by the statements. The Company believes that the estimates are reasonable, but should not be relied upon.

AMI makes no representation, warranty (express or implied), or assurance as to the completeness or accuracy of these projections and, accordingly, expresses no opinion or any other form of assurance regarding them. The Company does not intend to publish updates or revisions of any forward-looking statements included in this document to reflect Aurelia's circumstances after the date hereof or to reflect subsequent market analysis, other than to the extent required by law.

By its very nature, production and exploration for gold and base metals is a high risk business and is not suitable for certain investors. Potential investors should consult their stockbroker or financial advisor. There are a number of risks, both specific to AMI and of a general nature which may affect the future operating and financial performance of AMI and the value of an investment in AMI including and not limited to economic conditions, stock market fluctuations, commodity price movements, regional infrastructure constraints, equipment availability, timing of approvals from relevant authorities, regulatory risks, operational risks, reliance on key personnel and foreign currency fluctuations.

You should not act or refrain from acting in reliance on this presentation material. This presentation does not purport to be all inclusive or to contain all information which its recipients may require in order to make an informed assessment of the Company's prospects. You should conduct your own investigation and perform your own analysis in order to satisfy yourself as to the accuracy and completeness of the information, statements and opinions contained in this presentation before making any investment decision.

## Non-IFRS Financial Information

The Company results are reported under International Financial Reporting Standards (IFRS). This presentation also includes non-IFRS information including EBITDA. The non-IFRS information has not been subject to audit or review by the Company's external auditor and should be used in addition to IFRS information.

# Strategy Objectives for FY20

## Building the Next Mid-Tier Gold and Base Metals Producer

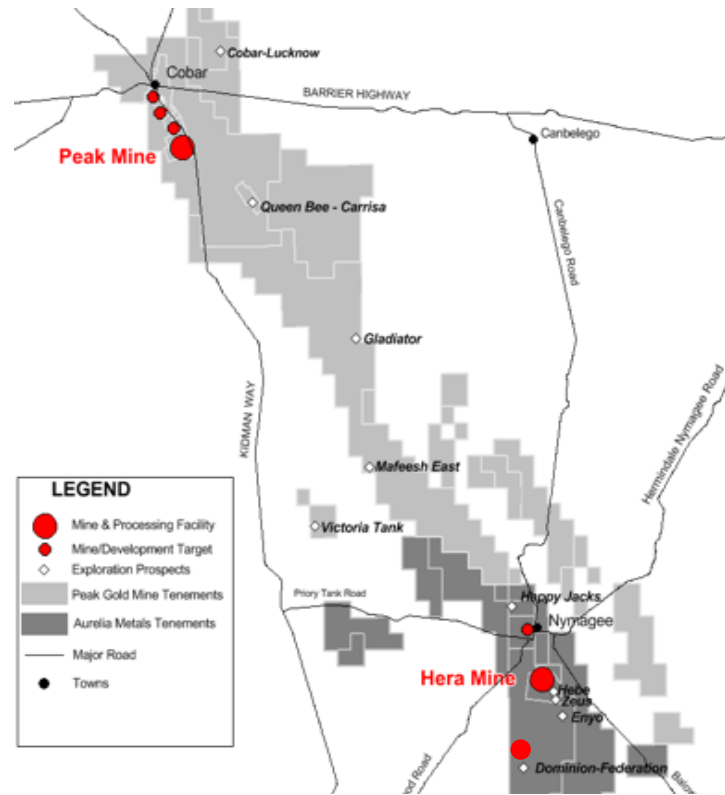
For personal use only

### Optimise Existing Operations

- Increased development and Pb / Zn circuit upgrade
- Mine life extension and ongoing efficiency at Hera

### Focus on Returns

- Margin over volume or commodity preference
- Accelerating access to higher margin material for FY21



Cobar Basin

### Leverage Infrastructure

- Identify new high NSR material
- Extend asset operating lives

### Unlock Prospectivity

- Regional exploration to deliver the next major mine

# Sustainability

## Key Business Drivers

For personal use only

### Safety

Aurelia Metals - Safe Metals program  
Driving a 50% reduction in TRIFR over 2 years  
Certainty in the controls for fatal hazards

### People

Aligned to company values and objectives with a compelling corporate identity  
Attract, retain and encourage talent  
Resourcing for improved performance & growth  
Enhance workforce diversity

### Assurance

Embed oversight processes and on-the-ground verification  
Driving values through code of conduct and whistle-blowers safety net  
Creating opportunity and protecting the business through risk management

### Environment

Aurelia Metals - Green rules program  
Certainty in the controls for compliance  
Driving a reduction in incidents through standards and line management ownership  
Continued lower risk centralised thickened disposal method for tailings

### Community

Stakeholder engagement and community support  
Building a positive operating presence  
Targeting development projects that reflect our impact

### Climate Change

Water scarcity planning and implementation  
Minimise water usage via old mine workings and recycling  
Footprint minimisation

# Highlights

For personal use only

## 'On-Strategy' Execution

- Peak Pb / Zn circuit delivered, development up 43%
- Group gold production of 91koz
- EBITDA and Operating Mine Cash Flow in line with FY19
- FY20 Final Dividend of 1 cps
- Federation, Kairos and Peak North conversion
- Company well positioned in COVID-19 environment

## NSR and Margin Approach to Continue

- Group gold production guidance midpoint of 85koz at AISC of A\$1,625/oz
- Peak gold production rising by circa 30%<sup>1</sup> offsetting reduction at Hera
- Investment into Peak and Hera to support life extensions and capacity
- Upside with current spot gold price (~A\$375/oz<sup>2</sup> above FY20 average) and no hedging in place

## Extension of Strategy Beyond Current Assets

- The 'shaping up' of Federation becoming significant
- To remain gold dominant with high grade base metals and getting copper 'ready'
- Tension for the \$ deployed into exploration and accretive in-organic investment

For personal use only



# FY20 Financial Results

For personal use only

# FY20 Financial Results Summary

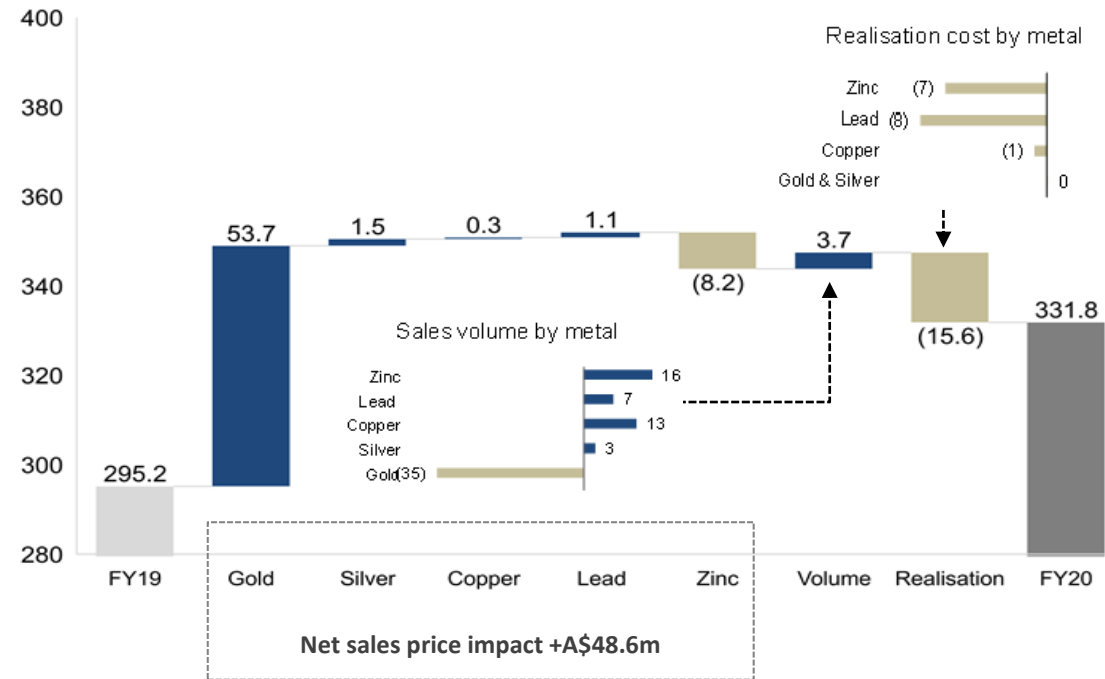
Financials	Units	FY20	FY19	Change
Revenue	\$'m	331.8	295.0	36.8
Profit after tax	\$'m	29.4	36.0	(6.6)
EBITDA	\$'m	103.4	103.1	0.3
Operating Mine Cash Flow	\$'m	124.6	126.7	(2.1)
Net Mine Cash Flow	\$'m	45.3	71.8	(26.5)
Group Cash Flow	\$'m	(25.2)	37.4	(62.6)
EBITDA Margin	%	31%	35%	(11%)
Final Dividend (fully franked)	cps	1.0	2.0	(50%)

# Revenue

For personal use only

- Lower gold production offset by higher price and base metal volumes
- Gold equivalent<sup>1</sup> production largely consistent at 175koz (FY19: 178koz)
- Benefit of high grade base metals and Peak Pb / Zn circuit upgrade
- Realisation impacted by higher concentrate treatment charges during the period

Revenue Analysis (A\$M)



1. Gold equivalent calculated by converting by-products into gold equivalent values using a gold price of A\$2,550/oz, silver price of A\$26/oz, copper price of A\$8,820/t, lead price of A\$2,787/t and zinc price of A\$3,173/t.

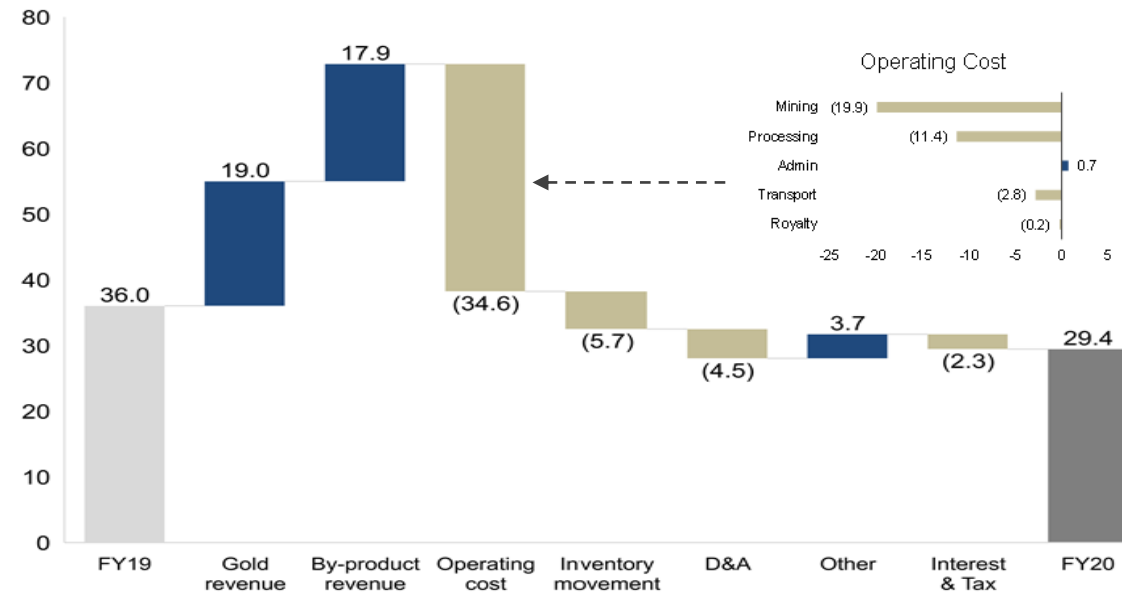


# Net Profit

For personal use only

- 43% increase in development metres at Peak accounts for the vast majority of the increased mining costs
- Higher processing and transport costs primarily driven by increased throughput at Peak and base metal volumes
- Inventory movement was due to a reduction in base metal concentrate and gold stocks at the end of FY20 relative to FY19

Net Profit After Tax (A\$M)

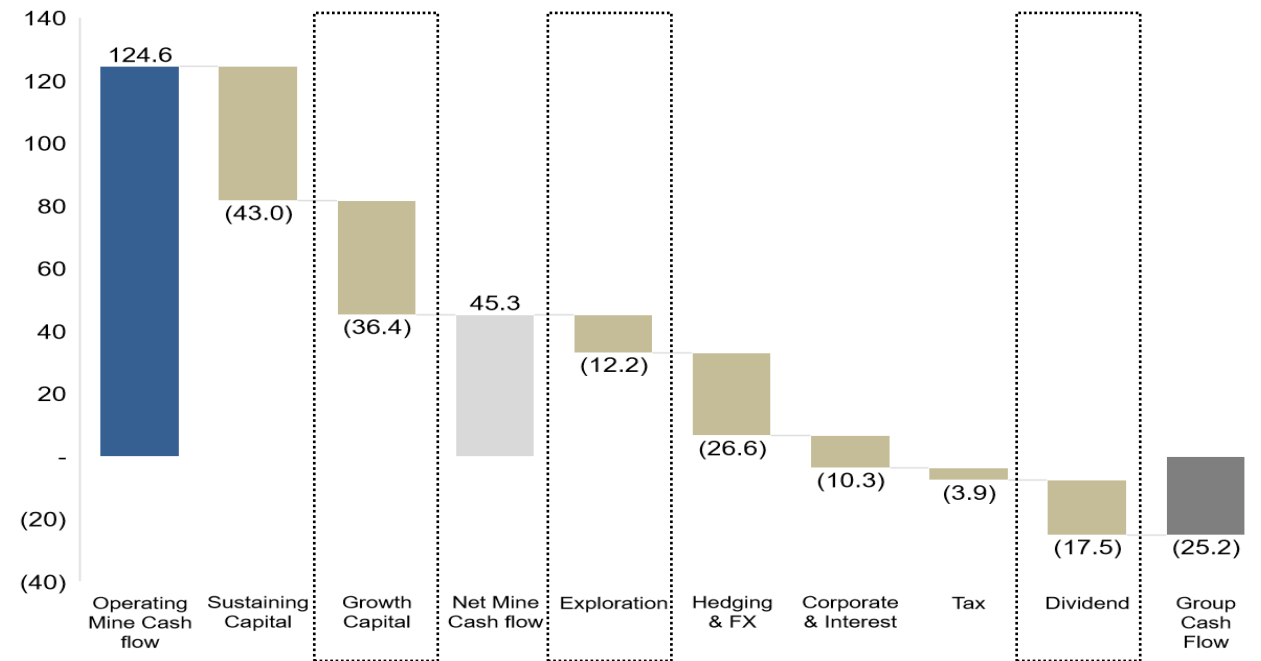


# Cash Flow

For personal use only

- Net cash position of \$79.1m (30 June 2019: \$104.3m)
- Combining investment in growth and exploration with shareholder returns
- Growth capital comprising entirely of the Pb/Zn circuit upgrade at Peak
- Exploration investment increased by \$5.3m (77% increase on FY19)
- Maiden dividend paid in October 2019
- Sustaining capital rose by 5% predominantly with re-investment into Peak infrastructure

Group Cash Flow (A\$M)



For personal use only

# Business Outlook

# FY21 Group Guidance

GROUP	FY21 outlook	FY20 actual
Gold (koz)	80 – 90	92
Lead (kt)	21.9 – 24.4	21.6
Zinc (kt)	23.5 – 26.2	20.1
Copper (kt)	4.1 – 4.5	6.3
AISC (A\$/oz)	1,500 – 1,750	1,520
Sustaining capital (A\$M)	40 – 45	43
Growth capital (A\$M)	18 – 21	36
Exploration & evaluation (A\$M)	22 – 26	12
Gold hedged (koz)	-	56

Group AISC is the total of on-site mining, processing and administrative costs, inventory adjustments, royalties, sustaining capital, corporate general and administration expense, less by-product credits, divided by gold sold. By-product credits include silver, lead, zinc and copper sales forecast over the outlook period.

Estimated FY21 Group AISC of A\$1,500 to A\$1,750/oz is based on reference base and silver metal prices of: lead A\$2,787/t, zinc A\$3,173/t, copper A\$8,820/t and silver A\$26/oz. Final AISC results will depend on the actual sales volumes, actual operating costs and actual prices of base metals received over the outlook period.

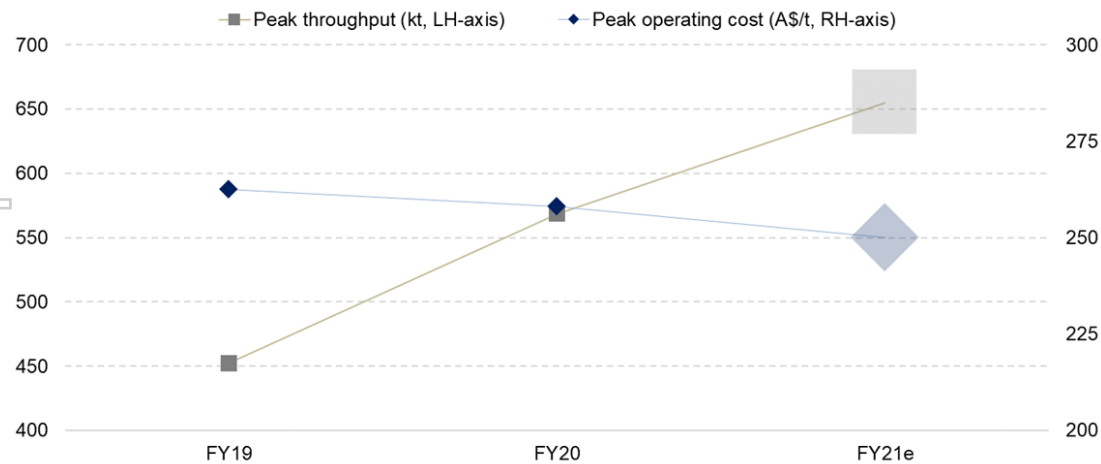
# FY21 Guidance: By Asset

For personal use only

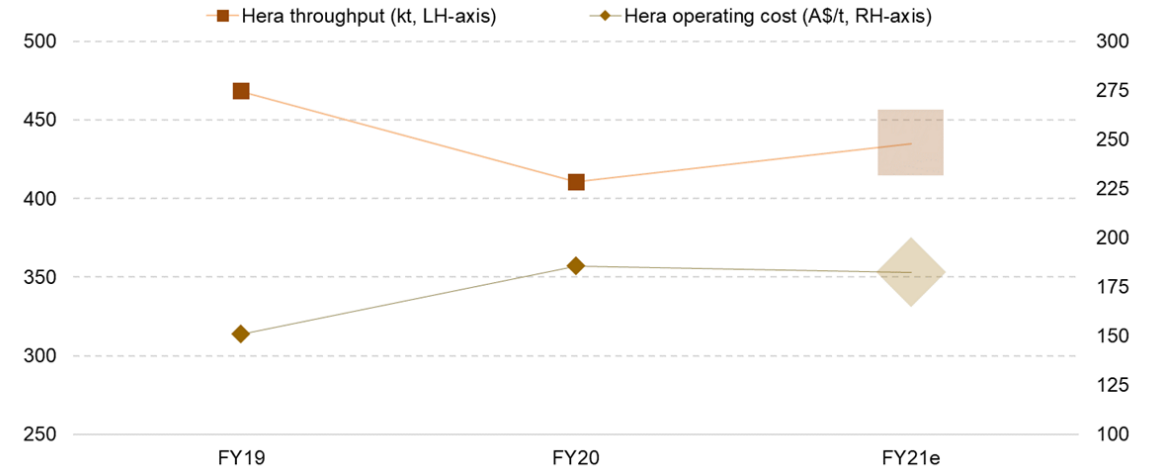
PEAK	FY21 outlook	FY20 actual
Gold (koz)	58 - 63.5	46.6
Lead (kt)	12.7 - 14.0	12.1
Zinc (kt)	9.6 - 10.5	6.7
Copper (kt)	4.1 - 4.5	6.3
AISC (A\$/oz)	1,350 - 1,500	1,723
Growth capital (A\$M)	18 - 21	36

HERA	FY21 outlook	FY20 actual
Gold (koz)	22 - 26.5	45.0
Lead (kt)	9.2 - 10.4	9.5
Zinc (kt)	13.9 - 15.7	13.3
Copper (kt)	-	-
AISC (A\$/oz)	1,750 - 2,000	1,150
Growth capital (A\$M)	-	-

Peak throughput and operating cost (including sustaining capital)



Hera throughput and operating cost (including sustaining capital)



It should be noted that this outlook is indicative only and subject to change in response to prevailing and/or expected operating and market conditions.

# Strategy Progression

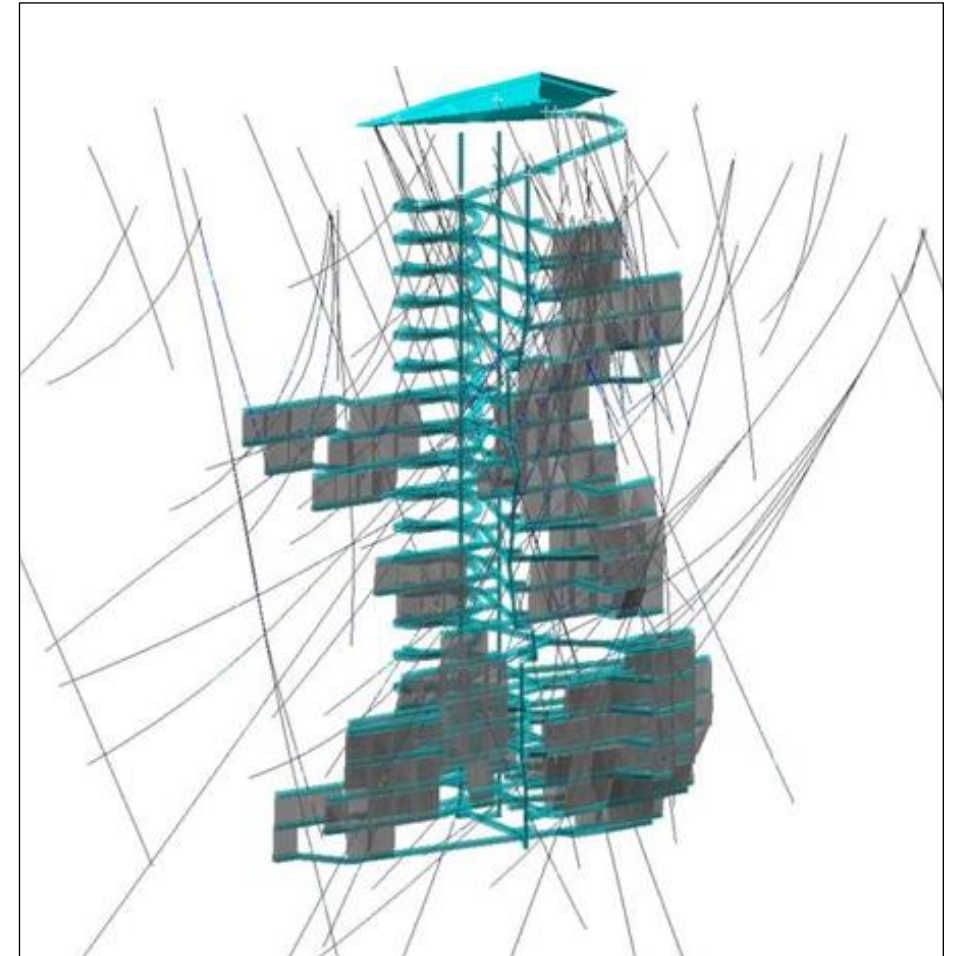


# Federation

## 'Shaping Up' with Significant Potential

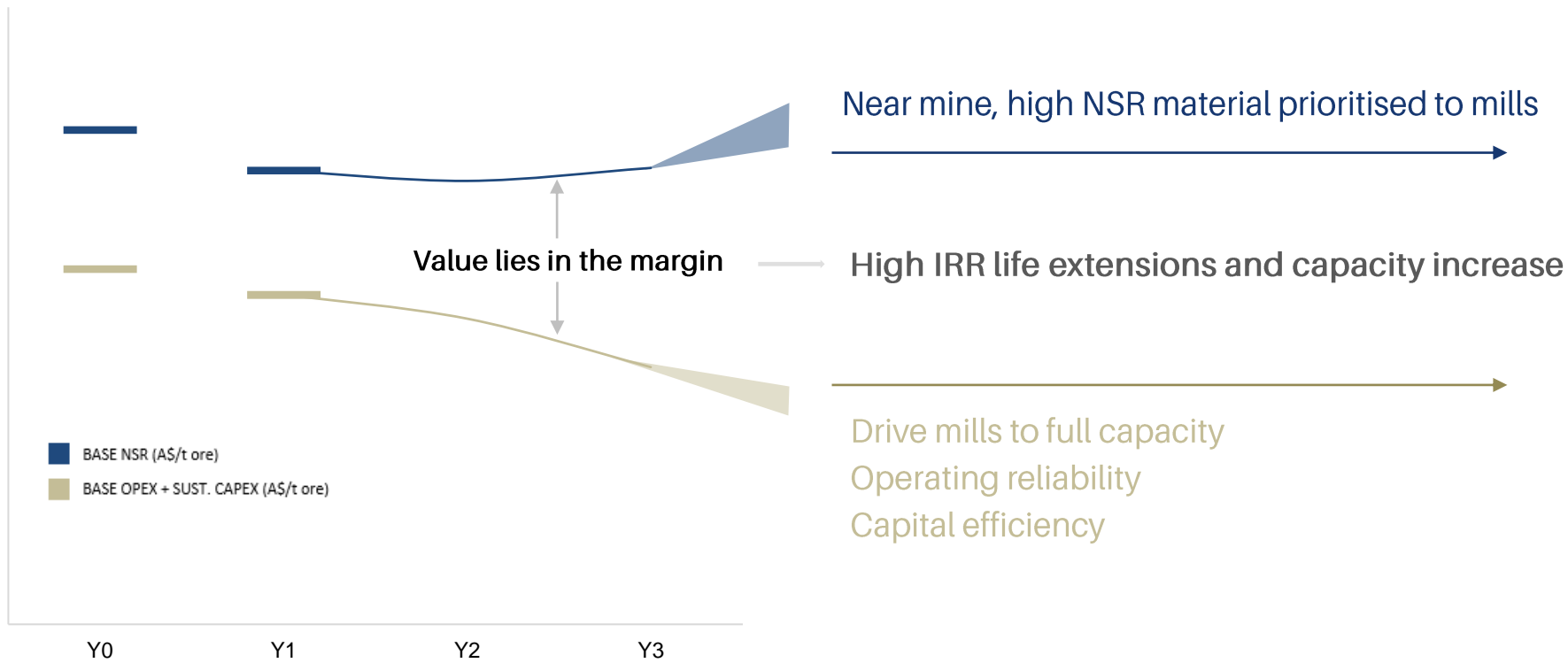
- Clear evidence of the value accretive, organic nature of regional investment in the drill bit
- Discovery announced May 2019, Maiden Resource in June 2020<sup>1</sup>:
  - 2.6Mt at 7.7% Pb, 13.5% Zn, 0.8g/t Au & 9g/t Ag
  - Average NSR of A\$373/t
- Subsequent intercepts show significant emerging high grade gold potential<sup>2</sup>:
  - 21.6m at 44.8% Pb+Zn & 31.9g/t Au
  - 20.5m at 44.4% Pb+Zn & 17.4 g/t Au
- Resource infill, step-out and district-scale drilling ongoing
- Infrastructure solution at Hera (10km away) provides for strong potential for high IRR, capital-light project economics

Conceptual underground mine design for Federation



# Strategy – Current Operations

For personal use only



Federation  
Kairos  
Peak North  
Great Cobar

1.2mt+ combined  
polymetallic mill capacity  
Strong cash generation



# Strategy Progression

A targeted, returns focused, extension of strategy beyond existing assets

- Leverage off a strategic asset base in the Cobar Basin
- Maximise returns via mine life extensions and operating discipline driving margin
- Growth profile underpinned by financial discipline and tension for the \$ deployed to exploration and future investments
- Gold dominant, high value base metals, 'copper ready'
- 4-5 operation portfolio driving improving group cost and reserve base
- Cycle proofed mine lives and commodity mix
- Trusted and sustainable operating presence

# Summary

For personal use only

'On-Strategy'  
Execution

NSR and Margin  
Approach to  
Continue

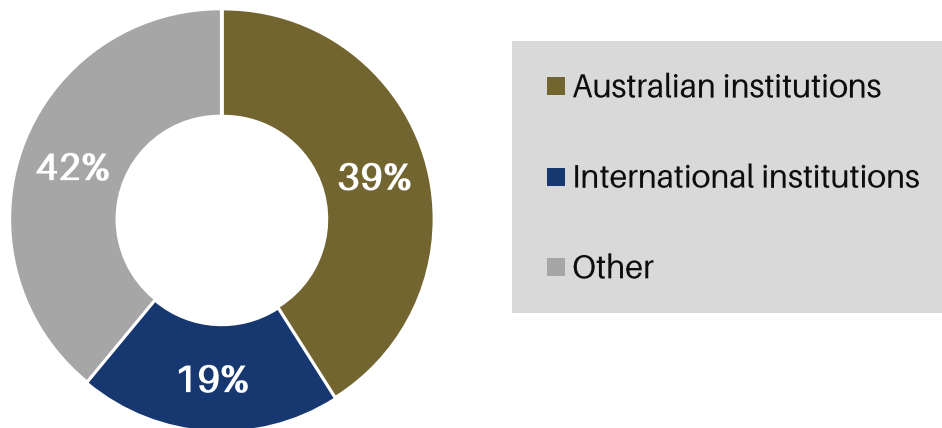
Extension of Strategy  
Beyond Current  
Assets

# Corporate snapshot

## Major shareholders (as at 3 Aug 2020)

Perennial Value	5.7%
Eley Griffiths	5.5%
Australian Super	5.5%
Vinva	4.7%
VanEck Global	4.2%

## Shareholder register composition



## ASX: AMI

Share price (25 August 2020)	A\$0.55
Shares on issue	874 M
Market capitalisation	A\$481 M
Net cash	A\$79 M

## Board and management

Non-Executive Chairman	Cobb Johnstone
Managing Director and CEO	Dan Clifford

Non-Executive Directors	Michael Menzies Lawrie Conway Susie Corlett Paul Harris
-------------------------	--

COO	Peter Trout
CFO & Company Secretary	Ian Poole
Additional Company Secretary	Gillian Nairn

# Contact

Telephone: +61 7 3180 5000

Email: [office@aureliametals.com.au](mailto:office@aureliametals.com.au)

Level 17, 144 Edward Street  
BRISBANE QLD 4000

GPO Box 7  
BRISBANE QLD 4001

[aureliametals.com.au](http://aureliametals.com.au)