



**ACN 612 008 358**

**CONSOLIDATED FINANCIAL REPORT  
FOR THE HALF-YEAR ENDED  
31 DECEMBER 2020**

**TEMPEST MINERALS LIMITED ACN 612 008 358**

**Phone:** +61 8 9200 0435 **Fax:** +61 8 9380 6761 **Address:** Level 2, Suite 9 389 Oxford Street, Mount Hawthorn WA 6016

## Contents

Cautionary Statements .....	2
Corporate Information .....	3
Directors' Report .....	4
Auditor's Independence Declaration .....	12
Consolidated Statement of Profit or Loss and Other Comprehensive Income for the Half-Year Ended 31 December 2020 .....	13
Consolidated Statement of Financial Position as at 31 December 2020 .....	14
Consolidated Statement of Changes in Equity for the Half-Year Ended 31 December 2020 .....	15
Consolidated Statement of Cash Flows for the Half-Year Ended 31 December 2020 .....	16
Notes to the Financial Statements for the Half -Year Ended 31 December 2020 .....	17
Directors' Declaration .....	27
Independent Auditor's Review Report .....	28

## Cautionary Statements

### Forward-looking statements

This document may contain certain forward-looking statements. Such statements are only predictions, based on certain assumptions and involve known and unknown risks, uncertainties and other factors, many of which are beyond the company's control. Actual events or results may differ materially from the events or results expected or implied in any forward-looking statement.

The inclusion of such statements should not be regarded as a representation, warranty or prediction with respect to the accuracy of the underlying assumptions or that any forward-looking statements will be or are likely to be fulfilled.

Tempest Minerals Ltd undertakes no obligation to update any forward-looking statement to reflect events or circumstances after the date of this document (subject to securities exchange disclosure requirements).

The information in this document does not take into account the objectives, financial situation or particular needs of any person or organisation. Nothing contained in this document constitutes investment, legal, tax or other advice.

### Competent Person Statement

The scientific and technical information contained within this Report is based on, and fairly represents information prepared by Mr Don Smith, a Competent Person who is a member of AusIMM and the Australian Institute of Geoscientists (AIG).

Mr Smith is the Managing Director of the Company and has sufficient experience that is relevant to the style of mineralisation and type of deposit under consideration and to the activity being undertaken to qualify as a Competent Person as defined in the 2012 Edition of the "Australasian Code for Reporting of Exploration Results, Mineral Resource and Ore Reserves". Mr Smith consents to the inclusion in this report of the matters based on his information in the form and context in which it appears.

## Corporate Information

### Directors and Company Secretary

Brian Moller (Non-executive Chairman)  
Don Smith (Managing Director)  
Vincent Mascolo (Non-executive Director)  
Andrew Haythorpe (Non-executive Director)  
Owen Burchell (Non-executive Director)

Mr Paul Jurman (Company Secretary)

### Head Office and Registered Office

Tempest Minerals Limited  
Level 2, Suite 9  
389 Oxford Street  
Mt Hawthorn, WA 6016  
Tel: +61 8 9200 0435  
[www.tempestminerals.com](http://www.tempestminerals.com)

### Auditor

HLB Mann Judd (WA Partnership)  
Level 4, 130 Stirling Street  
Perth WA 6000

### Share Registry

Link Market Services Limited  
Level 15, 324 Queen Street  
Brisbane QLD 4000  
Tel: 1300 554 474  
[www.linkmarketservices.com.au](http://www.linkmarketservices.com.au)

### Stock Exchange Listing

Australian Securities Exchange Ltd  
ASX Code: TEM

### Solicitor

HopgoodGanim Lawyers  
Level 8, Waterfront Place  
1 Eagle Street  
Brisbane QLD 4000

## Directors' Report

The directors submit their report on the consolidated entity ("Group") consisting of Tempest Minerals Limited ("Company") and the entities it controlled at the end of, and during, the half-year ended 31 December 2020.

### Directors

The following persons were Directors of the Company at all times during and since the end of the financial period:

- Brian Moller
- Don Smith
- Vincent Mascolo
- Andrew Haythorpe
- Owen Burchell

### Results

The Group's operating loss for the financial period, after applicable income tax was \$616,673 (2019: \$1,064,441).

### Review of Operations

During the period, the Company's principal activity was mineral exploration and identification of new exploration opportunities.

### Projects

#### Yalgoo Region

Tempest has 4 exciting projects in the Yalgoo region of Western Australia. The 160km north-south striking Yalgoo-Singleton belt contains hundreds of mineral occurrences. A simplistic distribution of these occurrences shows that there is at least one occurrence per 1km with major deposits equally spaced every 10-20km.



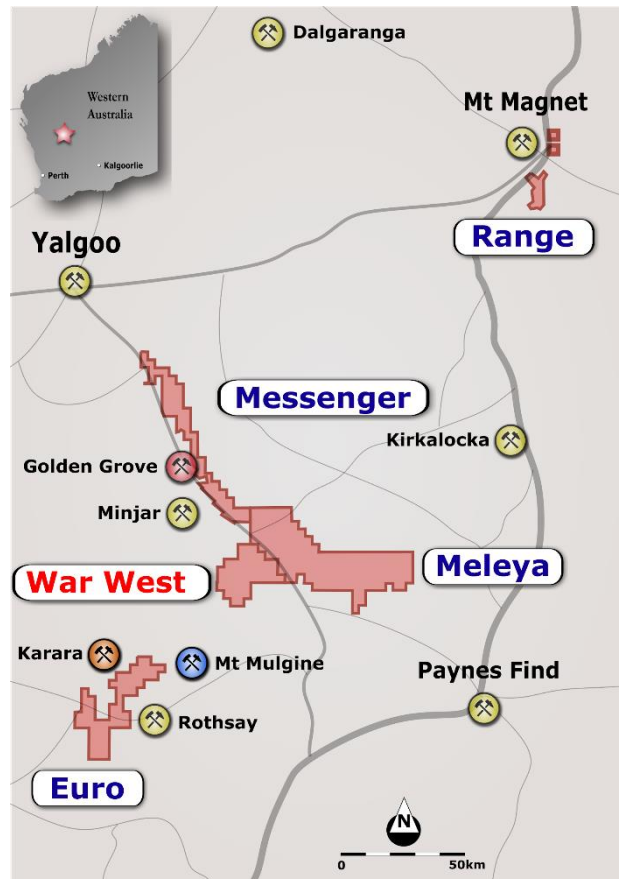
Figure 1: Regional context of Yalgoo Projects

The Company has increased its holdings across these projects which now (including applications pending) total 914km<sup>2</sup>. The company is conducting ongoing exploration on a number of these projects in parallel.

#### Warriedar West

##### Background

The Warriedar West Project is primarily a highly altered intermediate monzonite. The target area is an alteration corridor of approximately 15km x 3km with multiple known gold mineralization occurrences. Exploration at the project is targeting Intrusive Related Gold (IRG) and orogenic gold mineralisation.



**Figure 2: Warriedar West Project Location**

##### Surface Sampling

Surface sampling continued incrementally at specific target areas to add to results gleaned from drilling and inform target areas for future drilling.

##### Drilling

During the December 2020 quarter, 20 reconnaissance drillholes for 622m were completed despite progress hindered by mechanical issues and geological conditions.

Drilling at the project focussed on several target areas of shallow, outcropping zones of highly altered silica rich intrusive and previously mapped large outcropping gold bearing quartz veins.

During the December 2020 Quarter, the company commenced drilling 2 of the prospective target areas in the North of the Project.

Results from several target areas within the project confirmed the presence of widespread gold within the silica rich lithocap, altered intrusives with sulphides. Several targeted quartz veins were drilled including a highlight of 1m @ 5gpt gold from 7m in WARDH0013 at the Wee Lode Prospect.

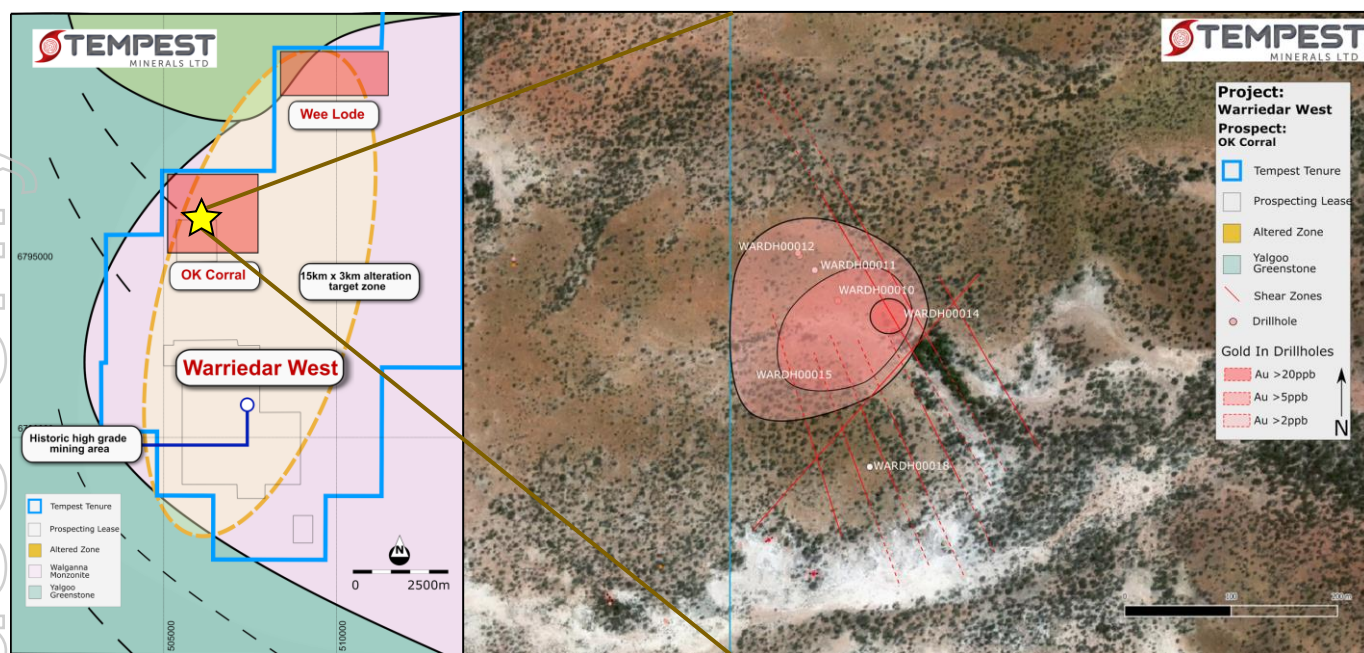


Figure 3: Widespread shallow gold detected at the OK Corral prospect

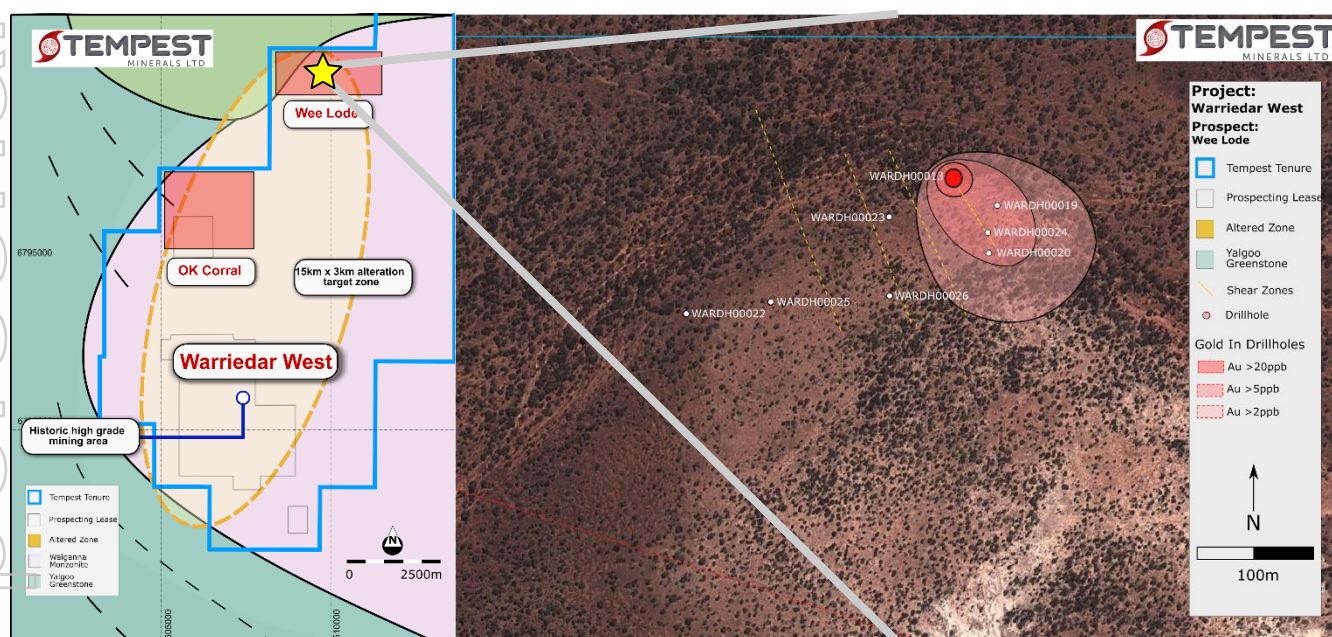


Figure 4: Widespread shallow gold detected at the Wee Lode Prospect




Figure 5: Sample display trays from drillhole WARDH0013 at the Wee Lode Prospect

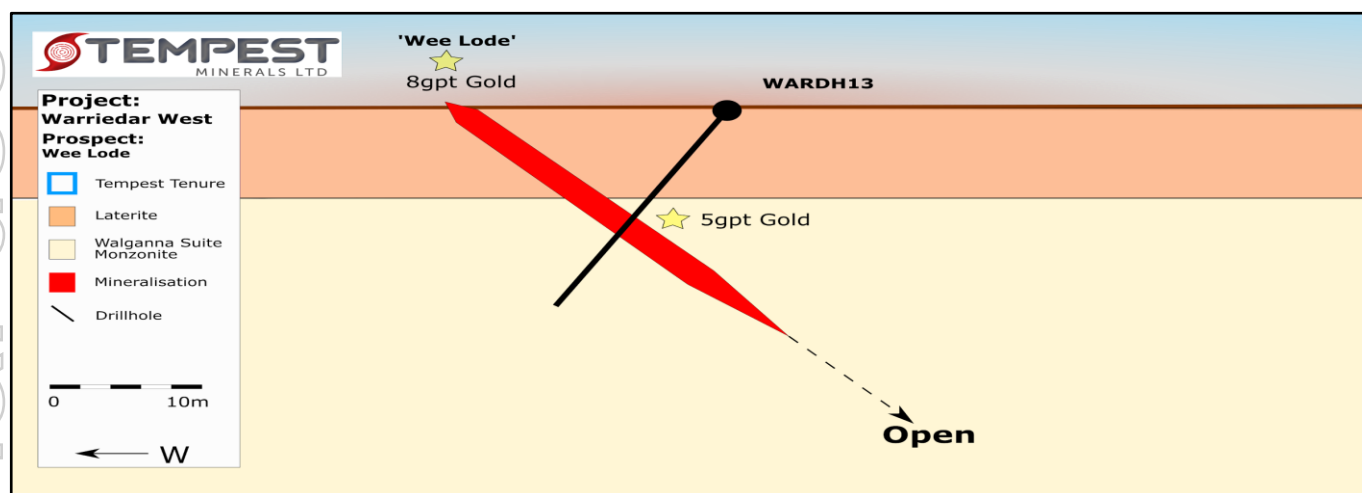


Figure 6: Cross section through WARDH0013 at Wee Lode

5 holes drilled into a magnetic anomaly intersected a previously unrecorded greenstone sequence including thick zones of rich magnetite, silica and other alteration assemblages consistent with mineralisation found at other large scale deposits in the region. These results significantly change the geological model of the Warriedar Region and open the prospectivity substantially more for orogenic gold.

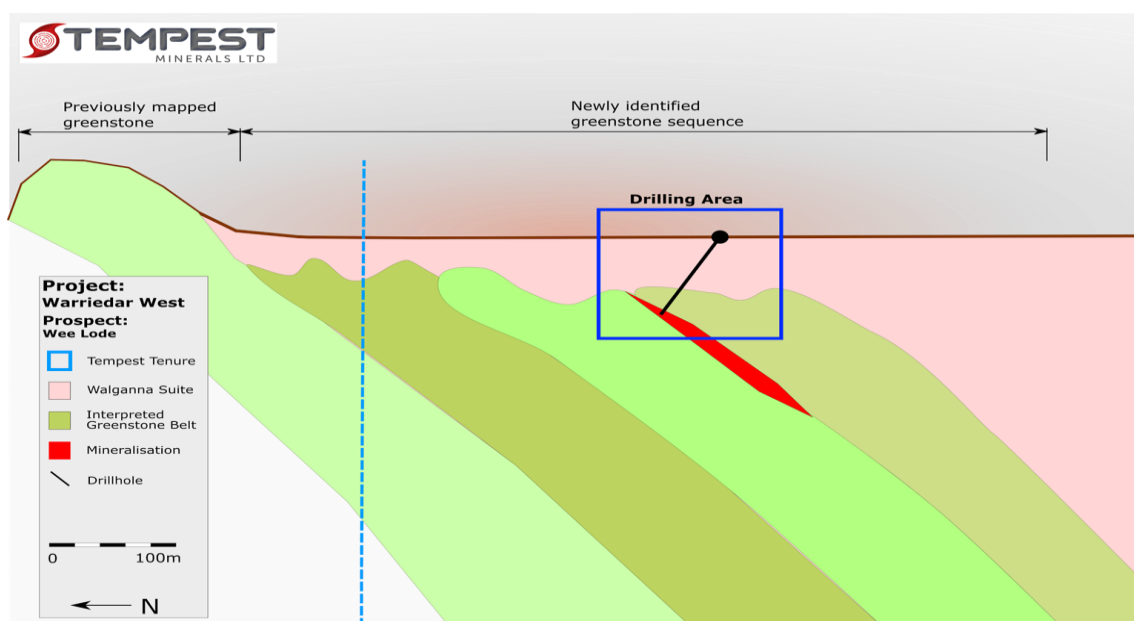


Figure 7: Interpretive simplified cross section through new greenstone sequence

## Meleya

## Background

The Meleya project is part of the Warriedar Fold Belt with outcropping supracrustal mafic and felsic 'greenstone' units wrapped around a number of felsic to intermediate intrusions. These conditions are considered highly favourable for the formation of Volcanogenic Massive Sulphide (VMS) and Intrusion Related Gold (IRG) deposits and Lode Hosted /Orogenic vein style gold. Earlier in 2020, Tempest showed the prospectivity of this project and has extended its holding with additional tenure applications.

Tempest previously announced significant anomalous geochemistry, and closer spaced 'infill' sampling continued during the December quarter to further inform drilling planned for later in 2021.

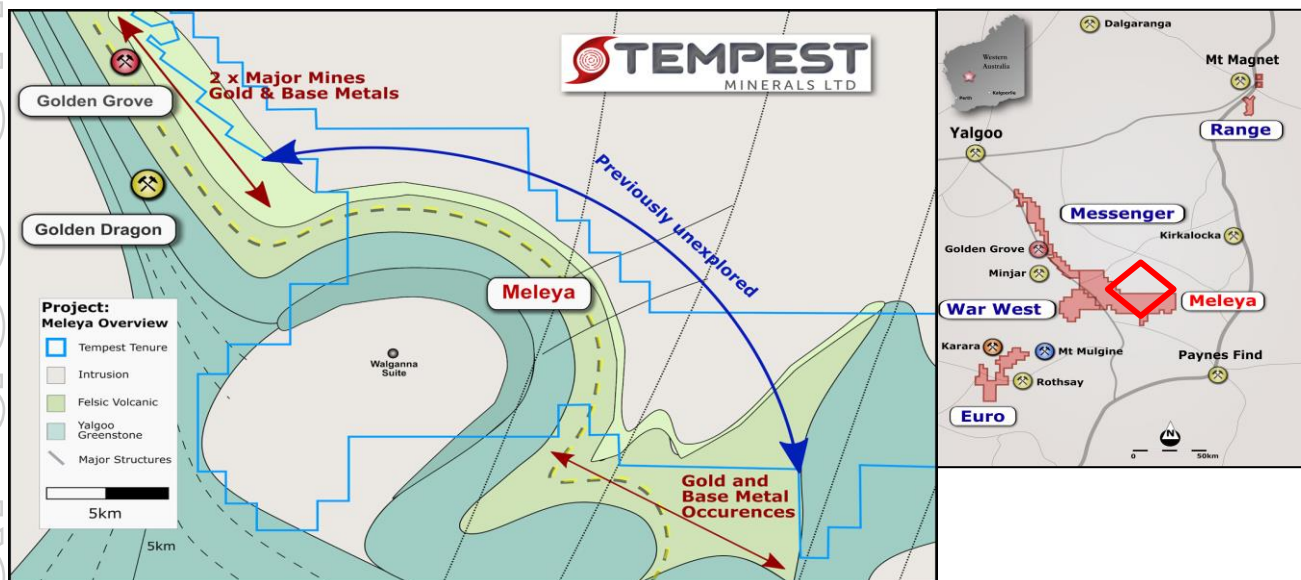


Figure 8: Overview of the Meleya Project

## Messenger

The Messenger Project comprises two granted tenements located adjacent to the world class EMR Golden Grove base and precious metal mine. The Messenger Project has outcrops of the key Golden Grove Unit as well as large outcrops of underexplored mafics, ultramafics and greenstone and associated quartz lodes.

Exploration work during the quarter included reconnaissance field mapping and geochemical sampling to assess several targets with a view to drilling in Q1 2021.

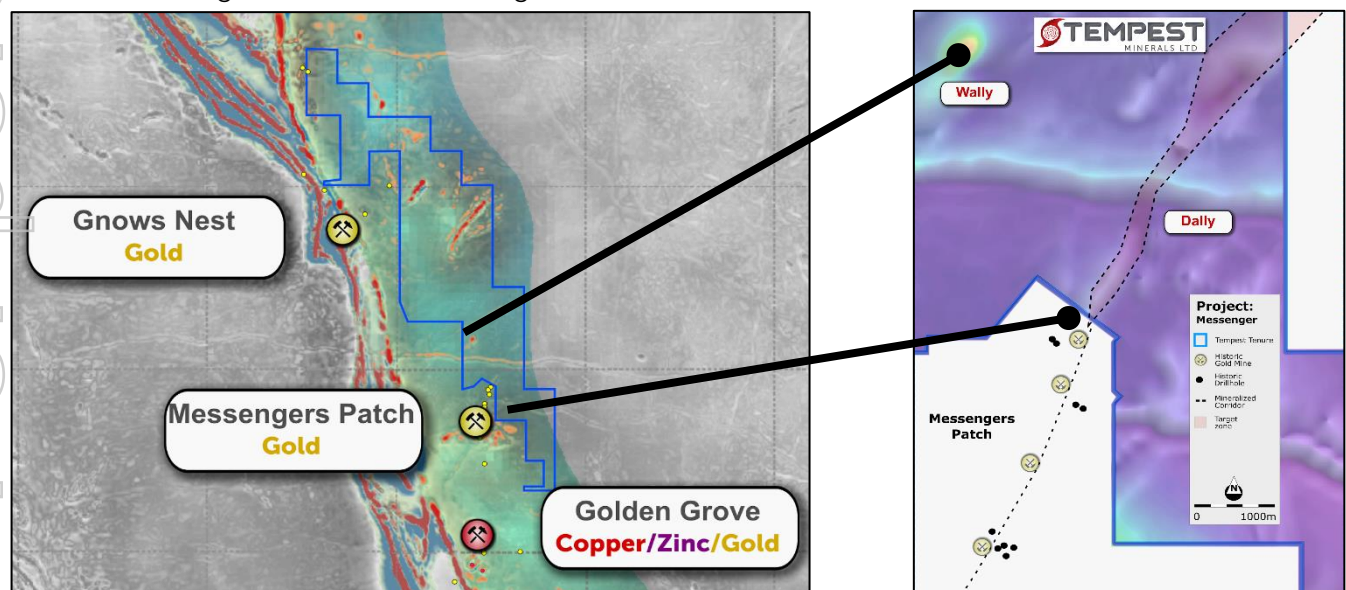


Figure 9: Overview of Messenger Project (L) with Dally and Wally Targets (R)

## Euro

The Euro Project comprises 4 tenements within the prospective Yalgoo Greenstone Belt located between the neighbouring Rothsay, Mt Mulgine and the Karara Mines. The project has thick gold intercepts in legacy drilling however due to depressed metal prices at the time were never thoroughly assessed. A number of tenements at the project were granted during the quarter and reconnaissance mapping work and data assessment were undertaken.

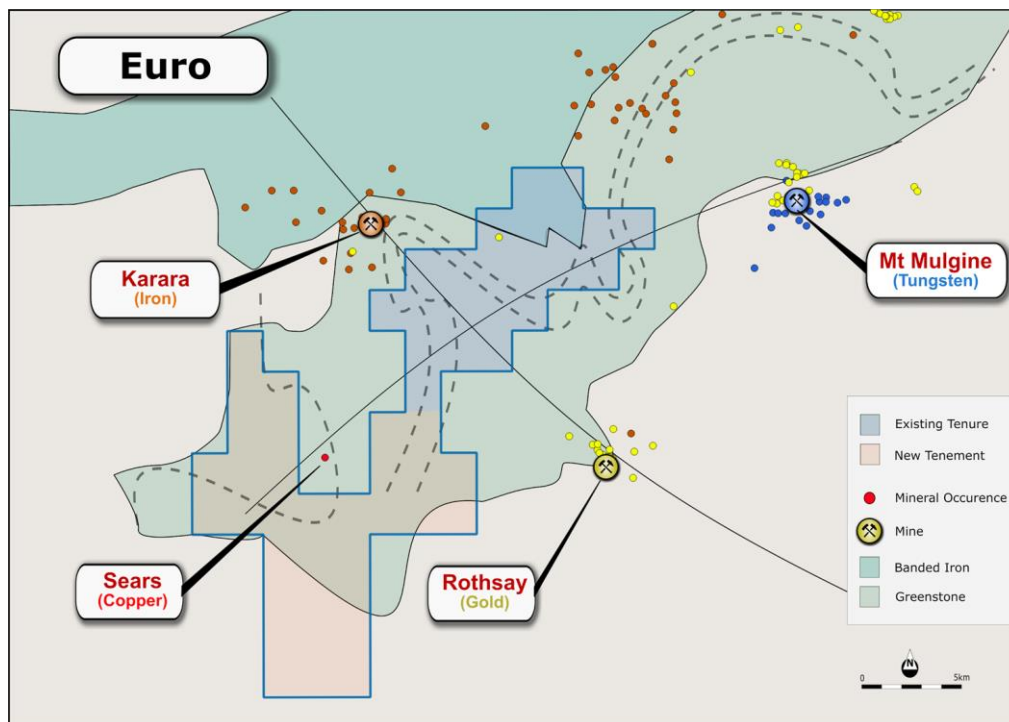
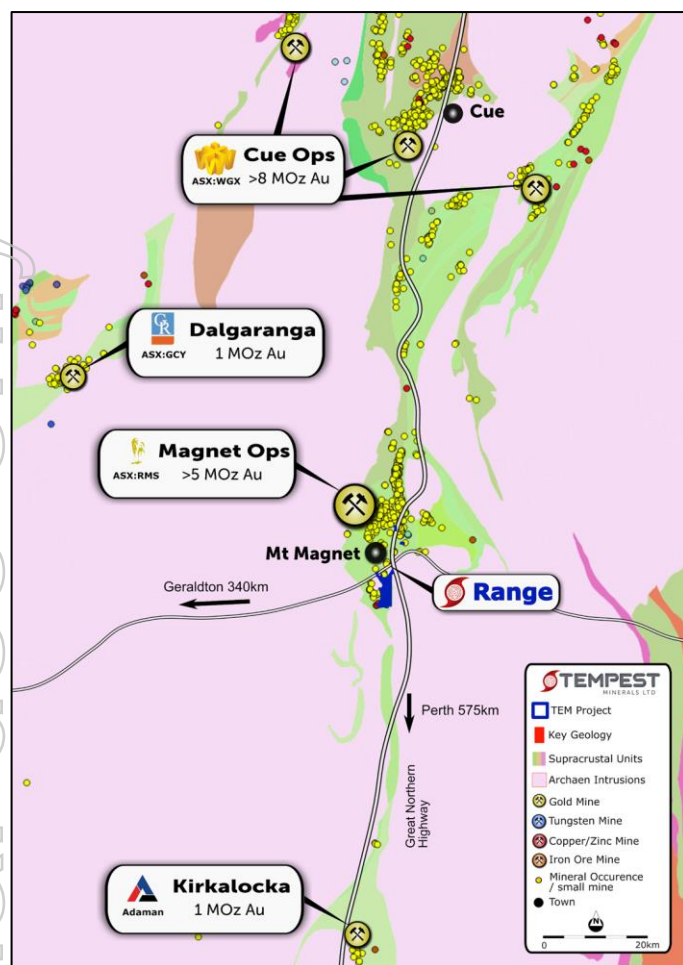


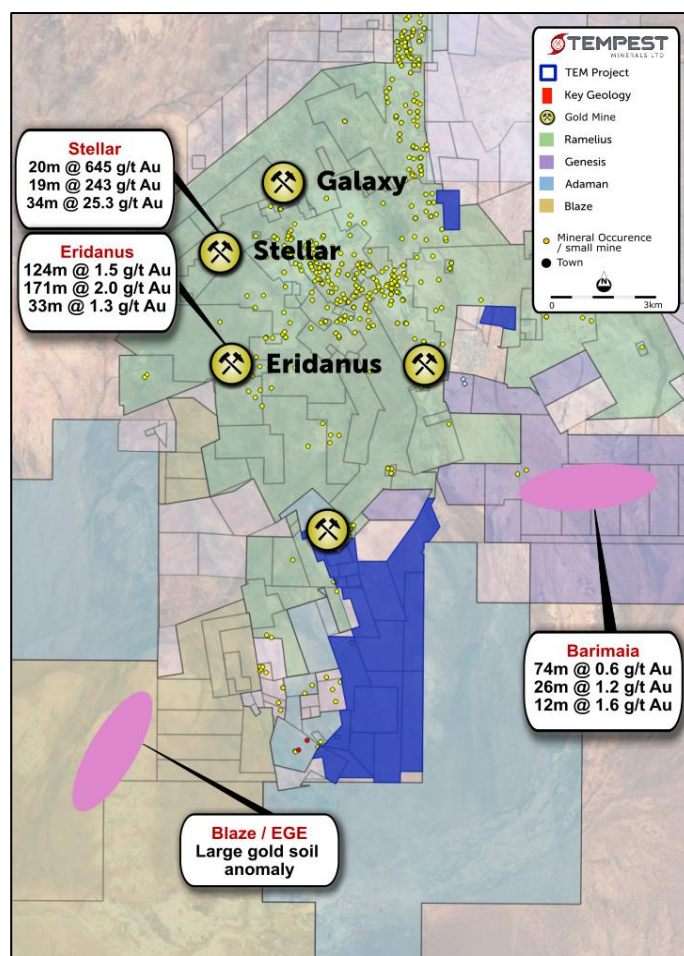
Figure 10: Overview of Euro Project

## Mount Magnet Region

Mt Magnet is a prolific mining destination with at least 6MOz of gold produced to date and multiple large scale, long life mines currently in operation. It has been operated by major resources companies such as Western Mining corporation and Harmony Gold as well as more contemporary successful mid-tier companies such as Ramelius Resources.



**Figure 11: Mount Magnet with regional geology and operations**



**Figure 12: Range Project with nearby exploration results**

## Range

Located in the heart of the Mount Magnet mineral field and 5km along strike of the prolific +6Moz Mount Magnet Operations, the Range Project consists of 17 tenements for 20km<sup>2</sup>.

Work completed during the quarter included continued remodelling of existing datasets with the aim of further drill targeting.

## Yilgarn Lithium Project (YLP)

The YLP consists of 3 tenements (1 granted 2 pending) for a total of 105.4km<sup>2</sup>. Activities conducted during the quarter include further technical review and data analysis.

## Corporate

In June 2020, the Company entered into a sales agreement with Premier African Minerals Ltd (Premier) for Premier to acquire its African assets in Zimbabwe and Mozambique. The sale was completed in July 2020 with the Company receiving consideration of AUD\$150,000 plus the payment of inspection fees for the claims in Zimbabwe through the issue of 124,512,702 Premier shares, issued at a deemed issue price of 0.0744p ("Consideration share"), the issue price being the daily volume weighted average price during the five days trading days immediately prior to completion.

In July 2020, the Company raised \$817,949 through a non-underwritten non renounceable 1-for-2 pro-rata Entitlement Offer (Offer) of shares at an offer price of \$0.016 per New Share, as well as \$360,185, being the shortfall of 22,511,599 shares, which was taken up by sophisticated and professional investors of the Lead Manager, RM Corporate Finance Pty Ltd (RM), for a total of \$1.178 million from the Offer.

To accommodate the excess demand for the shortfall under the Offer, the Company, in conjunction with RM, raised a further \$176,000 (before costs) at an issue price of \$0.016 per share from professional and other exempt investors sophisticated clients of RM.

The Company changed its name to Tempest Minerals Ltd after receiving approval from Shareholders at the General Meeting held on 27 August 2020, to better reflect its new focus on gold and base metal exploration projects in Western Australia. The Company began trading on the ASX under the code "TEM" on 2 September 2020.

In December 2020, the Company raised \$1,155,443 through a placement of 35,013,422 new ordinary share (Shares) at an issue price of \$0.033 each (Placement) to sophisticated investors of RM, the lead manager of the placement. The Company also issued 750,000 shares to nominees of RM as part consideration for acting as Lead Manager to the Placement, issued under the Company's existing placement capacity under Listing Rule 7.1.

### Subsequent Events

The Company entered into an agreement to earn up to a 50% interest in a mining lease (M59/495) in the Yalgoo region of Western Australia by spending \$50,000 on or before 30 June 2021.

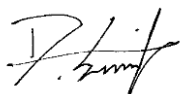
In March 2021, the Company sold 50,000,000 shares in Premier African Minerals Ltd for net sale proceeds of GBP 88,228.50 (approximately AUD \$155,000).

There were no other material events subsequent to reporting date that required disclosure in this financial report.

### Auditor's Independence Declaration

The auditor's independence declaration under section 307C of the Corporations Act 2001 is included in this financial report.

Signed in accordance with a resolution of the Board of Directors.



Don Smith  
Managing Director  
11 March 2021  
Perth, WA

## AUDITOR'S INDEPENDENCE DECLARATION

As lead auditor for the review of the consolidated financial report of Tempest Minerals Limited for the half-year ended 31 December 2020, I declare that to the best of my knowledge and belief, there have been no contraventions of:

- a) the auditor independence requirements of the *Corporations Act 2001* in relation to the review; and
- b) any applicable code of professional conduct in relation to the review.

Perth, Western Australia  
11 March 2021



**L Di Giallonardo**  
Partner

**hlb.com.au**

**HLB Mann Judd (WA Partnership) ABN 22 193 232 714**

Level 4, 130 Stirling Street, Perth WA 6000 / PO Box 8124 Perth BC WA 6849

**T:** +61 (0)8 9227 7500 **E:** mailbox@hlbwa.com.au

Liability limited by a scheme approved under Professional Standards Legislation.

HLB Mann Judd (WA Partnership) is a member of HLB International, the global advisory and accounting network.

## Consolidated Statement of Profit or Loss and Other Comprehensive Income for the Half-Year Ended 31 December 2020

	Note	31 Dec 2020 \$	31 Dec 2019 \$
Other income		22,776	44,960
Corporate and administrative expenses	2	(136,703)	(167,086)
Depreciation		(1,511)	(355)
Employee benefits expense	2	(260,001)	(230,096)
Exploration expenses		-	(64,596)
Fixed assets written off		-	(2,175)
Foreign exchange loss		(2,763)	(6,532)
Impairment of exploration assets	3	-	(729,373)
Legal expenses		(42,190)	(131,070)
Share based payments (expensed) / reversed	11	(126,000)	221,882
Net loss on fair value of equity investments	13	(49,399)	-
Loss from continuing operations		(595,791)	(1,064,441)
Loss from discontinued operations	12	(20,882)	-
Loss before income tax expense		(616,673)	(1,064,441)
Income tax expense		-	-
<b>Loss for the period</b>		<b>(616,673)</b>	<b>(1,064,441)</b>
Other Comprehensive income			
Other Comprehensive income for the period net of tax		-	-
<b>Total comprehensive loss for the period</b>		<b>(616,673)</b>	<b>(1,064,441)</b>
<b>Loss for the period attributable to:</b>			
Owners of the parent company		(616,619)	(1,064,369)
Non-controlling interests		(54)	(72)
		<b>(616,673)</b>	<b>(1,064,441)</b>
<b>Total comprehensive loss for the period attributable to:</b>			
Owners of the parent company		(616,619)	(1,064,369)
Non-controlling interests		(54)	(72)
		<b>(616,673)</b>	<b>(1,064,441)</b>
<b>Loss per share attributable to owners of the parent company</b>		<b>Cents</b>	<b>Cents</b>
Basic and diluted loss per share from continuing operations		<b>(0.24)</b>	<b>(0.94)</b>
Basic and diluted loss per share		<b>(0.25)</b>	<b>(0.94)</b>

The accompanying notes form part of this financial statement.

## Consolidated Statement of Financial Position as at 31 December 2020

	Note	31 Dec 2020 \$	30 June 2020 \$
<b>CURRENT ASSETS</b>			
Cash and cash equivalents		1,652,458	106,008
Trade and other receivables		56,871	25,479
Prepayments		19,757	21,701
Held for sale assets	12	-	167,924
Financial assets at fair value through profit or loss	13	114,677	-
<b>Total Current Assets</b>		<b>1,843,763</b>	<b>321,112</b>
<b>NON-CURRENT ASSETS</b>			
Plant and equipment		5,685	7,196
Exploration and evaluation assets	3	1,356,842	961,811
<b>Total Non-Current Assets</b>		<b>1,362,527</b>	<b>969,007</b>
<b>TOTAL ASSETS</b>		<b>3,206,290</b>	<b>1,290,119</b>
<b>CURRENT LIABILITIES</b>			
Trade and other payables	4	171,480	149,975
<b>Total Current Liabilities</b>		<b>171,480</b>	<b>149,975</b>
<b>TOTAL LIABILITIES</b>		<b>171,480</b>	<b>149,975</b>
<b>NET ASSETS</b>		<b>3,034,810</b>	<b>1,140,144</b>
<b>EQUITY</b>			
Issued capital	9	13,628,282	11,242,943
Reserves		192,747	246,410
Accumulated losses		(10,785,344)	(10,348,388)
Equity attributable to owners of the parent company		3,035,685	1,140,965
Non-controlling interests		(875)	(821)
<b>TOTAL EQUITY</b>		<b>3,034,810</b>	<b>1,140,144</b>

The accompanying notes form part of this financial statement.

## Consolidated Statement of Changes in Equity for the Half-Year Ended 31 December 2020

	Note	Attributable to Owners of Parent Company			Non-controlling Interests	Total Equity
		Issued Capital	Accumulated Losses	Share-Based Payments Reserve		
		\$	\$	\$	\$	\$
<b>Balance at 1 July 2019</b>		<b>8,965,067</b>	<b>(8,695,557)</b>	<b>667,057</b>	<b>(745)</b>	<b>935,822</b>
Loss for the period		-	(1,064,369)	-	(72)	(1,064,441)
Other comprehensive income		-	-	-	-	-
<b>Total comprehensive loss</b>		<b>-</b>	<b>(1,064,369)</b>	<b>-</b>	<b>(72)</b>	<b>(1,064,441)</b>
<b>Transactions with owners:</b>						
Issue of shares	9	1,993,267	-	135,401	-	2,128,668
Exercise of performance rights	9	334,165	-	(334,165)	-	-
Share-based payments reversed	11	-	-	(221,883)	-	(221,883)
<b>Balance at 31 December 2019</b>		<b>11,292,499</b>	<b>(9,759,926)</b>	<b>246,410</b>	<b>(817)</b>	<b>1,778,166</b>
<b>Balance at 1 July 2020</b>		<b>11,242,943</b>	<b>(10,348,388)</b>	<b>246,410</b>	<b>(821)</b>	<b>1,140,144</b>
Loss for the period		-	(616,619)	-	(54)	(616,673)
Other comprehensive income		-	-	-	-	-
<b>Total comprehensive loss</b>		<b>-</b>	<b>(616,619)</b>	<b>-</b>	<b>(54)</b>	<b>(616,673)</b>
<b>Transactions with owners:</b>						
Issue of shares	9	2,366,842	-	-	-	2,366,842
Exercise of options	9	18,497	-	-	-	18,497
Share-based payments expensed	11	-	-	126,000	-	126,000
Transfer of lapsed options		-	179,663	(179,663)	-	-
<b>Balance at 31 December 2020</b>		<b>13,628,282</b>	<b>(10,785,344)</b>	<b>192,747</b>	<b>(875)</b>	<b>3,034,810</b>

The accompanying notes form part of this financial statement.

## Consolidated Statement of Cash Flows for the Half-Year Ended 31 December 2020

	31 Dec 2020	31 Dec 2019
	\$	\$
<b>CASH FLOWS FROM OPERATING ACTIVITIES</b>		
Interest received	3,511	1,994
Payments to suppliers and employees	(507,663)	(562,095)
<b>Net cash used in operating activities</b>	<b>(504,152)</b>	<b>(560,101)</b>
<b>CASH FLOWS FROM INVESTING ACTIVITIES</b>		
Payments for exploration and evaluation assets	(334,737)	(193,426)
Proceeds from sale of assets	-	42,967
Cash acquired on acquisition of Warrigal Mining Pty Ltd	-	4,724
<b>Net cash used in investing activities</b>	<b>(334,737)</b>	<b>(145,735)</b>
<b>CASH FLOWS FROM FINANCING ACTIVITIES</b>		
Proceeds from the issue of shares	2,509,578	1,521,946
Share issue costs	(142,736)	(181,248)
Proceeds from exercise of options	18,497	-
<b>Net cash provided by financing activities</b>	<b>2,385,339</b>	<b>1,340,698</b>
Net increase in cash held	1,546,450	634,862
Cash at Beginning of Period	106,008	298,125
Foreign exchange movement on cash balances	-	(3,954)
<b>Cash at End of Period</b>	<b>1,652,458</b>	<b>929,033</b>

The accompanying notes form part of this financial statement.

## Notes to the Financial Statements for the Half -Year Ended 31 December 2020

### NOTE 1: SUMMARY OF SIGNIFICANT ACCOUNTING POLICIES

#### Basis of Preparation

These general purpose financial statements for the interim half-year reporting period ended 31 December 2020 have been prepared in accordance with the Corporations Act 2001 and Australian Accounting Standard AASB 134 "Interim Financial Reporting". Compliance with AASB 134 ensures compliances with IAS 34 "Interim Financial Reporting". The historical cost basis has been used, except for financial assets at fair value and the valuation of share based payments. For the purpose of preparing the half-year financial report, the half-year has been treated as a discrete reporting period.

This interim financial report does not include all notes of the type normally included in the Annual Financial Report. Accordingly, this report is to be read in conjunction with the Annual Report of Tempest Minerals Limited (the "Company") as at 30 June 2020.

#### *Significant accounting judgments and key estimates*

The preparation of half-year financial reports requires management to make judgments, estimates and assumptions that affect the application of accounting policies and the reported amounts of assets, liabilities, income and expense. Actual results may differ from these estimates.

In preparing this half-year report, the significant judgments made by management in applying the Group's accounting policies and the key sources of estimation uncertainty were the same as those that applied to the Group when compiling its annual 30 June 2020 financial statements.

The same accounting policies and methods of computation have generally been followed in these half-year financial statements as compared with the corresponding half-year financial statements and the most recent annual financial statements except for the adoption of new and amended standards as set out below.

#### *Going Concern*

The financial statements have been prepared on a going concern basis which contemplates the continuity of normal business activities and the realisation of assets and discharge of liabilities in the ordinary course of business.

For the half-year ended 31 December 2020 the Group generated a consolidated loss of \$616,673 and incurred operating cash outflows of \$504,152. As at 31 December 2020 the Group has cash and cash equivalents of \$1,652,458 and net assets of \$3,034,810.

The Group's ability to continue to adopt the going concern assumption will depend upon the Group being able to manage its liquidity requirement and by taking some or all of the following actions:

1. raising additional capital;
2. successful exploration and subsequent exploitation of the Group's tenements;
3. reducing its working capital expenditure; and
4. disposing of non-core projects.

The directors have concluded that based on the Group's ability to raise further capital (evident by the successful capital raising completed during the period) the directors have a reasonable expectation that the Group will have adequate resources to fund its future operational requirements and for these reasons they continue to adopt the going concern basis in preparing the financial report.

Should the Group be unable to raise sufficient further capital, there will exist a material uncertainty that may cast significant doubt on whether the Group will continue as a going concern, and it may be required to realise its assets and extinguish its liabilities other than in the ordinary course of business, and at amounts that differ from those stated in the financial statements. This financial report does not include any adjustments relating to the recoverability and classification of recorded asset amounts or the amounts or classification of liabilities and appropriate disclosures that may be necessary should the Group be unable to continue as a going concern.

**NOTE 1: SUMMARY OF SIGNIFICANT ACCOUNTING POLICIES (continued)****New and amended Standards and Interpretations applicable**

In the half-year ended 31 December 2020, the Directors have reviewed all of the new and revised Standards and Interpretations issued by the AASB that are relevant to its operations and effective for annual reporting periods beginning on or after 1 July 2020.

It has been determined by the Directors that there is no impact, material or otherwise, of the new and revised Standards and Interpretations on its business and, therefore, no change is necessary to the Group's accounting policies.

**Standards and Interpretations on issue not yet effective**

The Directors have also reviewed all of the new and revised Standards and Interpretations on issue not yet effective for the half-year ended 31 December 2020. As a result of this review, the Directors have determined that there is no material impact of the new and revised Standards and Interpretations in issue not yet adopted on the Group and therefore no material change is necessary to Group accounting policies.

**NOTE 2: RESULTS FOR THE PERIOD**

	31 Dec 2020	31 Dec 2019
	\$	\$
<b>Included in corporate and administrative expenses are the following items:</b>		
ASX, ASIC, share registry expenses	25,869	75,035
Audit and external accounting fees	14,414	10,049
Conference	14,921	-
Insurance	24,552	13,494
Marketing	21,597	6,450
Rent	6,253	-
Travel expenses	-	41,942
Others	29,097	20,116
	<u>136,703</u>	<u>167,086</u>
Employee benefits expense comprises:		
Salaries, wages and superannuation	-	100,614
Directors and senior management fees	195,001	161,022
Corporate services	65,000	-
Provision for leave entitlement	-	(31,540)
	<u>260,001</u>	<u>230,096</u>

**NOTE 3: EXPLORATION AND EVALUATION ASSETS**

	31 Dec 2020	30 June 2020
	\$	\$
Exploration and evaluation expenditure carried forward in respect of the areas of interest are:		
Exploration and evaluation expenditure	1,356,842	961,811
<b>Movement in exploration and evaluation assets:</b>	<b>Half-year to</b>	<b>Year to</b>
	<b>31 Dec 2020</b>	<b>30 Jun 2020</b>
	\$	\$
Opening balance – at cost	961,811	711,263
Capitalised exploration expenditure	395,031	366,546
Warrigal Mining acquisition	-	754,113
Impairment of exploration assets	-	(749,785)
Reclassification to Held for sale asset	-	(120,326)
<b>Carrying amount at the end of period</b>	<b>1,356,842</b>	<b>961,811</b>

During the half year ended 31 December 2020, the Company completed the disposal of its African assets in Mozambique and Zimbabwe (refer to note 12).

At 30 June 2020, the Company acquired Warrigal Mining Pty Ltd and recognised \$754,113 of exploration expenditure as initial share acquisition cost and was in the process of disposing its African assets in Mozambique and Zimbabwe. The carrying value of these assets was reclassified as Held for Sale asset.

Recoverability of the carrying amount of exploration and evaluation assets is dependent on the successful development and commercial exploitation of projects, or alternatively through the sale of the areas of interest.

**NOTE 4: TRADE AND OTHER PAYABLES**

	31 Dec 2020	30 June 2020
	\$	\$
Current:		
Trade payables and accrued expenses	171,480	149,975
<b>Total payables (unsecured)</b>	<b>171,480</b>	<b>149,975</b>

The average credit period on purchases of goods and services is 30 days. No interest is paid on trade payables.

**NOTE 5: COMMITMENTS****Exploration Commitments**

The Group has certain obligations to expend minimum amounts on exploration in tenement areas. These are not materially different from those disclosed in the 30 June 2020 Annual Report.

**NOTE 6: CONTINGENT LIABILITIES**

There were no contingent liabilities at the end of the reporting period.

**NOTE 7: EVENTS SUBSEQUENT TO REPORTING DATE**

The Company entered into an agreement to earn up to a 50% interest in a mining lease (M59/495) in the Yalgoo region of Western Australia by spending \$50,000 on or before 30 June 2021.

**NOTE 7: EVENTS SUBSEQUENT TO REPORTING DATE (continued)**

In March 2021, the Company sold 50,000,000 shares in Premier African Minerals Ltd for net sale proceeds of GBP 88,228.50 (approximately AUD \$155,000).

There were no other events subsequent to reporting date that required disclosure in this financial report.

**NOTE 8: OPERATING SEGMENTS****Segment Information****Identification of reportable segments**

The Group has identified its operating segments based on the internal reports that are reviewed and used by the Board of Directors (chief operating decision makers) in assessing performance and determining the allocation of resources.

The Group is managed primarily on the basis of geographical locations as these locations have notably different risk profiles and performance assessment criteria. Operating segments are therefore determined on the same basis.

Reportable segments disclosed are based on aggregating operating segments where the segments are considered to have similar economic characteristics and are similar with respect to any external regulatory requirements. Management currently identifies the Group as having only one reportable segment, being the exploration of mineral projects.

	Australia	Unallocated items	Total
	\$	\$	\$
<b>31 December 2020</b>			
<b>Segment Performance</b>			
<b>INCOME</b>			
Interest income	3,511	-	3,511
Other income	533	18,732	19,265
<b>Total segment income</b>	<b>4,044</b>	<b>18,732</b>	<b>22,776</b>
<b>Reconciliation of segment income to Group income</b>			
<b>Total Group income</b>	<b>4,044</b>	<b>18,732</b>	<b>22,776</b>
<i>Reconciliation of segment result of Group net loss after tax</i>			
<b>Segment net loss before tax</b>	<b>-</b>	<b>(20,882)</b>	<b>(20,882)</b>
Amounts not included in segment result but reviewed by Board			
- Corporate charges			(594,280)
- Depreciation and amortisation			(1,511)
<b>Net Loss after tax from continuing operations</b>			<b>(616,673)</b>

**NOTE 8 OPERATING SEGMENTS** (Continued)**Segment assets and liabilities:**

Assets	1,356,842	1,849,448	3,206,290
Liabilities	-	171,480	171,480
Capital expenditure	395,031	-	395,031

	Australia	Zimbabwe	Mozambique	Unallocated items	Total
	\$	\$	\$	\$	\$

**31 December 2019****Segment Performance****INCOME**

Interest income	1,982	-	12	-	1,994
Other income	-	-	-	42,966	42,966
<b>Total segment income</b>	<b>1,982</b>	<b>-</b>	<b>12</b>	<b>42,966</b>	<b>44,960</b>

**Reconciliation of segment income to Group revenue**

<b>Total Group income</b>	<b>1,982</b>	<b>-</b>	<b>12</b>	<b>42,966</b>	<b>44,960</b>
---------------------------	--------------	----------	-----------	---------------	---------------

**Reconciliation of segment result of Group net loss after tax**

<b>Segment net loss before tax</b>	<b>(733,978)</b>	<b>(48,864)</b>	<b>(50,154)</b>	<b>(41,187)</b>	<b>(874,183)</b>
------------------------------------	------------------	-----------------	-----------------	-----------------	------------------

Amounts not included in segment result but reviewed by Board

- Corporate charges					(189,903)
- Depreciation and amortisation					(355)

<b>Net Loss after tax from continuing operations</b>					<b>(1,064,441)</b>
--	--	--	--	--	--------------------

**Segment assets and liabilities at 30 June 2020**

Assets	961,811	-	-	328,308	1,290,119
Liabilities	149,975	-	-	-	149,975
Capital expenditure	1,120,659	-	-	-	1,120,659

**NOTE 9: ISSUED CAPITAL**

	31 Dec 2020	30 June 2020
	\$	\$
<b>(a) Issued and paid up capital</b>		
Ordinary shares fully paid	13,628,282	11,242,943
	<b>13,628,282</b>	<b>11,242,943</b>

Ordinary shares participate in dividends and the proceeds on winding up the Company. At shareholder meetings, each ordinary share is entitled to one vote when a poll is called. Otherwise each shareholder has one vote on show of hands.

	Half-year to 31 Dec 2020		Year to 30 June 2020	
	Number of shares	\$	Number of shares	\$
Opening balance	147,266,673	11,242,943	90,822,122	8,965,067
Shares issued:				
28 July 2020 (1)	51,121,816	817,949	-	-
3 August 2020 (1)	22,511,599	360,186	-	-
4 August 2020 (2)	11,000,000	176,000	-	-
11 September 2020 (3)	3,750,000	60,000	-	-
30 September 2020 (4)	377,796	18,497	-	-
26 November & 14 December 2020 (5)	35,013,422	1,155,443	-	-
14 December 2020 (6)	750,000	24,750	-	-
1 July 2019	-	-	3,500,000	334,165
19 September 2019	-	-	29,734,064	1,486,354
26 November 2019	-	-	1,253,091	38,846
12 December 2019	-	-	16,637,384	549,034
12 December 2019	-	-	4,001,791	200,089
30 December 2019	-	-	1,318,221	35,592
Transaction costs associated with share issues	-	(227,486)	-	(366,204)
Closing balance	<b>271,179,306</b>	<b>13,628,282</b>	<b>147,266,673</b>	<b>11,242,943</b>

1. In July 2020, the Company completed a non-underwritten non renounceable 1-for-2 pro-rata Entitlement Offer (Offer) of shares at an offer price of \$0.016 per New Share. On 24 July 2020, the Company advised shareholders subscribed for 51,121,816 shares (raising \$817,949), representing a 69.43% take-up of their rights entitlement and leaving a shortfall of 22,511,599 shares, which was taken up by sophisticated and professional investors of the Lead Manager, RM Corporate Finance Pty Ltd (RM) raising a further \$360,186.
2. In August, 2020, to accommodate the excess demand for the Shortfall under the Offer, the Company, in conjunction with RM, raised a further \$176,000 (before costs) at an issue price of \$0.016 per share from professional and other exempt investors sophisticated clients of RM.
3. On 11 September 2020, the Company issued 3,750,000 shares to nominees of RM as consideration for acting as Lead Manager and for placing the Shortfall from the entitlement offer. Shareholder approval for the issue was received at the General Meeting held on 27 August 2020.
4. Options were exercised at \$0.04896 each.

**NOTE 9: ISSUED CAPITAL (continued)**

5. In November and December 2020, the Company raised \$1,155,443 through a placement of 35,013,422 new ordinary shares at an issue price of \$0.033 each ("Placement") to sophisticated investors of RM, the Lead Manager to the Placement.
6. In December 2020, the Company issued 750,000 Shares to nominees of RM as partial consideration for acting as Lead Manager to the Placement, issued under the Company's existing placement capacity under Listing Rule 7.1.

	Note	31 Dec 2020 Number	30 June 2020 Number
<b>(b) Options</b>			
Unlisted Share Options		18,000,000	40,774,943
		<b>Half-year to 31 Dec 2020</b>	<b>Year to 30 Jun 2020</b>
Balance at the beginning of the reporting period		40,774,943	4,000,000
Options issued during the period:			
Options issued to directors and company secretary	11	18,000,000	-
Exercise of options	9	(377,796)	-
Issued pursuant to Rights issue and Additional Offer		-	29,734,064
Issued pursuant to Entitlement Offer – Lead manager		-	6,693,088
Issued in satisfaction of Tranche 3 Warrigal Mining acquisition		-	4,001,791
Expired/forfeited		(40,397,147)	(3,654,000)
Balance at the end of the reporting period		18,000,000	40,774,943
<b>(c) Performance Rights</b>			
Unlisted Performance Rights		500,000	500,000
		<b>Half-year to 31 Dec 2020</b>	<b>Year to 30 Jun 2020</b>
Balance at the beginning of the reporting period		500,000	9,200,000
Performance Rights issued/excised during the period:			
Exercised		-	(3,500,000)
Expired / forfeited		-	(5,200,000)
Balance at the end of the reporting period		500,000	500,000

**NOTE 10: RELATED PARTY TRANSACTIONS****Parent Entity**

Tempest Minerals Limited is the legal parent and ultimate parent entity of the Group.

**NOTE 10: RELATED PARTY TRANSACTIONS (continued)****Subsidiary**

The consolidated financial statements incorporate the assets, liabilities and results of the following wholly-owned subsidiaries in accordance with the accounting policy described in the 30 June 2020 Annual Report:

	Country of incorporation	Ownership interest	
		31 Dec 2020	30 June 2020
West Resource Ventures Pty Ltd	Australia	100%	100%
South Resource Ventures Pty Ltd	Australia	80%	80%
LCME Holdings Inc.	U.S.A.	100%	100%
Warrigal Mining Pty Ltd	Australia	100%	100%
Li3 (Mozambique) Pty Ltd <sup>(i)</sup>	Australia	-	100%
Li3B (Mozambique) Pty Ltd <sup>(i)</sup>	Australia	-	100%
Li3C (Mozambique) Pty Ltd <sup>(i)</sup>	Australia	-	100%
LithiumB, S.A. <sup>(i)</sup>	Mozambique	-	100%
Licomex (Private) Limited <sup>(i)</sup>	Zimbabwe	-	100%

During the half year, the Company sold its African assets (refer to Note 12) and relinquished control of those above subsidiaries.

**NOTE 11: SHARE BASED PAYMENTS**

Share based payment expense recognised during the period:

	31 Dec 2020	31 Dec 2019
	\$	\$
Share based payment expense recognised during the period:		
Allocation of value of performance rights issued in Oct 2016	-	3,184
Options and performance rights reversed (1)	-	(225,066)
Options issued to directors and company secretary (2)	126,000	-
	<b>126,000</b>	<b>(221,882)</b>

- Options and performance rights that lapsed during the period amounting to \$225,066 were adjusted through profit and loss.
- During the period, the Company issued 18,000,000 options to directors and company secretary.

The weighted average fair value of options granted during the period was 0.7 cents. The fair values at grant date were determined by using a Black-Scholes option pricing model that takes into account the share price at issue date, exercise price, expected volatility, option life, expected dividends, the risk free rate, the impact of dilution, the fact that the options are not tradeable. The inputs used for the Black-Scholes option pricing model for the options granted were as follows:

- Issue date: 27 August 2020
- share price at issue date: 2.7 cents
- exercise price: 4 cents
- expiry date: 30 September 2022
- expected volatility: 100%
- expected dividend yield: nil
- risk free rate: 0.25%

The fair value of the options is valued at \$126,000 in total.

**NOTE 12: DISCONTINUED OPERATIONS AND HELD FOR SALE ASSETS**

On 29 July 2020, the Company completed the disposal of its African Lithium and Gold assets in Zimbabwe and Mozambique and recognised a loss from discontinued operations of \$20,882, being the foreign currency translation reserve brought to profit and loss.

The disposal was recognised as a held for sale asset on 30 June 2020 as follows:

	30 June 2020 \$
<b>Net assets</b>	
The carrying value of assets and liabilities as at 30 June 2020:	
Exploration and evaluation assets	120,326
Other receivables	1,659
Cash	9,230
Fair value adjustment to assets	42,588
Total asset held for sale	173,803
Trade creditors	(5,879)
Net assets	<b>167,924</b>
<b>Sale consideration</b>	
	30 June 2020 \$
Sale price (share issue)	150,000
Reimbursement of fees (share issue)	17,924
	<b>167,924</b>

**NOTE 13: FINANCIAL ASSETS AT FAIR VALUE THROUGH PROFIT OR LOSS**

	31 Dec 2020 \$
<b>Financial assets at fair value through profit or loss</b>	
Listed equity securities – Investment in Premier African Minerals Ltd	114,677
<b>Total</b>	<b>114,677</b>

- (i) Classification of financial assets at fair value through profit or loss  
The Group classifies its equity based financial assets at fair value through profit or loss in accordance with AASB 9. They are presented as current assets if they are expected to be sold within 12 months after the end of the reporting period; otherwise they are presented as non-current assets. Changes in the fair value of financial assets are recognised in the profit or loss as applicable.
- (ii) Amounts recognised in profit or loss  
Changes in the fair values of financial assets at fair value have been recorded through profit or loss, representing an investment loss of \$49,399 and unrealised exchange loss of \$3,848 for the period.
- (iii) Fair value measurement of financial instruments  
Financial assets and financial liabilities measured at fair value in the statement of financial position are grouped into three (3) levels of a fair value hierarchy. The three (3) levels are defined based on the observability of significant inputs to the measurement, as follows:  
Level 1: quoted prices (unadjusted) in active markets for identical assets or liabilities

**NOTE 13: FINANCIAL ASSETS AT FAIR VALUE THROUGH PROFIT OR LOSS (continued)**

Level 2: inputs other than quoted prices included within Level 1 that are observable for the asset or liability, either directly or indirectly

Level 3: unobservable inputs for the asset or liability

The following table shows the levels within the hierarchy of financial assets and liabilities measured at fair value on a recurring basis:

<b>December 2020</b>	<b>Level 1</b>	<b>Level 2</b>	<b>Level 3</b>	<b>Total</b>
	<b>\$</b>	<b>\$</b>	<b>\$</b>	<b>\$</b>
Listed equity securities	114,677	-	-	114,677
Fair value at 31 December 2020	<b>114,677</b>	<b>-</b>	<b>-</b>	<b>114,677</b>

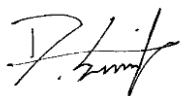
Assets and liabilities held for sale are measured at fair value on a non-recurring basis.

## Directors' Declaration

The Directors of the Company declare that:

1. The financial statements comprising the consolidated statement of profit or loss and other comprehensive income, consolidated statement of financial position, consolidated statement of changes in equity, consolidated statement of cash flows and notes to the financial statements, are in accordance with the Corporations Act 2001, including:
  - (a) complying with Accounting Standard AASB 134: Interim Financial Reporting and the Corporations Regulations 2001; and
  - (b) giving a true and fair view of the Group's financial position as at 31 December 2020 and of its performance for the half-year ended on that date.
2. In the Directors' opinion there are reasonable grounds to believe that the company will be able to pay its debts as and when they become due and payable.

This declaration is made in accordance with a resolution of the Board of Directors.



Don Smith  
Managing Director

11 March 2021  
Perth, WA

## INDEPENDENT AUDITOR'S REVIEW REPORT

To the members of Tempest Minerals Limited

### Report on the Condensed Half-Year Financial Report

#### *Conclusion*

We have reviewed the accompanying half-year financial report of Tempest Minerals Limited ("the company") which comprises the consolidated statement of financial position as at 31 December 2020, the consolidated statement of profit or loss and other comprehensive income, the consolidated statement of changes in equity and the consolidated statement of cash flows for the half-year ended on that date, notes comprising a summary of significant accounting policies and other explanatory notes, and the directors' declaration, for the Group comprising the company and the entities it controlled at the half-year end or from time to time during the half-year.

Based on our review, which is not an audit, we have not become aware of any matter that makes us believe that the half-year financial report of Tempest Minerals Limited is not in accordance with the *Corporations Act 2001* including:

- (a) giving a true and fair view of the Group's financial position as at 31 December 2020 and of its performance for the half-year ended on that date; and
- (b) complying with Accounting Standard AASB 134 *Interim Financial Reporting* and the *Corporations Regulations 2001*.

#### *Basis for conclusion*

We conducted our review in accordance with ASRE 2410 *Review of a Financial Report Performed by the Independent Auditor of the Entity*. Our responsibilities are further described in the *Auditor's responsibilities for the review of the financial report* section of our report. We are independent of the company in accordance with the auditor independence requirements of the *Corporations Act 2001* and the ethical requirements of the Accounting Professional and Ethical Standards Board's APES 110 *Code of Ethics for Professional Accountants (including Independence Standards)* (the Code) that are relevant to our audit of the annual financial report in Australia. We have also fulfilled our other ethical responsibilities in accordance with the Code.

#### *Material uncertainty related to going concern*

We draw attention to Note 1 in the financial report, which indicates that a material uncertainty exists that may cast significant doubt on the Group's ability to continue as a going concern. Our conclusion is not modified in respect of this matter.

#### *Directors' responsibility for the half-year financial report*

The directors of the company are responsible for the preparation of the half-year financial report that gives a true and fair view in accordance with Australian Accounting Standards and the *Corporations Act 2001* and for such internal control as the directors determine is necessary to enable the preparation of the half-year financial report that gives a true and fair view and is free from material misstatement, whether due to fraud or error.

**hlb.com.au**

**HLB Mann Judd (WA Partnership) ABN 22 193 232 714**

Level 4, 130 Stirling Street, Perth WA 6000 / PO Box 8124 Perth BC WA 6849

**T:** +61 (0)8 9227 7500 **E:** mailbox@hlbwa.com.au

Liability limited by a scheme approved under Professional Standards Legislation.

HLB Mann Judd (WA Partnership) is a member of HLB International, the global advisory and accounting network.

#### *Auditor's responsibility*

Our responsibility is to express a conclusion on the half-year financial report based on our review. We conducted our review in accordance with Auditing Standard on Review Engagements ASRE 2410 *Review of a Financial Report Performed by the Independent Auditor of the Entity* in order to state whether, on the basis of the procedures described, we have become aware of any matter that makes us believe that the half-year financial report is not in accordance with the *Corporations Act 2001* including: giving a true and fair view of the Group's financial position as at 31 December 2020 and its performance for the half-year ended on that date; and complying with Accounting Standard AASB 134 *Interim Financial Reporting* and the *Corporations Regulations 2001*. As the auditor of the company, ASRE 2410 requires that we comply with the ethical requirements relevant to the audit of the annual financial report.

A review of a half-year financial report consists of making enquiries, primarily of persons responsible for financial and accounting matters, and applying analytical and other review procedures. A review is substantially less in scope than an audit conducted in accordance with Australian Auditing Standards and consequently does not enable us to obtain assurance that we would become aware of all significant matters that might be identified in an audit. Accordingly, we do not express an audit opinion.

#### *Independence*

In conducting our review, we have complied with the independence requirements of the *Corporations Act 2001*.



**HLB Mann Judd**  
**Chartered Accountants**

**Perth, Western Australia**  
**11 March 2021**



**L Di Giallonardo**  
**Partner**