

For personal use only



# **TIETTO MINERALS LIMITED**

Australian Company Number 143 493 118

**INTERIM FINANCIAL REPORT  
FOR THE HALF-YEAR ENDED 31 DECEMBER 2020**



# TIETTO MINERALS LIMITED

Australian Company Number 143 493 118

## CORPORATE DIRECTORY

### Board of Directors

Francis Harper	Non-executive Chairman
Caigen Wang	Managing Director
Mark Strizek	Executive Director
Hanjing Xu	Non-executive Director
Paul Kitto	Non-executive Director

### Company Secretary

Matthew Foy

### Registered Office

Level 3, 88 William Street  
Perth WA 6000  
Telephone: + 61 8 9486 4036  
Facsimile: +61 8 9486 4799

Website: [www.tietto.com](http://www.tietto.com)

### Compliance Manager

FT Corporate Pty Ltd  
104 Colin St  
West Perth WA 6005

### Share Registry

Automic Pty Ltd  
Level 5  
126 Phillip Street  
Sydney NSW 2000

### Australian Solicitors to the Company

Allion Partners Pty Limited  
Level 9, 863 Hay Street  
Perth WA 6000

### Auditor

BDO Audit (WA) Pty Ltd  
38 Station St  
Subiaco WA 6008

### ASX ticker code

TIE

For personal use only



# TIETTO MINERALS LIMITED

Australian Company Number 143 493 118

## CONTENTS

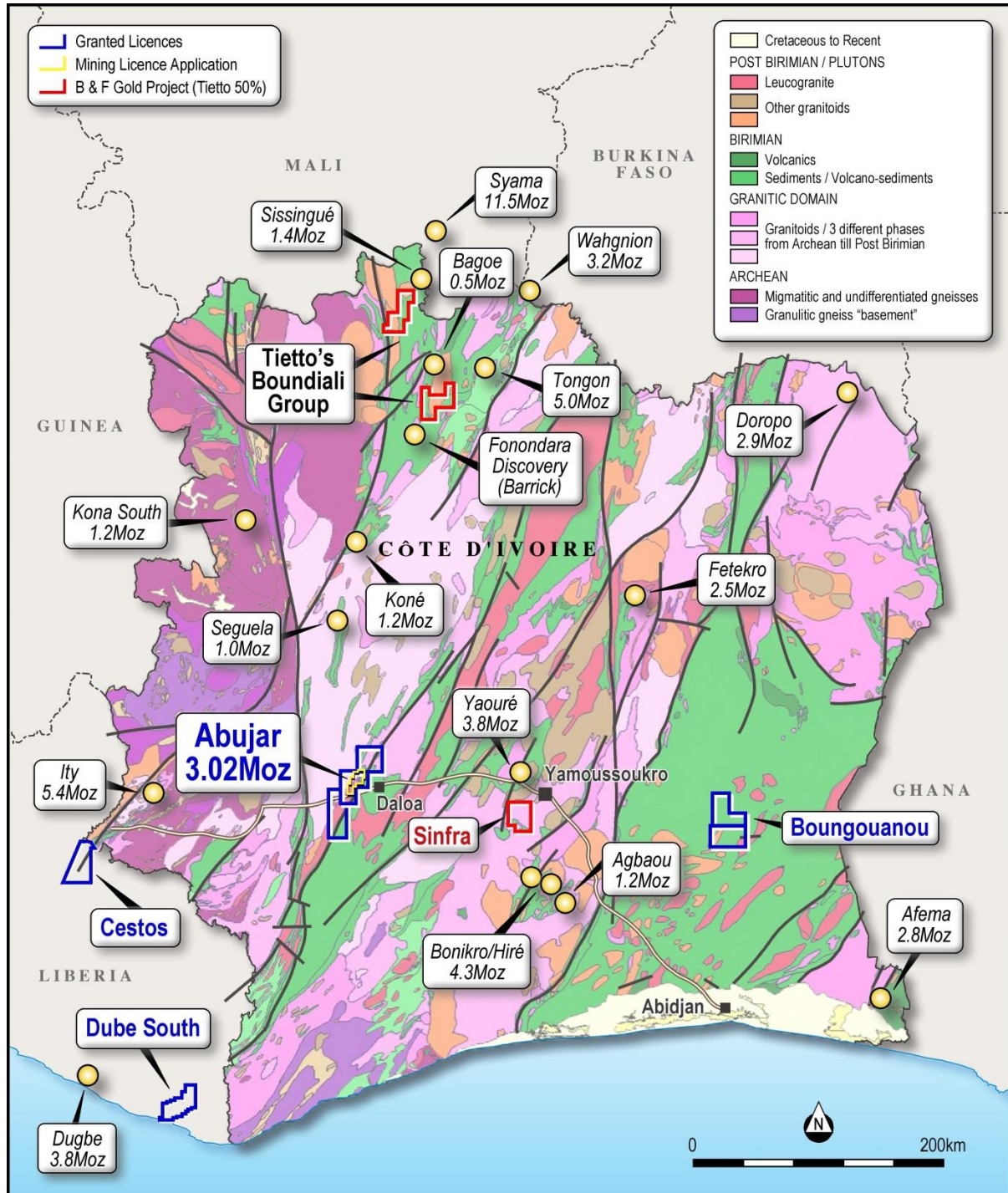
## PAGE

Review of Operations	1
Directors' Report	22
Auditor's Independence Declaration	24
Auditor's Review Report	25
Directors' Declaration	27
Consolidated Statement of Profit of Loss and Other Comprehensive Income	28
Consolidated Statement of Financial Position	29
Consolidated Statement of Changes in Equity	30
Consolidated Statement of Cash Flows	31
Notes to the Consolidated Interim Financial Statements	32

For personal use only

**TIETTO MINERALS LIMITED**  
**A.C.N.143 493 118**  
**REVIEW OF OPERATIONS**

West African gold developer and explorer Tietto Minerals Limited (ASX: TIE) (**Tietto** or the **Company**) is pleased to report on its activities for the December 2020 half year. The principal activities of the Group during the period was gold exploration in West Africa, specifically in Cote d'Ivoire and Liberia.



**Figure 1: Location of Tietto's projects in West Africa**

### **Abujar Gold Project, Côte d'Ivoire**

During the Period Tietto completed its resource drilling campaign at Abujar with four diamond drill rigs of its own fleet of total six diamond drill rigs, completing over 61,000m of diamond drilling for the 3<sup>rd</sup> resource update. This led the Company to extend the assay cut-off for the 2020 resource update (previously expected in September) to ensure that all assays, including 16 additional holes at AG could be incorporated into the Resource Estimate update which was released on 26<sup>th</sup> October. Tietto's diamond drill fleet has continued to achieve record metre production rates throughout the COVID-19 pandemic with 8,520 metres and 8,724 metres of core drilled in July and August. Tietto's resource update includes results from drilling at:

- AG – Extending high-grade core
- AG South – Shallow high-grade gold mineralisation directly south of AG
- APG – Extension to shallow resources - 7km south of AG
- GGL (from AG to Gamina) – Directly north of AG with extensive artisanal workings.

### **Abujar Project – 3<sup>rd</sup> Mineral Resource Update**

There has been significant growth in gold resources at Tietto's Abujar Gold Project with the 3<sup>rd</sup> mineral resource update being delivered during the Period. This latest snapshot shows that resources have grown across all deposits making up the Abujar Gold Project.

At the AG Deposit, a further 490Koz have been added to deliver 49.6Mt at 1.5 g/t Au for 2.3Moz of contained gold (**Table 1**). AG now hosts more gold than the previous Mineral Resource Estimate which was delivered in November 2019.

AG's high-grade core has increased to 22.8Mt at 2.2 g/t Au for 1.60Moz of contained gold. This is the centrepiece of the proposed mine development, delivering high-grade feedstock from surface.

Tietto also increased gold resources at APG and delivered a maiden resource estimate at South Gamina, both located on the main Abujar Shear and within 10km of our proposed mill next to AG's high-grade core. Global gold resources now stand at 81.2Mt at 1.2 g/t Au for 3.02Moz of contained gold.

*As detailed in the Statement of Mineral Resources below, Mineral Resources by Deposit are as at October 21, 2020 Reported at 0.3 g/t Au cut off within pit shells; and 0.8 g/t Au cut off below the pit shells for AG, and 0.3 g/t to a depth of 120m and 0.8 g/t below 120m for APG, and 0.3 g/t to a depth of 120m for SG.*

**TIETTO MINERALS LIMITED**  
**A.C.N.143 493 118**  
**REVIEW OF OPERATIONS**

*Table 1: Updated Abujar Gold Project Mineral Resource*

Area	Class	Oxide			Transition			Fresh			Total		
		Quantity (Mt)	Au (g/t)	Au (Moz)	Quantity (Mt)	Au (g/t)	Au (Moz)	Quantity (Mt)	Au (g/t)	Au (Moz)	Quantity (Mt)	Au (g/t)	Au (Moz)
AG	Indicated	0.2	1.3	0.006	0.7	1.2	0.029	23.2	1.6	1.207	24.1	1.6	1.24
	Inferred	0.6	1.2	0.024	2.2	1.0	0.069	22.7	1.3	0.963	25.6	1.3	1.06
	<b>Total</b>	<b>0.8</b>	<b>1.2</b>	<b>0.03</b>	<b>2.9</b>	<b>1.1</b>	<b>0.10</b>	<b>45.9</b>	<b>1.5</b>	<b>2.17</b>	<b>49.6</b>	<b>1.5</b>	<b>2.30</b>
APG	Inferred	1.2	0.6	0.02	6.3	0.6	0.13	23.5	0.7	0.54	31.0	0.7	0.70
SG	Inferred	0.04	0.7	0.00	0.1	0.8	0.00	0.4	1.6	0.02	0.5	1.4	0.02
<b>Grand Total</b>		<b>2.04</b>	<b>0.8</b>	<b>0.05</b>	<b>9.3</b>	<b>0.8</b>	<b>0.23</b>	<b>69.8</b>	<b>1.2</b>	<b>2.73</b>	<b>81.2</b>	<b>1.2</b>	<b>3.02</b>

*Abujar-Gludehi (AG) deposit*

Tietto's ongoing diamond drilling program at AG is testing the extension of the high-grade core (19.3Mt @ 2.2 g/t Au for 1.38Moz). Tietto has reported 40 high-grade gold intercepts over 50 gold gram metres within the high-grade core at AG.

During the Period Tietto announced results from drilling to test the extension of the high-grade core, including deeper drilling to test the mineralisation at depth, with five deep diamond holes (up to 650m in downhole length) completed as part of the deep AG drilling program. Results from drilling demonstrated high-grade gold mineralisation continued to 550m vertical.

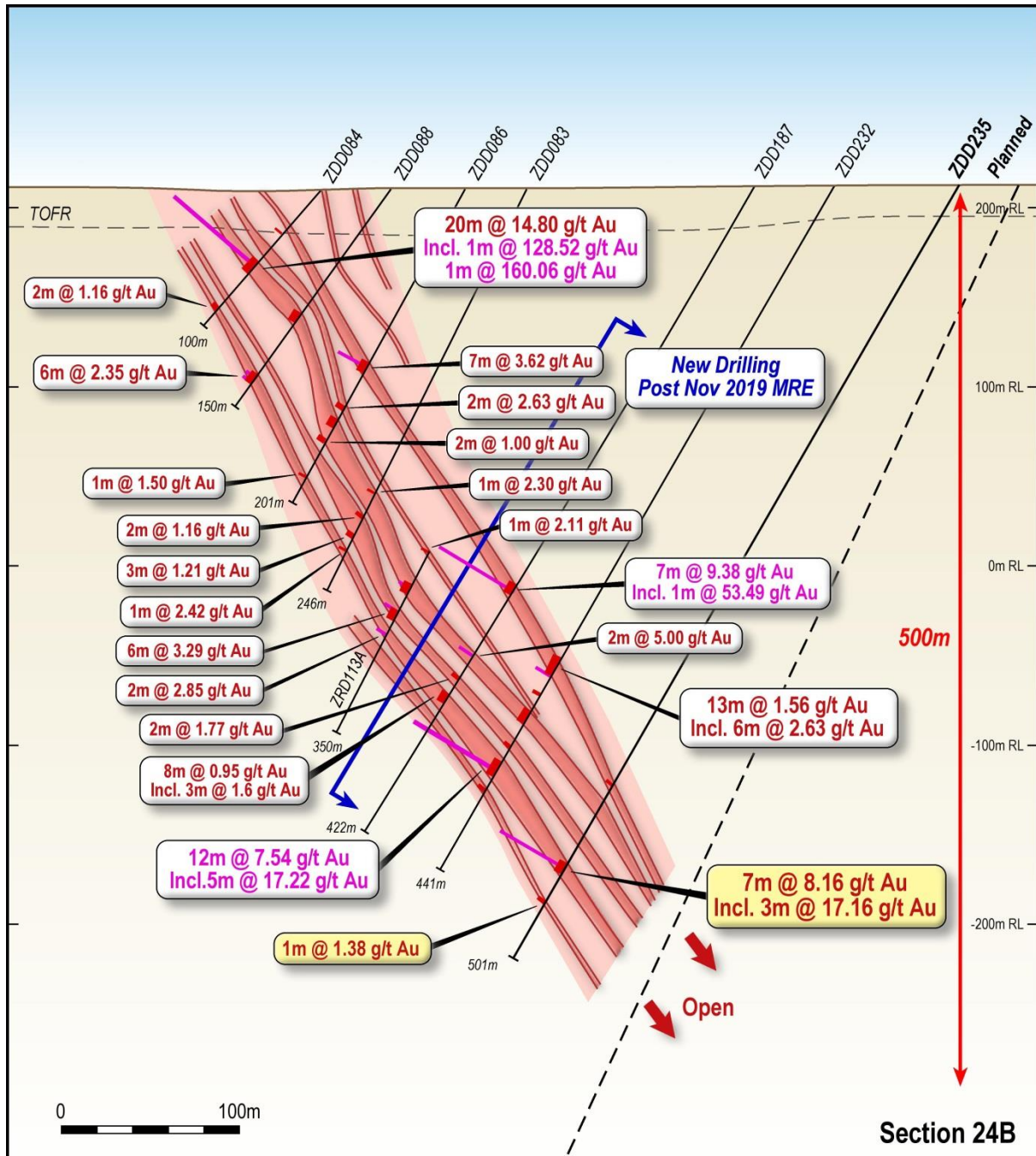
Results reported in July and August included:

- **5m @ 8.31 g/t Au from 417m; incl. 2m @ 19.94 g/t Au**
- **1m @ 35.14 g/t Au from 368m**
- **3m @ 10.78 g/t Au from 537m; incl. 1m @ 25.94 g/t Au (Figure 2)**
- **6m @ 4.47 g/t Au from 553m; incl. 2m @ 11.64 g/t Au**
- **13m @ 2.19 g/t Au from 385m; incl. 4m @ 5.13 g/t Au**
- **7m @ 3.07 g/t Au from 604m; incl. 4m @ 4.98 g/t Au**

Drill results included open-pit style, high-grade gold mineralisation on Section 25B; where new diamond drilling extended gold mineralisation down to 330m below surface, and more than 250 vertical metres below the last resource calculation on this section.

For personal use only

**TIETTO MINERALS LIMITED**  
**A.C.N.143 493 118**  
**REVIEW OF OPERATIONS**



**Figure 2: Oblique cross section showing latest drill results at AG**

Tietto reported further results from AG in September. Best intersections included:

- **21m @ 7.34 g/t Au** from 173m including (**Figure 3**):
  - o **4m @ 35.08 g/t Au** which includes **1m @ 134.48 g/t Au**
- **7m @ 2.36 g/t Au** from 208m
- **21m @ 2.03 g/t Au** from 295m; incl. **7m @ 4.53 g/t Au**

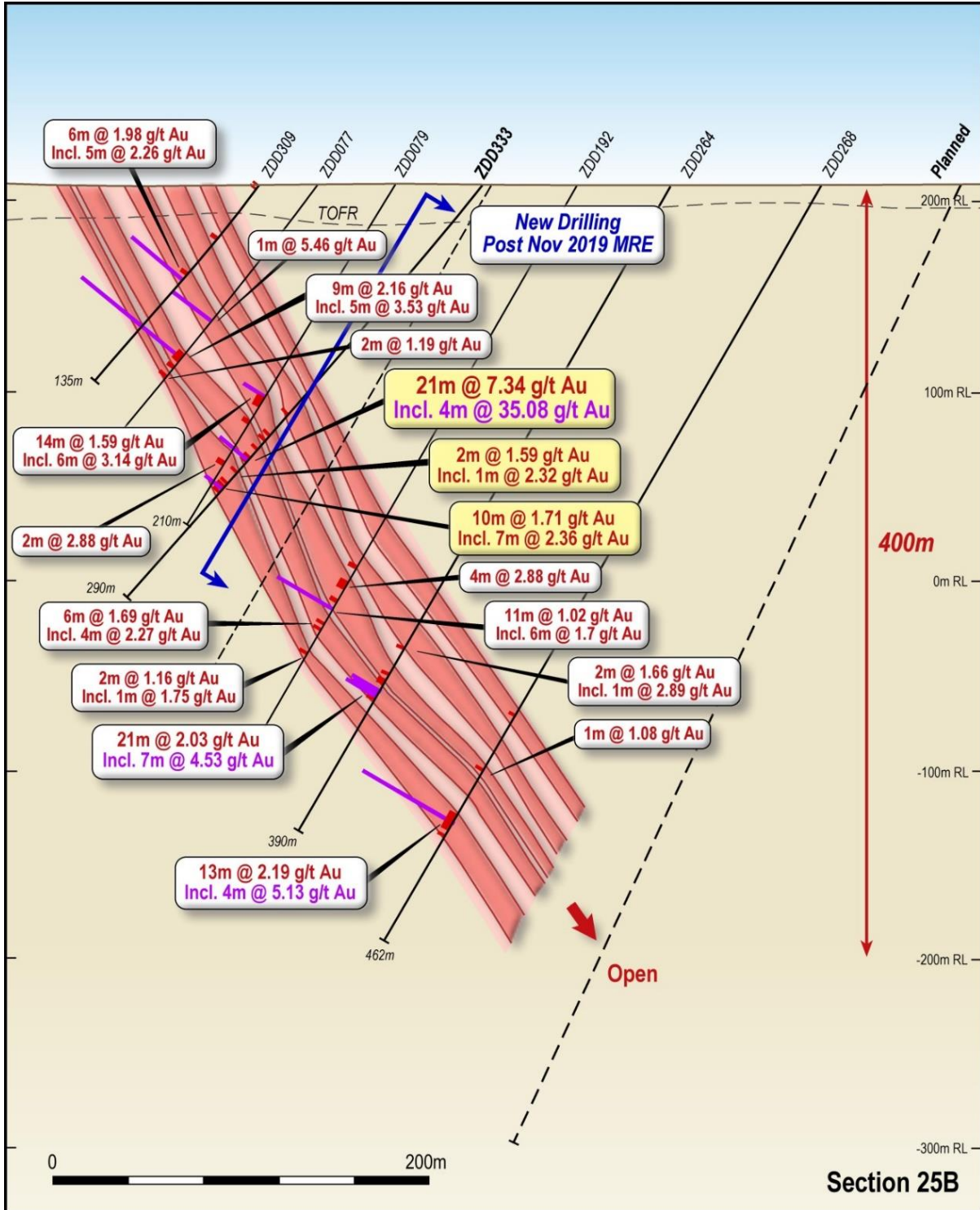


Figure 3: Oblique cross section showing latest drill results at AG

Tietto plans to drill more holes along strike at AG, as well as further step-back drilling to test the depth limits of this large, high-grade gold system.



**TIETTO MINERALS LIMITED**  
**A.C.N.143 493 118**  
**REVIEW OF OPERATIONS**

*Abujar-Gludehi South (AG South) deposit*

Tietto's ongoing diamond drilling program at AG South, as part of its resource drilling program, continued to test the strike and depth extensions 1.5km south of the high-grade AG core.

Results reported from AG South during the period included:

- **1m @ 22.21 g/t Au** from 169.0m
- **1m @ 14.51 g/t Au** from 220.0m
- **1m @ 11.69 g/t Au** from 5.0m
- **3m @ 2.8 g/t Au** from 388.0m

These results added to the shallow high-grade gold mineralisation reported earlier in 2020.

High-grade gold mineralisation remains open along strike and at depth. Tietto plans to drill more holes along strike at AG South, as well as further step-back drilling to test the depth limits of this large high-grade gold system.

*Abujar-Pischon-Golikro (APG) deposit*

Diamond drilling continued to extend gold mineralisation along strike and down dip at the APG deposit, which is 7km south of the AG deposit. Tietto's ongoing diamond drilling program at APG is designed to provide shallow open-pit gold ounces that would complement a potential high-grade, open-pit operation at AG.

Tietto reported from six holes drilled at APG in September, with results including:

- **3m @ 4.08 g/t Au** from 213.0m
- **2m @ 1.55 g/t Au** from 148.0m
- **1m @ 5.41 g/t Au** from 153.0m
- **1m @ 5.42 g/t Au** from 280.0m

Gold mineralisation remains open along strike and at depth. Tietto plans to drill more holes along strike at APG to test the depth limits of this large open gold system.

*GGL prospect*

Tietto's ongoing diamond drilling program at GGL is designed to provide shallow, open-pit gold ounces that would complement a potential high-grade open-pit operation at AG, which is located immediately to the south. After completing 21 diamond holes at GGL, Tietto reported results from the first six holes in September, with best results including:

- **1m @ 16.3 g/t Au** from 114.0m
- **2m @ 7.72 g/t Au** from 109.0m

For personal use only

**TIETTO MINERALS LIMITED**  
**A.C.N.143 493 118**  
**REVIEW OF OPERATIONS**

Gold mineralisation remains open along strike and at depth. Tietto plans to drill more holes at GGL to test the limits of this gold system beneath significant artisanal workings.

*Exploration pipeline*

Tietto will continue to deliver aggressive exploration drilling programs targeting resource growth into 2021, using its own fleet of diamond rigs which have delivered rapid resource growth at low cost.

Substantial exploration upside remains at the Abujar Gold Project, made up of three contiguous tenements (totalling 1,114km<sup>2</sup>) which cover multiple parallel gold-mineralised zones over a 70km shear structure that remains relatively untested by drilling.

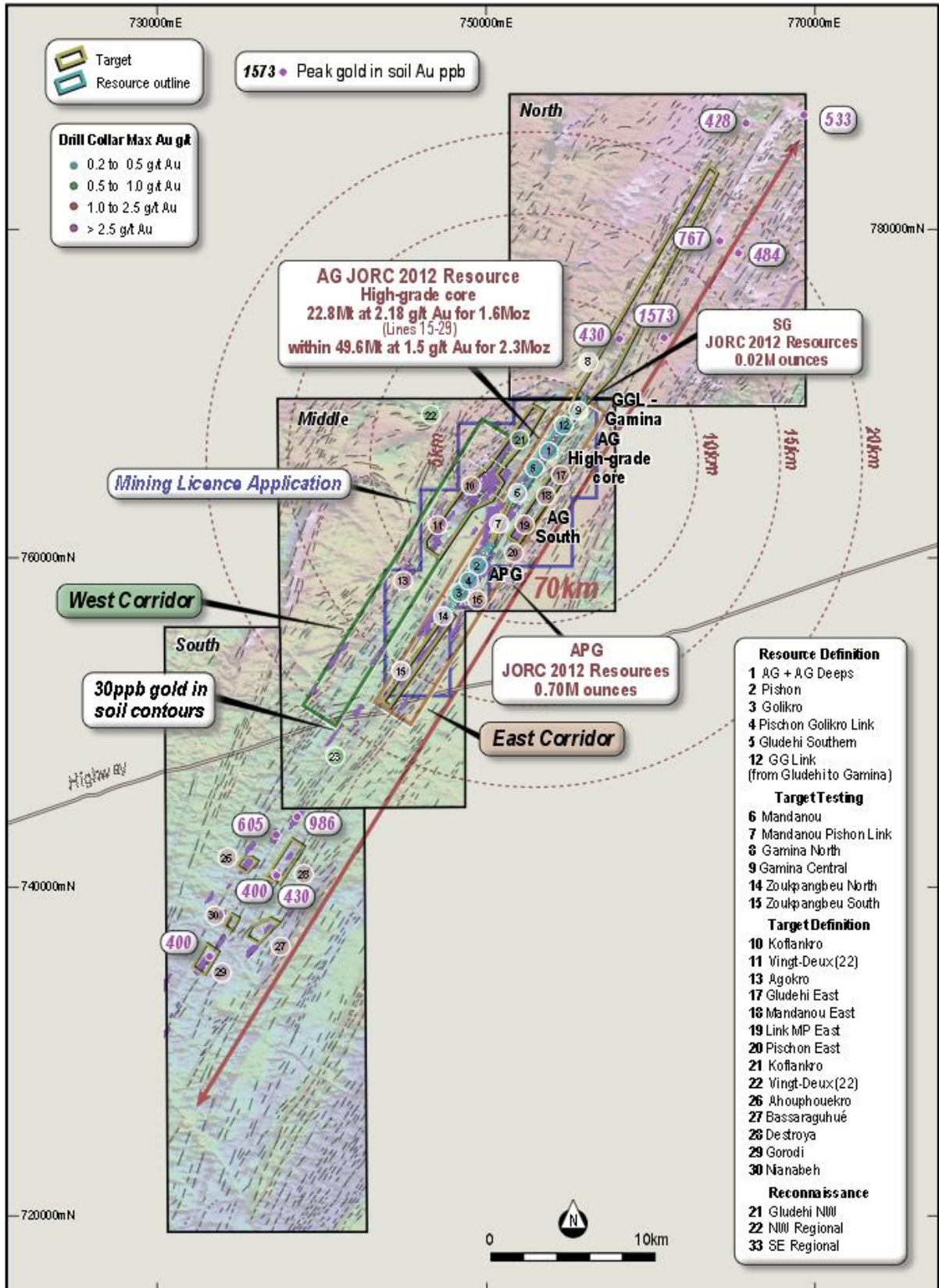
Its exploration team is planning work programs (Table 2 and Figure 4) across multiple areas in Tietto's tenements into 2021.

*Table 2: Exploration Pipeline*

<b>Tenement</b>	<b>Resource Definition</b>	<b>Target Testing</b>	<b>Target Definition</b>	<b>Reconnaissance</b>
<b>Middle</b>	1 AG + AG Deeps	6 Mandanou	10 Koflankro	21 Gludehi NW
	2 Pischon	7 Mandanou	11 Vingt-Deux (22)	22 NW regional
	3 Golikro	Pischon Link	13 Agokro	23 SE regional
	4 Pischon Golikro Link	8 Gamina North	16 Potoco	
	5 AG South	9 Gamina Central	17 Gludehi East	
	12 GGLink (from Gludehi to Gamina)	14 Zoukpangbeu North	18 Mandanou East	
		15 Zoukpangbeu South	19 Link MP East	
			20 Pischon East	
<b>North</b>			24 Gamina North	
			25 Gamina South	
<b>South</b>			26 Ahouphouekro	
			27 Bassaraguhé	
			28 Detroya	
			29 Gorodi	
			30 Nianabeh	

For personal use only

**TIETTO MINERALS LIMITED**  
**A.C.N.143 493 118**  
**REVIEW OF OPERATIONS**



**Figure 4: Abujar Gold Project's three tenements with multiple deposits and drilling targets**



*Figure 5: Artisanal workings at Gamina North (photo taken in December 2014 (right) and June 2017 (left))*

### **Metallurgical Testwork**

In July Tietto announced highly encouraging results from grind size optimisation testwork completed on diamond drill core from AG. It demonstrated highly favourable characteristics for low-cost processing including:

- Grind size testwork demonstrated excellent gold recoveries at coarse grind sizes ranging from 96% (180  $\mu\text{m}$ ) to 98% (106  $\mu\text{m}$ ) for fresh ore.
- A high-level evaluation to determine optimum economic grind size confirmed optimum grind sizes of between 106 and 150  $\mu\text{m}$ , demonstrating potential use of a simple single-stage crusher with SAG mill circuit (SSAG).

During the Period, Tietto completed detailed metallurgical testwork necessary for delivery of a Pre-Feasibility Study (**PFS**) in Q1 2021.

Table 3 below summarises the metallurgical testing results. Tietto is currently undertaking further metallurgical testwork with samples from depth of potential future open pit and satellite pits to cover the entire proposed initial mine life of the future Abujar Gold Mine and will report on progress as results become available.

**TIETTO MINERALS LIMITED**  
**A.C.N.143 493 118**  
**REVIEW OF OPERATIONS**

Process	Material	AG Deposit <sup>(1)</sup>	Other Projects <sup>(2)</sup>	
<b>Gold Recovery<sup>(3)</sup></b>	Gravity	Oxide	64.4%	5% - 30%
		Trans	82.6%	15% - 40%
		Fresh	83.6%	38%
	CIL	Oxide	98.5%	90% - 95%
		Trans	99.5%	83% - 95%
		Fresh	99.1%	90% - 95%
<b>Bond Abrasion Index (Ai)</b>	Oxide	0.02	0.003 - 0.08	
	Trans	0.06	0.17 - 0.28	
	Fresh	0.28	0.24 - 0.46	
<b>Bond Rod Mill Work Index (Rw i)</b>	Oxide	*	3.7 – 8.63	
	Trans	8.5	16.6 – 19.1	
	Fresh	13.17	19.4 – 22.1	
<b>Bond Ball Mill Work Index (Bw i)</b>	Oxide	*	5.4 – 6.1	
	Trans	8.95	14.7 – 16.23	
	Fresh	12.02	17.78 – 18.9	

**Table 3: Detailed metallurgical testing results for PFS**

1. ASX release 9 April 2020
2. Various NI 43-101 FS 2015 – 2019 (CDV, PRU, WAF)
3. ASX release 14 May 2020 and 9 July 2020

### **Mining Licence Granted**

During Q2 in CY2021 Tietto lodged a mining licence application for its Abujar Project which the Côte d'Ivoire's Le Ministère des Mines, du Pétrole et de l'Énergieh (Ministry of Mines, Petroleum and Energy) granted in December 2020. The Mining Licence (Exploitation Permit) covers an area of 120.36km<sup>2</sup>, which hosts the 3.02Moz Abujar gold resource. The licence paves the way for development of Abujar as West Africa's next gold mine.

Following the Mining Licence application, Tietto's Country Management team, environmental consultants and geological team met with local community leaders, landowners and farmers. These formal meetings were arranged by the Government to allow Tietto to provide interested parties with information on the proposed open pit mine development at Abujar.

The following fundamental steps were completed during the Period:

- Official presentation of the Abujar Gold Project to Daloa political and administrative authorities (23<sup>rd</sup> July).

**TIETTO MINERALS LIMITED**  
**A.C.N.143 493 118**  
**REVIEW OF OPERATIONS**



- Presentation to local communities in the project areas (26<sup>th</sup> July).



- Official site visit by Ministry of Mines (29<sup>th</sup> August).



- Community opinion poll carried out on 31 August.

For personal use only

**TIETTO MINERALS LIMITED**  
**A.C.N.143 493 118**  
**REVIEW OF OPERATIONS**



**ESIA Approval**

A one day conference for the Environmental and Social Impact Assessment (**ESIA**) study presentation and approval conference was held at the Pullman Hotel in Abidjan on 5<sup>th</sup> October with approval announced by the Minister of Environment Ministry late in the day following a panel review meeting.



**TIETTO MINERALS LIMITED**  
**A.C.N.143 493 118**  
**REVIEW OF OPERATIONS**

Tietto, through its 90% owned subsidiary Tiebaya Gold Sarl received a formal approval letter for the ESIA on 23<sup>rd</sup> October and subsequently announced on 28<sup>th</sup> October.

The ESIA is associated with our Exploitation (Mining) Permit application which covers an area of 120.36km<sup>2</sup>. The Board of Tietto wishes to thank the ESIA study teams led by EnviTech for their professionalism and work ethic in completing the program during the COVID-19 pandemic.

Tietto is now working with the Ivorian Government to agree on terms and conditions for the Abujar Gold Project Mining Convention which is expected to be finalised in early H2 CY2021. The Mining Convention sets guidelines and criteria for mining operations and business practice during the mining licence tenure.

### **Early Works**

Tietto's Board has approved US\$2.5 million of expenditure to complete early site works at Abujar, including site access upgrade, existing camp improvement and new mining camp material preparation, power line corridor survey, purchase of long-lead items required for mine development while working towards completion of the Abujar PFS in early 2021.

The Company is well positioned to advance its dual strategy in 2021:

- **Aggressively exploring to drive rapid resource growth:**
  - New 70,000m diamond drilling program using Tietto's DD rigs drilling at US\$35/m
  - Drill testing 8.5km of fertile Abujar main shear along strike from AG and APG
  - Drill testing high priority regional targets
  - Artisanal workings dotted along 70km mineralised corridor
- **Fast tracking development of the Abujar Gold Project:**
  - Côte d'Ivoire – premier mining investment destination
  - Growing 3.02 million ounce gold open pit opportunity
  - Feasibility study underway - PFS in Q1 2021 and DFS expected Q3 2021
  - Clear pathway to development – mining licence granted and ESIA approved, and COO appointed in January 2021
  - Positioned to deliver on project milestones with over A\$57M in cash.

### **COVID-19**

Tietto's exploration activities continued at site and there have been no cases of COVID-19 infection reported by any of the Company's employees during the Period.

Regular shipments of supplies and fuel are being received at site. Tietto is prepared for any interruption in freight movement and maintains stockpiles of supplies, fuel and drilling consumables on site.



**TIETTO MINERALS LIMITED**  
**A.C.N.143 493 118**  
**REVIEW OF OPERATIONS**

The Company through its wholly-owned subsidiary has been working closely with local communities in fighting the COVID-19 pandemic and made a 5,000,000XOF (~A\$12,300) donation to an Ivorian food bank in June (see **Figure 6**).



*Figure 6: Tietto's five million XOF donation to Ivorian food bank*

In supporting communities dealing with the COVID-19 pandemic, the Company also donated general supplies such as rice, cooking oils, sanitisers etc. to the villages within the Abujar Project (**Figure 7**).



*Figure 7: Donations of food stuffs to local communities*

## **LIBERIA PROJECTS**

Tietto resumed field exploration activities in its two fully owned gold exploration projects in Liberia (Figure 8) after the COVID-19 pandemic eased and domestic lockdown lifted in Liberia.

The focus of field work was on finalising diamond drilling target definition and building access roads, equipment (including diamond drill rig) and logistic mobilisation for maiden diamond drilling to commence in Q1 2021.



*Figure 8: Access road building up at the Cestos gold project (Tietto 100%)*



*Figure 9: Exploration camp for Cestos project in Liberia*

## **CORPORATE**

### **Share Placement and Share Purchase Plan completed**

In August, Tietto announced it would raise up to \$62.5 million to continue resource growth and exploration at the Company's Abujar Gold Project. It received binding commitments for an underwritten placement of \$45.0 million and a further non-underwritten placement of

**TIETTO MINERALS LIMITED**  
**A.C.N.143 493 118**  
**REVIEW OF OPERATIONS**

\$12.5 million through the issue of approximately 92.7 million fully paid ordinary shares at \$0.62 per share to raise a total of \$57.5 million. It also announced a share purchase plan (**SPP**) to raise up to \$5 million on the same terms as the placements.

Settlement of the Placement occurred in two tranches:

- In Tranche 1, the Company issued 35,200,000 Placement Shares (\$21.8 million) pursuant to Listing Rule 7.1. No shareholder approval was required for the issue of these shares.
- In Tranche 2, the Company issued 55,773,411 million Placement Shares (approx. \$34.6 million) following receipt of shareholder approval at a general meeting on 10 September 2020.

In addition to the Placement, Mr Hanjing Xu, a Non-Executive Director of Tietto agreed to subscribe to \$730,000 worth of shares and Tietto's Chairman, Mr Francis Harper agreed to subscribe to \$270,000 worth of shares at the same price in the Placement. This also received shareholder approval at the 10 September meeting.

The SPP closed on 26 August 2020, raising \$199,000 via the issue of 320,964 shares at \$0.62 per share.

Hartleys Limited and Canaccord Genuity (Australia) Limited acted as Joint Lead Managers to the Placement and Underwriters to the underwritten \$45.0 million component of the Placement. The Placement was strongly subscribed by both domestic and international existing and new institutional investors.

Tietto will use funds for further exploration and resource drilling as well as fully funding its Pre-Feasibility Study and Definitive Feasibility Study for Abujar. Funds will also provide capital for long lead items associated with the proposed development of Abujar and for working capital.

#### **Results of AGM**

At Tietto's 2020 Annual General Meeting on 24 November 2020, all resolutions put to the meeting carried by way of a poll. Resolutions were as follows:

- Adoption of Remuneration Report.
- Re-election of Director – Mr Mark Strizek.
- Approval of Additional 10% Placement Capacity.
- Replacement Constitution.
- Issue of Director Performance Rights to – Mr Francis Harper, Dr Caigen Wang, Mr Mark Strizek, Dr Paul Kitto and Mr Hanjing Xu.

**TIETTO MINERALS LIMITED**  
**A.C.N.143 493 118**  
**REVIEW OF OPERATIONS**

**Matthew Wilcox – appointed as Chief Operating Officer**

Subsequent to the end of the Period, Tietto announced the appointment of Matthew Wilcox as its Chief Operating Officer as it progresses towards becoming West Africa's next gold producer, developing the 3.02Moz Abujar Gold Project in Cote d'Ivoire.

Mr Wilcox directly managed the construction of West African's (ASX:WAF) 300,000ozpa Sanbrado Gold Mine, which was completed in March 2020, ahead of schedule and under budget. He is highly experienced in the gold mining construction industry in West Africa, having spent the eight years working for Nord Gold, which operates nine gold mines globally, including three mines in Burkina Faso and one mine in Guinea.

Prior to his role at West African, Mr Wilcox was Project Director for the construction of Nord Gold's 4Mtpa Bissa Gold Project and 8Mtpa Bouly Gold Project, both located in Burkina Faso. He was General Manager of the 6Mtpa LEFA Gold Project in Guinea, and prior to joining West African was Project Director for the construction of the 12Mtpa Gross Gold Project in Siberia, Russia.

**Competent Persons' Statements**

*The information in this report that relates to Exploration Targets and Exploration Results is based on information compiled by Mr Mark Strizek, a Competent Person who is a Member of The Australasian Institute of Mining and Metallurgy. Mr Strizek is a non-executive director of the Company. Mr Strizek has sufficient experience that is relevant to the style of mineralisation and type of deposit under consideration and to the activity being undertaken to qualify as a Competent Person as defined in the 2012 edition of the "Australasian Code for Reporting of Exploration Results, Mineral Resources and Ore Reserves". Mr Strizek consents to the inclusion in the announcement of the matters based on his information in the form and context in which it appears. Additionally, Mr Strizek confirms that the entity is not aware of any new information or data that materially affects the information contained in the ASX releases referred to in this report.*

*The information in this report that relates to Mineral Resources is based on information evaluated by Mr Jeremy Clark who is a Member of The Australasian Institute of Mining and Metallurgy (MAusIMM) and who has sufficient experience relevant to the style of mineralisation and type of deposit under consideration and to the activity which he is undertaking to qualify as a Competent Person as defined in the 2012 edition of the "Australasian Code for Reporting of Exploration Results, Mineral Resources and Ore Reserves". Mr Clark is an associate of RPM and he consents to the inclusion of the estimates in the report of the Mineral Resource in the form and context in which they appear. The Company confirms that all material assumptions and technical parameters underpinning the estimates in continue to apply and have not materially changed. The Company confirms that the form and context in which the RPM Global's findings are presented have not been materially modified.*

**TIETTO MINERALS LIMITED**  
**A.C.N.143 493 118**  
**REVIEW OF OPERATIONS**

**Appendix A – Schedule of Tenements as at 31 December 2020**

Tenement ID	Status	Interest at beginning of quarter	Interest acquired or disposed	Interest at end of quarter
-------------	--------	----------------------------------	-------------------------------	----------------------------

**Côte d'Ivoire**

<b>Mining</b>				
Abujar Middle <sup>3</sup> – Mining	Granted	85%	85%	85%
<b>Exploration</b>				
Abujar North <sup>1</sup> (Zahibo License)	Granted	15%	0%	15%
Abujar Middle <sup>2</sup> (Zoukougbeu License)	Granted	90%	0%	90%
Abujar South (Issia License)	Granted	100%	0%	100%
Bongouanou North	Granted	50%	0%	50%
Bongouanou South	Granted	50%	0%	50%
Two Boundiali tenements	In application			

1. Tietto has the right to acquire up to a 80% interest in the Abujar North Exploration License.
2. Tietto has 90% share capital of Tiebaya Gold which holds 100% interest of the Abujar Middle Exploration License
3. Tietto has 85% interest in the newly granted mining licence according to its JV agreement with local partners. However, this has been increased to 88% as per ASX announcement on 3<sup>rd</sup> February 2021.

**Liberia**

Dude South	Granted	100%	0%	100%
Cestos Project	Granted	100%	0%	100%

For personal use only

### **Abujar Gold Project, Côte d'Ivoire**

The Abujar Gold Project is located approximately 30km from the major regional city of Daloa in central western Côte D'Ivoire. It is close to good regional and local infrastructure to facilitate exploration and development being only 15km from nearest tarred road and grid power.

The Abujar Gold Project is comprised of three contiguous exploration tenements, Middle, South and North tenement, with a total land area of 1,114km<sup>2</sup>, of which less than 10% has been explored. It features an NNE-orientated gold corridor over 70km striking across three tenements.

In December 2020, a gold exploitation (mining) licence within the Abujar Middle exploration tenement was granted. The mining tenement covers an area of 120.36km<sup>2</sup>.

Tietto is well placed to grow its resource inventory. It has substantially advanced the project since starting exploration in mid-2015 with the identification of 3.02 million ounces Indicated and Inferred JORC 2012 Mineral Resources and has completed metallurgical test work and is currently undertaking feasibility studies with a PFS expected to be released in Q1 2021.

#### **JORC Statement of Mineral Resources**

Results of the independent Mineral Resources estimate for the Project are tabulated in the Statement of Mineral Resources below, which are reported in line with the requirements of the 2012 JORC Code; as such the Statement of Mineral Resources is suitable for public reporting. The Statement of Mineral Resources shown in **Table 2**.

Within AG, the Mineral Resource is reported at a cut-off grade of 0.3 Au g/t within a pit shell at a gold price of 2,000 USD per troy ounce, and 0.8 Au g/t below the pit. The cut-off grades were based on estimated mining and processing costs and recovery factors of similar projects in Cote d'Ivoire as detailed in JORC Table 1. It is highlighted that while a 2,000 USD per ounces pit shell was utilised the cut-off grades were estimated based on the gold price of 1,881 USD per troy ounce which is 1.25 times the consensus forecast as of September, 2020.

Within APG due to the shallow nature of mineralisation (maximum depth 250m) and Inferred classification the resource was reported with a changing cut-off grade at depth. This was due to the increased costs of potential mining and likely requirement to haul material to the plant at AG. The resource is reported using a 0.3 g/t cut off to a depth of 120m and a 0.8 g/t cut off below 120m at APG. Similarly, the South Gamina Resource was reported to a depth of 120m and not reported at depths below 120m.

**Table 2: Statement of Mineral Resources by Deposit as at October 21, 2020 Reported at 0.3 g/t Au cut off within pit shells; and 0.8 g/t Au cut off below the pit shells for AG, and 0.3 g/t to a depth of 120m and 0.8 g/t below 120m for APG, and 0.3 g/t to a depth of 120m for SG**

**TIETTO MINERALS LIMITED**  
**A.C.N.143 493 118**  
**REVIEW OF OPERATIONS**

Area	Class	Oxide			Transition			Fresh			Total		
		Quantity (Mt)	Au (g/t)	Au (Moz)	Quantity (Mt)	Au (g/t)	Au (Moz)	Quantity (Mt)	Au (g/t)	Au (Moz)	Quantity (Mt)	Au (g/t)	Au (Moz)
AG	Indicated	0.2	1.3	0.006	0.7	1.2	0.029	23.2	1.6	1.207	24.1	1.6	1.24
	Inferred	0.6	1.2	0.024	2.2	1.0	0.069	22.7	1.3	0.963	25.6	1.3	1.06
	<b>Total</b>	<b>0.8</b>	<b>1.2</b>	<b>0.03</b>	<b>2.9</b>	<b>1.1</b>	<b>0.10</b>	<b>45.9</b>	<b>1.5</b>	<b>2.17</b>	<b>49.6</b>	<b>1.5</b>	<b>2.30</b>
APG	Inferred	1.2	0.6	0.02	6.3	0.6	0.13	23.5	0.7	0.54	31.0	0.7	0.70
SG	Inferred	0.04	0.7	0.00	0.1	0.8	0.00	0.4	1.6	0.02	0.5	1.4	0.02
<b>Grand Total</b>		<b>2.04</b>	<b>0.8</b>	<b>0.05</b>	<b>9.3</b>	<b>0.8</b>	<b>0.23</b>	<b>69.8</b>	<b>1.2</b>	<b>2.73</b>	<b>81.2</b>	<b>1.2</b>	<b>3.02</b>

**Note:**

1. *The Mineral Resources has been compiled under the supervision of Mr. Jeremy Clark who is an associate of RPM and a Registered Member of the Australian Institute of Mining and Metallurgy. Mr. Clark has sufficient experience that is relevant to the style of mineralisation and type of deposit under consideration and to the activity that he has undertaken to qualify as a Competent Person as defined in the JORC Code.*
2. *All Mineral Resources figures reported in the table above represent estimates at 21 October, 2020. Mineral Resource estimates are not precise calculations, being dependent on the interpretation of limited information on the location, shape and continuity of the occurrence and on the available sampling results. The totals contained in the above table have been rounded to reflect the relative uncertainty of the estimate. Rounding may cause some computational discrepancies.*
3. *Mineral Resources are reported in accordance with the Australasian Code for Reporting of Exploration Results, Mineral Resources and Ore Reserves (The Joint Ore Reserves Committee Code – JORC 2012 Edition).*
4. *The Mineral Resources have been reported at a 100% equity stake and not factored for ownership proportions.*

For personal use only

**TIETTO MINERALS LIMITED**  
**A.C.N.143 493 118**  
**REVIEW OF OPERATIONS**

The total resource at AG and APG is reported at varying cut-off grades as provided in below. However, RPM recommends that the Mineral Resource be reported using the criteria shown in **Table 2**.

It is highlighted that **Table 3** is not a Statement of Mineral Resources and does not include the use of pit shells to report the quantities rather the application of various cut off grades. As such variations with **Table 2** will occur and a direct comparison is not able to be completed.

**Table 3: AG and APG Mineral Resources at varying cut off grades**

COG	AG Indicated			AG Inferred			AG Total			APG Inferred			Combined Total		
	Quantity (Mt)	Au (g/t)	Au (Moz)	Quantity (Mt)	Au (g/t)	Au (Moz)	Quantity (Mt)	Au (g/t)	Au (Moz)	Quantity (Mt)	Au (g/t)	Au (Moz)	Quantity (Mt)	Au (g/t)	Au (Moz)
0.1	28.5	1.4	1.3	45.4	0.9	1.3	73.9	1.1	2.6	57.5	0.6	1.0	131.4	0.9	3.7
0.2	28.2	1.4	1.3	44.6	0.9	1.3	72.8	1.1	2.6	56.0	0.6	1.0	128.8	0.9	3.7
0.3	26.8	1.5	1.3	41.5	1.0	1.3	68.3	1.2	2.6	48.5	0.6	1.0	116.8	1.0	3.6
0.4	24.0	1.6	1.3	35.3	1.1	1.2	59.3	1.3	2.5	35.9	0.7	0.8	95.2	1.1	3.3
0.5	20.6	1.8	1.2	28.9	1.2	1.2	49.5	1.5	2.4	23.6	0.9	0.6	73.2	1.3	3.0
0.6	17.9	2.0	1.2	23.4	1.4	1.1	41.2	1.7	2.2	16.3	1.0	0.5	57.5	1.5	2.7
0.7	15.6	2.2	1.1	18.8	1.6	1.0	34.4	1.9	2.1	10.8	1.2	0.4	45.2	1.7	2.5
0.8	13.8	2.4	1.1	15.7	1.8	0.9	29.5	2.1	2.0	7.6	1.3	0.3	37.1	1.9	2.3
0.9	12.4	2.6	1.0	13.5	1.9	0.8	25.8	2.2	1.9	6.0	1.5	0.3	31.9	2.1	2.1
1.0	11.2	2.8	1.0	11.8	2.0	0.8	23.1	2.4	1.8	3.9	1.7	0.2	27.0	2.3	2.0
1.1	10.2	2.9	1.0	10.4	2.2	0.7	20.6	2.5	1.7	2.8	2.0	0.2	23.4	2.5	1.9
1.2	9.4	3.1	0.9	9.3	2.3	0.7	18.7	2.7	1.6	2.4	2.2	0.2	21.1	2.6	1.8
1.3	8.7	3.2	0.9	8.3	2.4	0.6	17.0	2.8	1.6	2.1	2.3	0.2	19.1	2.8	1.7
1.4	8.0	3.4	0.9	7.5	2.5	0.6	15.4	3.0	1.5	1.7	2.5	0.1	17.1	2.9	1.6
1.5	7.4	3.6	0.8	6.7	2.7	0.6	14.1	3.1	1.4	1.6	2.6	0.1	15.7	3.1	1.6
1.6	6.8	3.7	0.8	6.0	2.8	0.5	12.9	3.3	1.4	1.5	2.7	0.1	14.3	3.2	1.5
1.8	5.9	4.0	0.8	5.0	3.0	0.5	10.9	3.6	1.3	1.2	2.9	0.1	12.1	3.5	1.4
1.9	5.6	4.2	0.7	4.5	3.2	0.5	10.0	3.7	1.2	1.1	3.0	0.1	11.2	3.6	1.3
2.0	5.2	4.3	0.7	4.0	3.3	0.4	9.2	3.9	1.2	1.1	3.0	0.1	10.3	3.8	1.3
2.5	4.0	4.9	0.6	2.6	3.9	0.3	6.6	4.5	1.0	0.8	3.3	0.1	7.4	4.4	1.0
3.0	3.2	5.5	0.6	1.8	4.4	0.3	5.0	5.1	0.8	0.4	3.8	0.1	5.4	5.0	0.9





# TIETTO MINERALS LIMITED

Australian Company Number 143 493 118

## DIRECTORS' REPORT

The Directors of Tietto Minerals Limited herewith submit the interim financial report of the Company consisting of Tietto Minerals Limited ("Tietto" or "the Company") and its controlled entities ("the Group") at the end of, or during, the period of 1 July 2020 to December 2020. In order to comply with the provisions of the *Corporations Act 2001*, the Directors Report as follows:

The Company appointed Mr Matthew Wilcox as Chief Operating Officer effective from 18 January 2021.

## DIRECTORS

The names of the Directors of the Company who have held office during and since the end of the half-year period and until the date of this report are noted below. Directors were in office for the entire period unless otherwise noted.

Francis Harper	Non-Executive Chairman (appointed 19 July 2017)
Caigen Wang	Managing Director (appointed on 5 May 2010)
Mark Strizek	Non-Executive Director from 19 July 2017, Executive Director from (1 January 2020)
Hanjing Xu	Non-Executive Director (appointed 4 August 2017)
Paul Kitto	Non-Executive Director (appointed 22 January 2019)

## COMPANY SECRETARY

Matthew Foy was the company secretary of Tietto during and since the end of the half-year period until the the date of this report.

## PRINCIPAL ACTIVITIES

The principal activities of the Group are gold explorations in West Africa, specifically in Côte d'Ivoire and Liberia.

## REVIEW OF OPERATIONS

A review of the Group's exploration projects and activities during the period is discussed in the Review of Operations included in this report on pages 1 to 21.

The loss of the Group after income tax for the half-year ended 31 December 2020 was \$9,193,083 (half-year ended 31 December 2019: \$4,958,824).

## EVENTS SUBSEQUENT TO REPORTING DATE

On 18 January 2021, the Company appointed Mr Matthew Wilcox as Chief Operating Officer. On 18 January 2021, the Company issued 1,625,000 shares following the conversion of 1,625,000 options, exercisable at \$0.20 and with an expiry date of 31 December 2021, raising \$325,000.

On 3 February 2021, the Company announced that it has increased its interest in the Abujar Gold Project's Mining Licence, located at the Abujar Middle Tenement. The tenement is held 100% by Tiebaya Gold Sarl (Tiebaya Gold) in which the Company holds a 90% interest and joint venture partners Mr Henri Bamba and Mr Yao N'Kanza (B&F) holding a 5% interest each. Pursuant to the Ivorian Mining Code, Tiebaya Gold is required to incorporate a new Ivorian company to hold the Abujar Gold Project Mining Licence in which the Ivorian Government will hold a 10% free carried interest. This would reduce Tietto's interest from 90% to 85% with B&F reducing (collectively) to 5%. Tietto will acquire an additional 3.0% interest in the Mining Licence from B&F to increase the Company's interest from 85% to 88% in consideration for:

1. The issue of 3,750,000 ordinary shares to each of Mr Bamba and Mr N'Kanza at a deemed issue price of \$0.62 per share (B&F Shares);
2. The issue of 2,500,000 options exercisable at \$0.62 expiring three years from the date of issue to each of Mr Bamba and Mr N'Kanza (B&F Options); and
3. Cash payment of US\$200,000 to each of Mr Bamba and Mr N'Kanza.



# TIETTO MINERALS LIMITED

Australian Company Number 143 493 118

The impact of the Coronavirus (COVID-19) pandemic is ongoing and not practicable to estimate the potential impact, positive or negative, after the reporting date. The situation is rapidly developing and is dependent on measures imposed by the Australian Government and other countries, such as maintaining social distancing requirements, quarantine, travel restrictions and any economic stimulus that may be provided.'

There has not been any other matter or circumstance occurring subsequent to the end of the financial period that has significantly affected, or may significantly affect the operations of the Group, the results of those operations, or the state of affairs of the Group in future financial periods.

## INDEPENDENCE

Section 307C of the *Corporations Act 2001* requires our auditors, BDO Audit (WA) Pty Ltd, to provide the directors of the Company with an independence declaration in relation to the review of the interim financial report. This independence declaration is set out on page 24 and forms part of this Directors' Report for the half-year ended 31 December 2020.

Signed in accordance with a resolution of directors made pursuant to section 306(3) of the *Corporations Act 2001*.

On behalf of Directors

Caigen Wang  
Director

Dated at Perth this 16th day of March 2021

For personal use only

**DECLARATION OF INDEPENDENCE BY JARRAD PRUE TO THE DIRECTORS OF TIETTO MINERALS LIMITED**

As lead auditor for the review of Tietto Minerals Limited for the half-year ended 31 December 2020, I declare that, to the best of my knowledge and belief, there have been:

1. No contraventions of the auditor independence requirements of the *Corporations Act 2001* in relation to the review; and
2. No contraventions of any applicable code of professional conduct in relation to the review.

This declaration is in respect of Tietto Minerals Limited and the entities it controlled during the period.



**Jarrad Prue**  
**Director**

**BDO Audit (WA) Pty Ltd**  
Perth, 16 March 2021

For personal use only

## INDEPENDENT AUDITOR'S REVIEW REPORT

To the members of Tietto Minerals Limited

### Report on the Half-Year Financial Report

#### Conclusion

We have reviewed the half-year financial report of Tietto Minerals Limited (the Company) and its subsidiaries (the Group), which comprises the consolidated statement of financial position as at 31 December 2020, the consolidated statement of profit or loss and other comprehensive income, the consolidated statement of changes in equity and the consolidated statement of cash flows for the half-year ended on that date, a summary of statement of accounting policies and other explanatory information, and the directors' declaration.

Based on our review, which is not an audit, we have not become aware of any matter that makes us believe that the accompanying half-year financial report of the Group does not comply with the *Corporations Act 2001* including:

- (i) Giving a true and fair view of the Group's financial position as at 31 December 2020 and of its financial performance for the half-year ended on that date; and
- (ii) Complying with Accounting Standard AASB 134 *Interim Financial Reporting* and the *Corporations Regulations 2001*.

#### Basis for conclusion

We conducted our review in accordance with ASRE 2410 *Review of a Financial Report Performed by the Independent Auditor of the Entity*. Our responsibilities are further described in the *Auditor's Responsibilities for the Review of the Financial Report* section of our report. We are independent of the Company in accordance with the auditor independence requirements of the *Corporations Act 2001* and the ethical requirements of the Accounting Professional and Ethical Standards Board's APES 110 *Code of Ethics for Professional Accountants (including Independence Standards)* (the Code) that are relevant to the audit of the annual financial report in Australia. We have also fulfilled our other ethical responsibilities in accordance with the Code.

We confirm that the independence declaration required by the *Corporations Act 2001* which has been given to the directors of the Company, would be the same terms if given to the directors as at the time of this auditor's review report.

#### Responsibility of the directors for the financial report

The directors of the Company are responsible for the preparation of the half-year financial report that gives a true and fair view in accordance with Australian Accounting Standards and the *Corporations Act 2001* and for such internal control as the directors determine is necessary to enable the preparation of the half-year financial report that gives a true and fair view and is free from material misstatement, whether due to fraud or error.

For personal use only



### **Auditor's responsibility for the review of the financial report**

Our responsibility is to express a conclusion on the half-year financial report based on our review. ASRE 2410 requires us to conclude whether we have become aware of any matter that makes us believe that the half-year financial report is not in accordance with the *Corporations Act 2001* including giving a true and fair view of the Group's financial position as at 31 December 2020 and its financial performance for the half-year ended on that date and complying with Accounting Standard AASB 134 *Interim Financial Reporting* and the *Corporations Regulations 2001*.

A review of a half-year financial report consists of making enquiries, primarily of persons responsible for financial and accounting matters, and applying analytical and other review procedures. A review is substantially less in scope than an audit conducted in accordance with Australian Auditing Standards and consequently does not enable us to obtain assurance that we would become aware of all significant matters that might be identified in an audit. Accordingly, we do not express an audit opinion.

**BDO Audit (WA) Pty Ltd**

BDO

A handwritten signature in blue ink that reads 'J Prue'.

**Jarrad Prue**

**Director**

Perth, 16 March 2021

For personal use only



# TIETTO MINERALS LIMITED

Australian Company Number 143 493 118

## DIRECTORS' DECLARATION

The directors of the Company declare that:

1. the attached financial statements and notes thereto are in accordance with the *Corporations Act 2001* including:
  - a) complying with Australian Accounting Standards, the *Corporations Regulations 2001* and other mandatory professional reporting requirements; and
  - b) giving a true and fair view of the Group's financial position as at 31 December 2020 and of its performance for the financial half-year on that date; and
2. there are reasonable grounds to believe that the Group will be able to pay its debts as and when they become due and payable.
3. the interim financial statements and notes thereto are in accordance with Accounting Standard AASB 134 which complies with Interim Financial Reporting Standards issued by the International Accounting Standards Board.

Signed in accordance with a resolution of directors made pursuant to section 303(5)(a) of the *Corporations Act 2001*.

On behalf of the Directors

Caigen Wang  
Director

Dated at Perth this 16th day of March 2021

For personal use only



# TIETTO MINERALS LIMITED

Australian Company Number 143 493 118

## CONSOLIDATED STATEMENT OF PROFIT OR LOSS AND OTHER COMPREHENSIVE INCOME FOR THE HALF-YEAR ENDED 31 DECEMBER 2020

	Notes	31-Dec-20 \$	31-Dec-19 \$
Interest income		133,293	26,928
Other income		-	3,768
Exploration expenses	3	(6,949,170)	(2,631,280)
Depreciation		(436,080)	(8,750)
Directors' remuneration		(464,184)	(268,830)
Salaries and wages		(274,252)	(248,290)
Rental expenses		(42,935)	(68,596)
Supplies		-	(708,300)
Business registration and compliance fees		(64,529)	(67,910)
Share-based payments	11	(465,003)	(421,352)
Professional and consultants fees		(145,078)	(242,326)
Net foreign exchange losses		(28,603)	(2,997)
Other expenses		(456,542)	(320,889)
<b>Loss before tax</b>		<b>(9,193,083)</b>	<b>(4,958,824)</b>
<b>Income tax expense</b>		-	-
<b>Loss for the half-year</b>		<b>(9,193,083)</b>	<b>(4,958,824)</b>
Other comprehensive loss			
<b>Items that may be reclassified to profit or loss:</b>			
Revaluation gain/(loss) of financial assets at fair value through other comprehensive income		26,000	(15,000)
Exchange gain/(loss) on translation of foreign operations		1,225,822	(7,368)
<b>Total other comprehensive profit/(loss)</b>		<b>1,251,822</b>	<b>(22,368)</b>
<b>Total comprehensive loss for the half-year</b>		<b>(7,941,261)</b>	<b>(4,981,192)</b>
<b>Loss for the half-year is attributable to:</b>			
Owners of the parent		(9,210,076)	(4,955,875)
Non-controlling interest		16,993	(2,949)
		<b>(9,193,083)</b>	<b>(4,958,824)</b>
<b>Total comprehensive loss for the half-year is attributable to:</b>			
Owners of the parent		(7,957,377)	(4,977,803)
Non-controlling interest		16,116	(3,389)
		<b>(7,941,261)</b>	<b>(4,981,192)</b>
<b>Loss per share for the year attributable to the owners of Tietto Minerals Limited:</b>		<b>\$</b>	<b>\$</b>
Basic and diluted loss per share (cents per share)		(2.30)	(1.77)

The above consolidated statement of profit and loss and other comprehensive income should be read in conjunction with the accompanying notes.

For personal use only



# TIETTO MINERALS LIMITED

Australian Company Number 143 493 118

## CONSOLIDATED STATEMENT OF FINANCIAL POSITION AS AT 31 DECEMBER 2020

	Notes	31-Dec-20 \$	30-June-20 \$
<b>CURRENT ASSETS</b>			
Cash and cash equivalents		57,202,166	11,419,259
Other assets	4	<u>275,209</u>	<u>104,710</u>
		<u>57,477,375</u>	<u>11,523,969</u>
<b>NON-CURRENT ASSETS</b>			
Plant and equipment	6	1,778,954	1,089,595
Financial assets	5	65,000	39,000
Right-of-use assets	7	<u>7,998</u>	<u>19,493</u>
		<u>1,851,952</u>	<u>1,148,088</u>
<b>TOTAL ASSETS</b>		<u>59,329,327</u>	<u>12,672,057</u>
<b>CURRENT LIABILITIES</b>			
Trade and other payables	8	574,700	591,643
Lease liability	7	<u>7,754</u>	<u>19,582</u>
		<u>582,454</u>	<u>611,225</u>
<b>TOTAL LIABILITIES</b>		<u>582,454</u>	<u>611,225</u>
<b>NET ASSETS</b>		<u>58,746,873</u>	<u>12,060,832</u>
<b>EQUITY</b>			
Issued capital	9	95,867,786	41,705,488
Reserves	10	9,086,272	7,368,569
Accumulated losses		<u>(46,242,300)</u>	<u>(37,032,225)</u>
<b>Total equity attributable to members of the company</b>		<u>58,711,758</u>	<u>12,041,832</u>
Non-controlling interests		35,116	19,000
<b>TOTAL EQUITY</b>		<u>58,746,873</u>	<u>12,060,832</u>

The above consolidated statement of financial position should be read in conjunction with the accompanying notes.





# TIETTO MINERALS LIMITED

Australian Company Number 143 493 118

## CONSOLIDATED STATEMENT OF CHANGES IN EQUITY FOR THE HALF - YEAR ENDED 31 DECEMBER 2020

	Notes	Issued capital \$	Reserves \$	Other equity \$	Accumulated losses \$	Owners of the parent \$	Non- controlling interest \$	Total \$
<b>At 1 July 2020</b>		41,705,488	7,368,569	-	(37,032,224)	12,041,833	19,000	12,060,833
<b>Net loss for the half-year</b>		-	-	-	(9,210,076)	(9,210,076)	16,993	(9,193,083)
Other comprehensive loss for the period		-	1,252,700	-	-	1,252,699	(877)	1,251,822
Total comprehensive loss		-	1,252,700	-	(9,210,076)	(7,957,377)	16,116	(7,941,261)
Transactions with owners in their capacity as owners:								
Issue of share capital (net of costs)	9	54,162,298	-	-	-	54,162,298	-	54,162,298
Share-based payments	11	-	465,003	-	-	465,003	-	465,003
		54,162,298	465,003	-	-	54,627,301	-	54,627,301
<b>At 31 December 2020</b>		<b>95,867,786</b>	<b>9,086,272</b>	<b>-</b>	<b>(46,242,300)</b>	<b>58,711,758</b>	<b>35,116</b>	<b>58,746,873</b>
<b>At 1 July 2019</b>		25,981,324	3,183,093	-	(24,537,127)	4,627,290	31,358	4,658,648
Net loss for the year		-	-	-	(12,495,097)	(12,495,097)	(13,222)	(12,508,319)
Other comprehensive income/(loss) for the year		-	567,354	-	-	567,354	864	568,218
Total comprehensive income/(loss)		-	567,354	-	(37,032,224)	(11,927,743)	(12,358)	(11,940,101)
Transactions with owners in their capacity as owners:								
<b>Issue of share capital (net of costs)</b>		15,724,164	-	-	-	15,724,164	-	15,724,164
Issue of share options		-	-	-	-	-	-	-
Share-based payments		-	3,618,122	-	-	3,618,122	-	3,618,122
		15,724,164	3,618,122	-	-	19,342,286	-	19,342,286
<b>At 30 June 2020</b>		<b>41,705,488</b>	<b>7,368,569</b>	<b>-</b>	<b>(37,032,224)</b>	<b>12,041,833</b>	<b>19,000</b>	<b>12,060,833</b>

The above consolidated statement of changes in equity should be read in conjunction with the accompanying notes.



# TIETTO MINERALS LIMITED

Australian Company Number 143 493 118

## CONSOLIDATED STATEMENT OF CASH FLOWS FOR THE HALF-YEAR ENDED 31 DECEMBER 2020

	Half-year to 31 Dec 2020	Half-year to 31 Dec 2019
	\$	\$
<b>CASH FLOWS FROM OPERATING ACTIVITIES</b>		
Payments to suppliers and employees	(2,537,418)	(2,302,771)
Payments for exploration expenses	(5,807,647)	(2,110,990)
Interest received	22,996	26,928
Receipt of government grants	50,000	-
Net cash used in operating activities	<u>(8,272,069)</u>	<u>(4,386,833)</u>
<b>CASH FLOWS FROM INVESTING ACTIVITIES</b>		
Payments for plant and equipment	<u>(1,113,944)</u>	<u>1,730</u>
Net cash (used in)/generated from investing activities	<u>(1,113,944)</u>	<u>1,730</u>
<b>CASH FLOW FROM FINANCING ACTIVITIES</b>		
Proceeds from issue of share capital (net of costs)	54,194,141	7,620,083
Proceeds from conversion of options	993,157	-
Repayment of lease liability	<u>(11,828)</u>	<u>-</u>
Net cash generated from financing activities	<u>55,175,470</u>	<u>7,620,083</u>
Net increase/(decrease) in cash and cash equivalents	45,789,457	3,234,980
Cash and cash equivalents at beginning of half-year	11,419,259	4,872,768
Effect of foreign exchange	<u>(6,550)</u>	<u>(973)</u>
Cash and cash equivalents at end of half-year	<u>57,202,166</u>	<u>8,106,775</u>

The above consolidated statement of cash flows should be read in conjunction with the accompanying notes.

For personal use only



## NOTES TO THE CONSOLIDATED INTERIM FINANCIAL STATEMENTS FOR THE HALF-YEAR ENDED 31 DECEMBER 2020

### 1. GENERAL INFORMATION

The interim financial report covers Tietto Minerals Limited as a consolidated entity consisting of Tietto Minerals Limited and the entities it controlled during the period ("the Group"). The interim financial report consists of the interim financial statements, notes to the interim financial statements and the directors' declaration. Tietto Minerals Limited is a listed public company limited by shares, incorporated and domiciled in Australia.

### 2. SIGNIFICANT ACCOUNTING POLICIES

#### Statement of compliance

This consolidated interim financial report for the half-year reporting period ended 31 December 2020 has been prepared in accordance with Australian Accounting Standard AASB 134 *Interim Financial Reporting* and the *Corporations Act 2001*, as appropriate for for-profit oriented entities. Compliance with AASB 134 ensures compliance with International Financial Reporting Standard IAS 34 *Interim Financial Reporting*.

The interim report does not include all the notes of the type normally included in an annual financial report. Accordingly, this report is to be read in conjunction with the annual report for the year ended 30 June 2020 and any public announcements made by the Company during the interim reporting period in accordance with the continuous disclosure requirements of the *Corporations Act 2001* and the ASX Listing Rules.

#### Basis of preparation

The consolidated interim financial report has been prepared on the basis of historical cost, except for the revaluation of certain non-current assets and financial instruments. Cost is based on the fair value of the consideration given in exchange for assets. All amounts are presented in Australian dollars, unless otherwise noted.

For the purposes of preparing the report, the half-year has been treated as a discrete reporting period.

#### Accounting policies and methods of computation

The accounting policies and methods of computation adopted in the preparation of the consolidated interim financial report are consistent with those adopted and disclosed in the Company's annual financial report for the financial year ended 30 June 2020. These accounting policies are consistent with Australian Accounting Standards and with International Financial Reporting Standards.

#### Significant Accounting Judgments and Key Estimates

The preparation of the consolidated interim financial report requires management to make judgements, estimates and assumptions that affect the application of accounting policies and the reported amounts of assets, liabilities, income and expenses. Actual results may differ from these estimates. Estimates and underlying assumptions are reviewed on an ongoing basis. Revisions to accounting estimates are recognised in the year in which the estimate is revised and in any future years affected.

In preparing the consolidated interim financial report, the significant judgments, estimates and assumptions made by management in applying the Group's accounting policies and the key sources of estimation uncertainty were the same as those that applied to the consolidated financial report for the year ended 30 June 2020.

Information about estimates and judgments made in applying accounting policies that have the most significant effect on the amounts recognised in the financial statements are:

- a. The fair value of share-based payments as discussed in Note 11: Share-Based Payments. The fair values of are determined using the **Trinomial Option Pricing Model** that takes into account the term of the performance rights, share price at valuation date and expected price volatility of the underlying share, the expected dividend yield and the risk-free interest rate for the term of the option and the probability and timing of achieving milestones related to the performance rights.



**NOTES TO THE CONSOLIDATED INTERIM FINANCIAL STATEMENTS  
FOR THE HALF-YEAR ENDED 31 DECEMBER 2020 (CONTINUED)**

	1-Jul-20 to 31-Dec-20	1-Jul-19 to 31-Dec-19
<b>3. EXPLORATION EXPENSES</b>		
Exploration expenses - Liberia	107,310	257,797
Exploration expenses - Côte d'Ivoire	6,817,511	2,340,781
Exploration expenses - Others	24,349	32,702
	<u>6,949,170</u>	<u>2,631,280</u>
<b>4. OTHER ASSETS</b>	<b>31-Dec-2020</b>	<b>30-Jun-2020</b>
	\$	\$
Deposits and prepayments	67,207	19,349
GST paid	80,378	24,697
Interest receivable	115,266	4,969
COVID-19 cash flow boost receivable	-	50,000
Other debtors and advances	12,358	5,695
	<u>275,209</u>	<u>104,710</u>
<b>5. FINANCIAL ASSETS AT FAIR VALUE THROUGH OTHER COMPREHENSIVE INCOME</b>		
Shares in Taruga Gold Limited (at cost)	125,000	125,000
Less: Revaluation loss	(60,000)	(86,000)
	<u>65,000</u>	<u>39,000</u>
<b>6. PLANT AND EQUIPMENT</b>	<b>31-Dec-2020</b>	<b>30-Jun-2020</b>
	\$	\$
Construction of camp	67,717	65,424
Less: Accumulated depreciation of camp	(8,122)	(7,905)
Motor vehicles (at cost)	888,250	323,720
Less: Accumulated depreciation of motor vehicles	(95,361)	(37,930)
Plant and equipment (at cost)	1,422,027	882,205
Less: Accumulated depreciation of plant and equipment	(495,557)	(135,919)
Leasehold improvements (at cost)	30,010	30,010
Less: Accumulated depreciation of leasehold improvements	(30,010)	(30,010)
Carrying amount	<u>1,778,954</u>	<u>1,089,595</u>
<b>7. LEASES</b>		
<b>Leasing Activities</b>		
The Company leases the office property in Cote d'Ivoire. The lease of the property commenced on 10 May 2019 and remains in force until 10 April 2021.		
The lease is recognised as a right-of-use asset and a corresponding liability at the date at which the leased asset is available for use by the Company. Each lease payment is allocated between the liability and finance cost. The finance cost is charged to profit or loss over the lease period as to produce a constant periodic rate of interest on the remaining balance of the liability for each period. The right-of-use asset is amortised over the shorter of the asset's useful life and the lease term on a straight-line basis.		
<b>8. TRADE AND OTHER PAYABLES</b>	<b>31-Dec-2020</b>	<b>30-Jun-2020</b>
	\$	\$
Trade payables	421,989	108,867
Other payables	35,894	77,832
Accrued expenses	116,817	314,093
Accrued drilling expenses	-	90,851
	<u>574,700</u>	<u>591,643</u>



**NOTES TO THE CONSOLIDATED INTERIM FINANCIAL STATEMENTS  
FOR THE HALF-YEAR ENDED 31 DECEMBER 2020 (CONTINUED)**

9. ISSUED CAPITAL	31-Dec-20 Number	30-Jun-20 Number	31-Dec-20 \$	30-Jun-20 \$
Ordinary shares - fully paid	453,310,456	356,664,454	104,447,270	46,850,113
Less: Capital raising costs			(8,579,484)	(5,144,625)
			<u>95,867,786</u>	<u>41,705,488</u>
<b>Movements in fully paid ordinary shares:</b>			<b>Number</b>	<b>\$</b>
On issue at 30 June 2020			356,664,454	46,850,113
Tranche 1 Capital Raising Placement on 28 Aug 2020 (a)			35,200,000	21,824,000
Tranche 2 Capital Raising Placement on 21 Sep 2020 (a)			55,773,411	34,581,000
Exercise of 186,627 Options at \$0.25 on 5 August 2020			186,627	46,657
Exercise of 1,625,000 Options at \$0.2 on 11 August 2020			1,625,000	325,000
Exercise of 100,000 Options at \$0.25 on 21 August 2020			100,000	25,000
Exercise of 40,000 Options at \$0.25 on 2 October 2020			40,000	10,000
Exercise of 500,000 Options at \$0.1725 on 15 October 2020			500,000	86,250
Exercise of 900,000 Options at \$0.1725 on 26 October 2020			900,000	155,250
Exercise of 500,000 Options at \$0.1725 on 11 November 2020			500,000	86,250
Exercise of 500,000 Options at \$0.1725 on 8 December 2020			500,000	86,250
Exercise of 1,000,000 Options at \$0.1725 on 23 December 2020			1,000,000	172,500
Capital raising by Share Purchase Plan on 1 September 2020			320,964	199,000
On issue at 31 December 2020			453,310,456	104,447,270
Less: Capital raising costs			-	(8,579,484)
Issued capital at 31 December 2020			<u>453,310,456</u>	<u>95,867,786</u>

- (a) Completion of of Tranche 1 of \$21,824,000 capital raising announced on 7 August 2020. The Tranche 2 placement comprised the issue of 55,773,411 shares at an issue price of 62c per share to raise \$34,581,000 before costs. This placement has been made following a general meeting of shareholders held on 10 September where the placement was approved. Included within Tranche 2 are 1,653,321 shares issued at 62 cents to the value of \$1,025,059 in lieu of cash payments for exploration services performed in the period.

Ordinary shares carry one vote per share and participate in dividends and the proceeds on winding up of the Company in proportion to the number of shares held.

10. RESERVES	31-Dec-20 \$	30-Jun-20 \$
Revaluation reserve for financial assets at fair value through other comprehensive income	(60,000)	(86,000)
Foreign exchange reserve	1,775,364	548,664
Share-based payment reserve (b)	8,301,010	7,836,007
Other reserve	(930,102)	(930,102)
	<u>9,086,272</u>	<u>7,368,569</u>
	<b>Number of Unlisted Options</b>	<b>Number of Performance Rights</b>
b. Movement in share-based payment reserve		<b>\$</b>
On issue at 30 June 2020	80,566,830	7,537,500
Exercise of 5,351,627 options during the period	(5,351,627)	-
Recognition of share-based payment vesting expenses for options and performance rights granted on 13 Aug 2019, issued on 28 Aug 2019 c)	-	111,880
Recognition of share-based payment vesting expenses for performance rights issued on 31 Oct 2017 c)	-	85,412
Issue of performance rights on 24 November 2020 (Note 11(a)(i))	-	11,900,000
Issue of performance rights on 22 December 2020 (Note 11(a)(ii))	-	250,000
Issue of performance rights on 10 September 2020 (Note 11(b))	-	500,000
On issue at 31 December 2020	<u>75,215,203</u>	<u>20,187,500</u>
		<u>8,301,010</u>

**NOTES TO THE CONSOLIDATED INTERIM FINANCIAL STATEMENTS  
FOR THE HALF-YEAR ENDED 31 DECEMBER 2020 (CONTINUED)**
**11. SHARE-BASED PAYMENTS**

## (a) Long Term Incentive Plan

## (i) Performance Rights issued to Directors

On 24 November 2020, the Company approved the issue 11,900,000 Performance Rights to directors and the company secretary under the Company's Long Term Incentive Plan.

The 11,900,000 Performance Rights were issued in two tranches and is subject to the following vesting conditions:

- 5,300,000 Tranche A Performance Rights, vesting upon the Volume Weighted Average Price (VWAP) of the Company's shares trading on the ASX over 20 consecutive trading days being at least \$1.00
- 6,600,000 Tranche B Performance Rights, vesting upon the Volume Weighted Average Price (VWAP) of the Company's shares trading on the ASX over 20 consecutive trading days being at least \$1.50

The value of the performance rights was determined using Trinomial pricing model and the inputs detailed below:

	Tranche A	Tranche B
Number granted	5,300,000	6,600,000
Expected volatility (%)	90	90
Risk-free interest rate (%)	0.09	0.11
Expected life of performance rights (years)	2.08	3.08
Share price at grant date (cents)	37	37
Fair value at grant date (cents)	20.20	20.65
Value attributed (\$)	1,070,600	1,362,900
Value expensed at 31 December 2020	137,511	112,167

## (ii) Performance Rights granted on 22 December 2020 to Company Secretary

The 250,000 Performance Rights were issued in two tranches and subject to the following vesting conditions:

- 100,000 Tranche A Performance Rights, upon the Volume Weighted Average Price (VWAP) of the Company's shares trading on the ASX over 20 consecutive trading days being at least \$1.00
- 150,000 Tranche B Performance Rights, upon the Volume Weighted Average Price (VWAP) of the Company's shares trading on the ASX over 20 consecutive trading days being at least \$1.50

The value of the performance rights was determined using Trinomial pricing model and the inputs detailed below:

	Tranche A	Tranche B
Number granted	100,000	150,000
Expected volatility (%)	100	102
Risk-free interest rate (%)	0.09	0.11
Expected life of performance rights (years)	2	3
Share price at grant date (cents)	36	36
Fair value at grant date (cents)	25.68	25.96
Value attributed (\$)	25,680	38,940
Value expensed at 31 December 2020	352	355

**NOTES TO THE CONSOLIDATED INTERIM FINANCIAL STATEMENTS  
FOR THE HALF-YEAR ENDED 31 DECEMBER 2020 (CONTINUED)**
**11. SHARE-BASED PAYMENTS (CONTINUED)**

## (b) Performance rights issued to director granted on 10 September 2020

On 10 September 2020, the Company approved the issue 500,000 performance rights to a director.

The 500,000 performance rights were issued in two tranches and subject to the following vesting conditions:

- 250,000 performance rights convertible into ordinary shares upon the Company achieving an aggregate of at least 3.0M oz with cut-off grade of at least 0.4g/t within pit shell and at least 0.8g/t beyond pit shell; and
- 250,000 performance rights convertible into ordinary shares upon the Company achieving a positive pre-feasibility study on the Abujar Gold Project.

	Tranche A	Tranche B
Number granted	250,000	250,000
Share price at grant date (cents)	56.5	56.5
Fair value at grant date (cents)	56.5	56.5
Probability (%)	100	100
Value attributed (\$)	141,250	141,250
Value expensed at 31 December 2020	8,663	8,663

## (c) Performance rights issued in previous periods

The full details of these performance rights are outlined in 30 June 2020 annual report. The expense recognised in the period ending 31 December 2020 is as follows:

	Value Attributed	Value Expensed at 30 June 2020	Value Expensed at 31 December 2020
performance rights granted on 13 Aug 2019	600,000	488,120	111,880
performance rights issued on 31 Oct 2017	755,625	670,213	85,412

**12. SEGMENT INFORMATION**

Operating segments are reported in a manner that is consistent with the internal reporting provided to the chief operating decision maker. The chief operating decision-maker has been identified as the Board of Directors of Tietto Minerals Limited.

Reportable segments disclosed are based on aggregating operating segments where the segments are considered to have similar economic characteristics. The Group operates as three segments which is mineral exploration within Australia, Liberia and Côte d'Ivoire. The Group is domiciled in Australia.

The following table presents the revenue and results information regarding the segment information provided to the Board of Directors for the half-year ended 31 December 2020 and 31 December 2019.

**Continuing Operations**

	Australia \$	Liberia \$	Côte d'Ivoire \$	Intersegment Eliminations \$	Total \$
<b>Six months to 31 Dec 2020</b>					
Segment other income	133,293	-	-	-	133,293
Segment expenditure	(5,060,268)	(259,590)	(4,006,518)	-	(9,326,376)
Net loss after tax	(4,926,975)	(259,590)	(4,006,518)	-	(9,193,083)
Depreciation	(250,553)	-	(185,527)	-	(436,080)
Exploration expenditure	(3,363,685)	(107,310)	(3,478,175)	-	(6,949,170)
As at 31 Dec 2020					
Segment assets	62,243,207	21,699	834,189	(3,769,768)	59,329,327
Segment liabilities	(460,283)	(3,879,180)	(21,828,523)	25,585,531	(582,455)

**Continuing Operations**

	Australia \$	Liberia \$	Côte d'Ivoire \$	Intersegment Eliminations \$	Total \$
<b>Six months to 31 Dec 2019</b>					
Segment other income	30,696	-	-	-	30,696
Segment expenditure	(3,133,788)	(341,619)	(1,514,113)	-	(4,989,520)
Net loss after tax	(3,103,092)	(341,619)	(1,514,113)	-	(4,958,824)
Depreciation	-	-	(8,837)	-	(8,837)
Exploration expenditure	(1,914,507)	(253,225)	(463,548)	-	(2,631,280)
As at 30 June 2020					
Segment assets	16,013,383	9,723	185,775	(3,536,824)	12,672,057
Segment liabilities	(419,542)	(4,036,342)	(19,102,177)	22,946,836	(611,225)

For personal use only



## NOTES TO THE CONSOLIDATED INTERIM FINANCIAL STATEMENTS FOR THE HALF-YEAR ENDED 31 DECEMBER 2020 (CONTINUED)

### 13. COMMITMENTS

The Group's commitments remain unchanged with those disclosed in the 2020 Annual Report.

### 14. RELATED PARTIES

#### Transactions with related parties

During the period ended 31 December 2020, Blackwood Capital, a company associated with the Company's chairman, Mr Francis Harper received cash payment of \$202,310 (inclusive of GST) for capital raising fees.

During the year the Company issued performance rights to its directors. Details included in note 11.

During the half year ended 31 December 2020, Hopeview Investments Pty Ltd, a company associated with Mr Francis Harper received cash payment of \$197,491 (inclusive of GST) for capital raising fees.

All related party transactions are on arm's length terms. There were no other transactions with related parties during the period.

#### Loans with related parties

There were no loans with related parties during the period.

### 15. EVENTS SUBSEQUENT TO REPORTING DATE

On 18 January 2021, the Company appointed Mr Matthew Wilcox as Chief Operating Officer. On 18 January 2021, the Company issued 1,625,000 shares following the conversion of 1,625,000 options, exercisable at \$0.20 and with an expiry date of 31 December 2021, raising \$325,000.

On 3 February 2021, the Company announced that it has increased its interest in the Abujar Gold Project's Mining Licence, located at the Abujar Middle Tenement. The tenement is held 100% by Tiebaya Gold Sarl (Tiebaya Gold) in which the Company holds a 90% interest and joint venture partners Mr Henri Bamba and Mr Yao N'Kanza (B&F) holding a 5% interest each. Pursuant to the Ivorian Mining Code, Tiebaya Gold is required to incorporate a new Ivorian company to hold the Abujar Gold Project Mining Licence in which the Ivorian Government will hold a 10% free carried interest. This would reduce Tietto's interest from 90% to 85% with B&F reducing (collectively) to 5%. Tietto will acquire an additional 3.0% interest in the Mining Licence from B&F to increase the Company's interest from 85% to 88% in consideration for:

1. The issue of 3,750,000 ordinary shares to each of Mr Bamba and Mr N'Kanza at a deemed issue price of \$0.62 per share (B&F Shares);
2. The issue of 2,500,000 options exercisable at \$0.62 expiring three years from the date of issue to each of Mr Bamba and Mr N'Kanza (B&F Options); and
3. Cash payment of US\$200,000 to each of Mr Bamba and Mr N'Kanza.

The impact of the Coronavirus (COVID-19) pandemic is ongoing and not practicable to estimate the potential impact, positive or negative, after the reporting date. The situation is rapidly developing and is dependent on measures imposed by the Australian Government and other countries, such as maintaining social distancing requirements, quarantine, travel restrictions and any economic stimulus that may be provided.'

There has not been any other matter or circumstance occurring subsequent to the end of the financial year that has significantly affected, or may significantly affect the operations of the Group, the results of those operations, or the state of affairs of the Group in future financial periods.

### 16. CONTINGENT LIABILITIES

Contingent liabilities are consistent with those disclosed in 30 June 2020 Annual Report.

There have been no other material contingent liabilities as at 31 December 2020 and no contingent liabilities have arisen in the interval between the period end and the date of this half-year report.