

For personal use only



BLINA
minerals

ABN 25 086 471 007

INTERIM FINANCIAL REPORT

for the half-year ended 31 December 2020

BLINA MINERALS NL

AND CONTROLLED ENTITIES

ABN 25 086 471 007

INTERIM FINANCIAL REPORT 31 DECEMBER 2020

Corporate directory

Current Directors

Matthew Driscoll	Non-executive Chairman
Gino D'Anna	Non-executive Director
Neville Bassett	Non-executive Director
Michael Scivolo	Non-executive Director

Company Secretary

Stuart Usher

Registered Office

Street:	Level 1, 247 Oxford Street WEST LEEDERVILLE WA 6007
Postal:	PO Box 52 WEST PERTH WA 6872
Telephone:	+61 8 6141 3500
Facsimile:	+61 8 6141 3599
Website:	www.blinaminerals.com.au

Securities Exchange

Australian Securities Exchange	
Level 40, Central Park, 152-158 St Georges Terrace Perth WA 6000	
Telephone:	131 ASX (131 279) (within Australia)
Telephone:	+61 8 9224 0000
Facsimile:	+61 8 9227 0885
Website:	www.asx.com.au
ASX Code:	BDI

Share Registry

Advanced Share Registry Limited	
Street + Postal: 110 Stirling Highway NEDLANDS WA 6009	
Telephone:	1300 113 258 (within Australia) +61 (0)8 9389 8033 (International)
Facsimile:	+61 (0)8 6370 4203
Email:	admin@advancedshare.com.au
Website:	www.advancedshare.com.au

Auditor

Nexia Perth Audit Services Pty Ltd	
Level 3, 88 William Street Perth WA 6000	

For personal use only

ANNUAL REPORT

31 December 2020

Contents

○ Directors' report.....	1
○ Auditor's independence declaration	7
○ Consolidated statement of profit or loss and other comprehensive income.....	8
○ Consolidated statement of financial position	9
○ Consolidated statement of changes in equity	10
○ Consolidated statement of cash flows	11
○ Notes to the Consolidated Financial Statements	12
○ Directors' Declaration	26
○ Independent Auditor's Report.....	27

For personal use only

Directors' report

Your directors present their Interim Financial Report on the consolidated entity, consisting of Blina Minerals NL (**Blina** or **the Company**) and its controlled entities (collectively **the Group**), for the half-year ended 31 December 2020.

1. Directors

The names of Directors in office at any time during or since the end of the half-year are:

- Mr Matthew Driscoll *Non-executive Chairman*
 - Mr Gino D'Anna *Non-executive Director*
 - Mr Neville Bassett *Non-executive Director*
 - Mr Michael Scivolo *Non-executive Director*
- (the Board)**

Directors have been in office since the start of the half-year to the date of this report unless otherwise stated.

2. Dividends paid or recommended

There were no dividends paid or recommended during the half-year ended 31 December 2020.

3. Operating and financial review**3.1. Nature of operations principal activities**

The principal activity of the Group during the course of the half-year has been the evaluation of gold and copper projects across a broad range of geographies. All projects are subjected to a rigorous technical, commercial and legal due diligence.

3.2. Operations review*Highlights:*

- Ongoing technical review of the geological and geophysical exploration data relevant to the Barkly Gold-Copper Project, located in the Northern Territory, Australia
- Planning for the next phase of exploration at the Barkly project finalised and will commence as soon as the Company is funded
- Barkly is located approximately 45km east of the town of Tennant Creek in the Northern Territory and is prospective for high-grade Tennant Creek-style gold-copper-bismuth mineralisation, similar to that discovered and mined at the nearby Peko Mine
- Diamond drilling program completed during the last quarter comprising seven (7) holes for 1,169.5m targeting Tennant Creek style copper-gold mineralisation at the advanced Bluebird Prospect
- Multiple intersections of high-grade copper and gold mineralisation were encountered by the RC drilling program at Bluebird
- Significant intersections include:
 - ▶ **BBRC019** intersected **15m @ 3.46% Cu, 0.61g/t Au from 172m**
 - ▶ **BBRC015** intersected **20m @ 1.79g/t Au, 1.67% Cu from 156m**
- Hole BBRC019 **ended in gold mineralisation with 1m @ 3.9g/t Au and 4.8% Cu end of hole**
- Mineralisation remains open along strike to west and at depth from hole BBRC019
- A number of additional geophysical targets remain to be tested along the mineralised trend
- Investor interest in the Tennant Creek area has significantly increased with further project M & A expected
 - ▶ Emerson Resources Limited (ASX: ERM) announced on 28 April 2020 that it had formed a strategic alliance with NT Bullion to form a mining joint venture and complete a strategic premium priced placement.
 - ▶ Active exploration in the Tennant Creek area has attracted major investment from Newcrest Mining Limited (ASX: NCM) and Rio Tinto (ASX: RIO).
 - ▶ Middle Island Resources Limited (ASX: MDI) actively exploring its IOCG Super-Project in the East Tennant Creek area
- On 7 September 2020 an Underwriting agreement signed with Westar Capital Limited pursuant to the ASX approved recapitalisation strategy.
- Notice of Meeting of Shareholders circulated with meeting to take place on 19 March 2021.

Directors' report

a. Overview

During the half-year ended 31 December 2020, the Company continued with the technical review of the geological and geophysical exploration data relevant to the Barkly Gold-Copper Project, located in the Northern Territory, Australia.

During the half-year ended 31 December 2020, the Company completed a Reverse Circulation (RC) drilling exploration program which consisted of approximately 1,170m of RC drilling across seven (7) drill holes which was designed to test the down dip / plunge extensions and lateral extensions of the high-grade mineralisation at the Bluebird Prospect. The drilling program was highly successful and demonstrated that mineralisation remains open along strike to the west and at depth of the most westerly drilled hole, being hole BBRC019.

Planning for the next stage of exploration at the Barkly project has been finalised, and subject to the Company achieving its recapitalisation strategy and reinstatement to Official Quotation ASX, intends on mobilising a team to the field at the Barkly Project as soon as possible during the 2021 field exploration season.

As shareholders are aware, the Company was suspended from Official Quotation on the ASX on 18 March 2020. Since that date, the Company and its Board have been working with our legal advisors and the ASX to seek approval from the ASX to allow the Company to be reinstated to the Official List of the ASX.

Further to the announcement released by the Company on the ASX dated 11 December 2020, the Company is pleased to advise shareholders that the Company has executed a binding Deed of Sale with Kalgoorlie Mine Management Pty Ltd (**KMM**) in relation to the acquisition of the remaining 50% interest in Colour Minerals Pty Ltd (**CMPL**), the 100% owner of the Barkly-Babbler Copper-Gold Project located in the Northern Territory, Australia.

The remaining 50% interest is being acquired from KMM for a proposed total consideration of 100 million shares (*on a post-consolidation basis*) and the issue of 50 million options (*on a post-consolidation basis*) exercisable at \$0.03 per option (*on a post-Consolidation basis*) expiring 3 years from the date of issue.

The completion of this acquisition will mean that BDI will own 100% of CMPL.

The reinstatement of BDI to the Official List of the ASX, which involves a consolidation of share and option capital, a share and option placement, a Share Purchase Plan (**SPP**) and the proposed acquisition of the remaining 50% interest in CMPL are all conditional on shareholder approval.

A Prospectus for the various issues of shares and options together with the SPP will be lodged with ASIC after the Company has held its Annual General Meeting, subject to all resolutions held at the Annual General Meeting have been approved by shareholders.

The Company is also pleased to advise that it has distributed the Notice of Annual General Meeting to shareholders and a meeting of shareholders will occur on 19 March 2021.

b. About the Barkly Project

The Barkly Project is located approximately 45km east of the town of Tennant Creek in the Northern Territory and comprises two Exploration Licences, being EL 28620 (**Barkly Project**) and EL 30701 (**Babbler Project**) located in central Northern Territory, south of the Barkly Highway. The Barkly Project comprises two granted Exploration Licences EL28620 and EL30701. The Barkly Project is considered highly prospective for magnetite hosted gold-copper similar to other deposits found elsewhere in the Tennant Creek Goldfield.

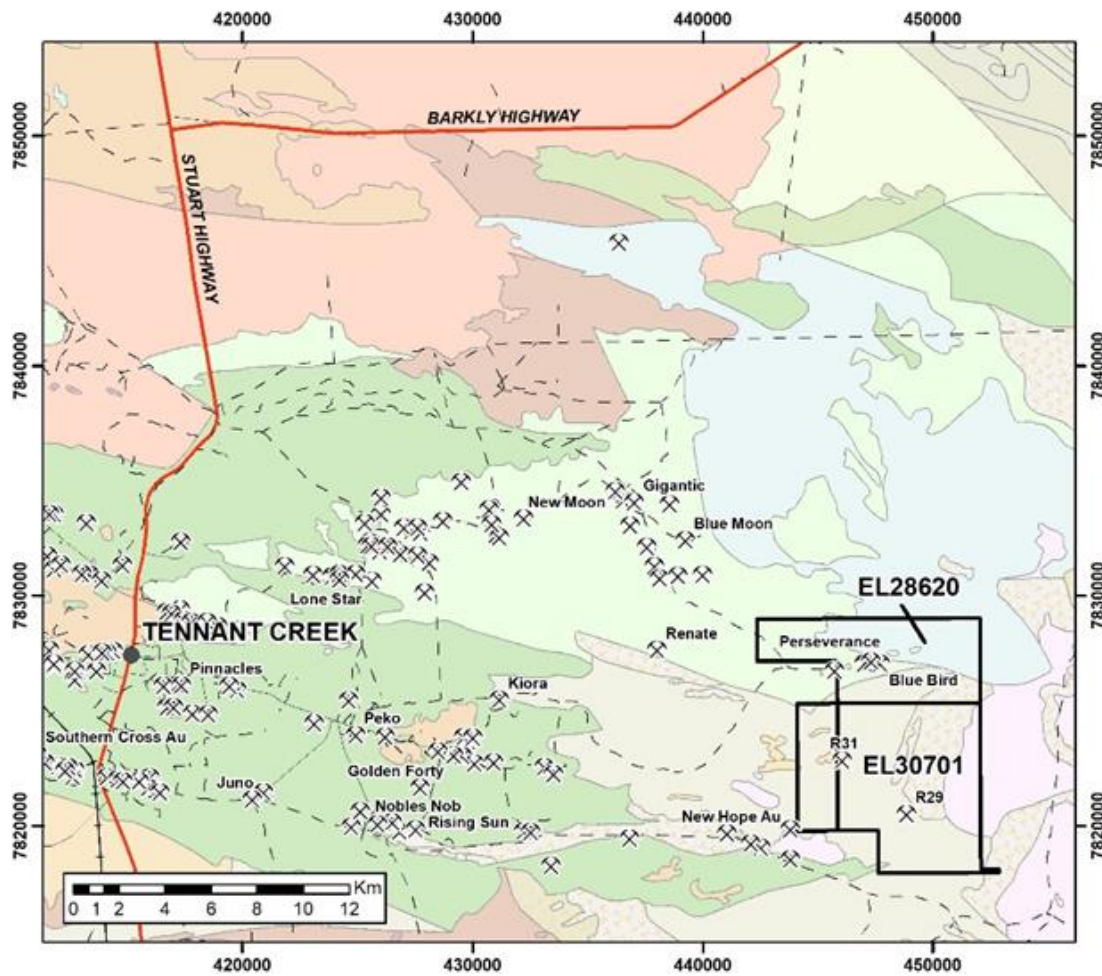


Figure 1: Barkly Project location plan

The current exploration focus of the Company is the Barkly Project.

EL28620 was formerly subject to a farm-in Joint Venture Agreement between Colour Mineral’s Pty Ltd and Meteoric Resources NL with Colour holding a 70% interest. In 2019, Colour Minerals acquired Meteoric’s 30% interest in EL28620 after which Blina Resources NL executed a legally binding heads of agreement to acquire a 50% interest in Colour Minerals.

EL30701 was previously held by Meteoric Resources. In 2019, Colour Minerals acquired Meteoric’s interest after which Blina Resources NL executed a legally binding heads of agreement to acquire a 50% interest in Colour Minerals.

Ground magnetic and gravity surveys followed by soil geochemistry focussed attention on the Bluebird prospect which is a small outcropping ironstone body pitted by historic mining and prospecting. RAB drilling programs were conducted in 2005 and 2006 intersecting hematite ironstone and hematite-chlorite alteration over a 600m strike length with anomalous copper, gold and bismuth. RC and diamond drilling programs were conducted between 2014-2016 by Blaze International Exploration¹. Significant intersections include: **20m @ 8.17g/t Au from 157m in BBDD002¹ and 16m @ 3.02% Cu, 0.65g/t Au from 139m in BBDD004¹.**

c. Recent drilling program at the Barkly Project

The Barkly-Babbler Project is considered highly prospective for magnetite hosted gold-copper similar to other deposits found elsewhere in the Tennant Creek Goldfield. A reverse circulation drilling program comprising seven holes for 1,169.5m was recently completed at the advanced Bluebird Prospect.

¹ Refer to ASX Announcement dated 24 September 2019 released by Blina Minerals NL and titled “STRATEGIC ACQUISITION OF HIGH-GRADE GOLD-COPPER PROJECT” released by the Company on the ASX announcement platform.

For personal use only

Directors' report

The holes were drilled to in-fill and extend previous drilling that intersected high-grade copper-gold mineralisation within an ironstone unit on a west-northwest trending, steeply south dipping fault zone. Significant results from the drill program included²:

- **BBRC0015** **20m @ 1.79g/t Au, 1.67% Cu from 156m²**
Incl. 10m @ 2.87g/t Au, 2.32% Cu²
- **BBRC0019** **15m @ 3.46% Cu, 0.61g/t Au from 172m²**
Incl. 4m @ 6.28% Cu, 0.24g/t Au from 175m²
and 1m @ 4.80% Cu, 3.95g/t Au from 186²
(finishing in mineralisation at end of hole)

Significantly, drill hole BBRC0019 was drilled below BBRC013 which was previously the deepest and most westerly hole drilled at Bluebird. The hole intersected strongly hematite altered siltstone and ironstone from 172m to 187m at which depth the hole was abandoned due to in-hole caving. The hole ended in mineralisation with the last metre containing 3.9g/t Au and 4.8% Cu.²

Several of the other holes were also abandoned due to in-hole caving prior to reaching the mineralised zone or target depth. The difficult drilling conditions are caused by brecciated ironstone in the fault zone in combination with high water in-flow rates.

Refer to ASX Announcement dated 18 March 2020 released by the Company on the ASX announcements platform and titled "High-Grade Copper and Gold Intersected in Drilling Program at Bluebird".

The Bluebird Prospect has a prominent aeromagnetic and gravity anomaly along a west-north-west fault trend. At the surface the prospect is marked by an ironstone that forms a low hill with several shallow workings. At the surface the ironstone has low levels of gold and copper because of strong leaching that extends to a depth of over 100m. High copper and gold values have been intersected at a supergene enriched zone at a depth of approximately 120-150m vertical. Bluebird is one of several coincident magnetic and gravity anomalies along the fault. Previous drilling has been shallow reconnaissance style and is unlikely to have penetrated the strongly leached zone.

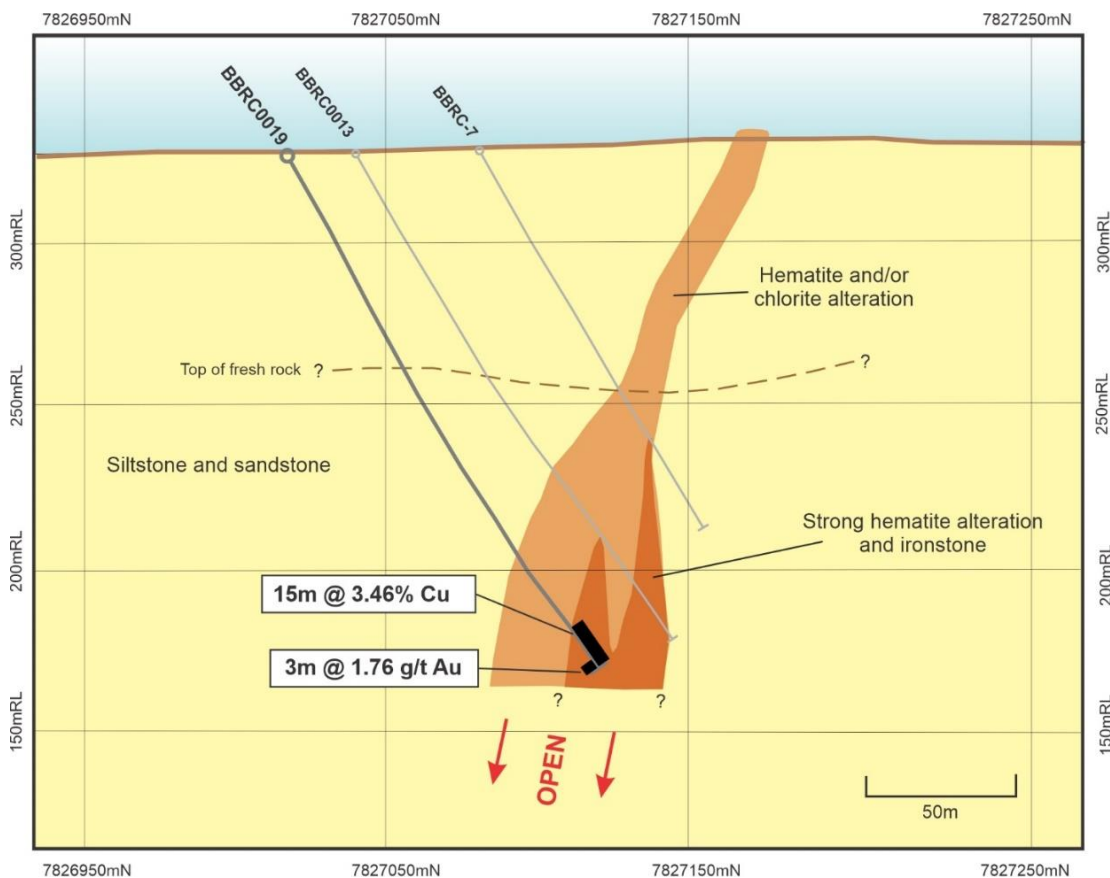


Figure 2: Bluebird prospect cross section 448360E

² Refer to ASX announcement dated 18 March 2020 released by Blina Minerals NL and titled "High-Grade Copper and Gold Intersected in Drilling Program at Bluebird" released by the Company on the ASX announcement platform.

Directors' report

Further RC and diamond drilling has been planned at Bluebird in order to complete those holes which were abandoned prior to reaching the target mineralised zone due to in-hole caving and to extend the copper-gold mineralisation along strike to the west. Drilling will also be conducted to test targets along the west north-west trending coincident magnetic and gravity anomaly.

d. *Exploration and Development Strategy for Bluebird*

The Company's primary objective is to complete further drilling in order to estimate a JORC compliant mineral resource and ultimately to develop a mining project at the Bluebird Prospect. Bluebird is the highest priority and most advanced prospect within the Barkly Project area. Systematic close spaced drilling will aim to accurately define the grade and the geometry of the known Au-Cu-Bi mineralisation.

3.3. **Financial review**

The Interim Financial Report has been prepared on a going concern basis, which contemplates the continuity of normal business activity and the realisation of assets and the settlement of liabilities in the ordinary course of business. The Group incurred a loss for the half-year of \$296,789 (31 December 2019: \$453,878 loss).

The net assets of the Group have decreased by \$296,826 from 30 June 2020 to \$178,051 at 31 December 2020.

As at 31 December 2020, the Group's cash and cash equivalents increased from 30 June 2020 by \$8,528 to \$20,577 and had a working capital deficit of \$519,961 (30 June 2020: \$189,545 working capital deficit).

The Interim Financial Report has been prepared on a going concern basis, which contemplates the continuity of normal business activity and the realisation of assets and the settlement of liabilities in the ordinary course of business. Details of the Company's assessment in this regard can be found in note 12 Statement of Significant Accounting Policies: Going Concern on page 24.

3.4. **Significant changes in the state of affairs**

There are no significant changes in the state of affairs during the half-year ended 31 December 2020.

3.5. **Events subsequent to reporting date**

On 16 February 2021, the Company issued a Notice of Annual General Meeting to be held on 19 March 2021. The following significant events to be considered subject to the approval of the shareholders at the Annual General Meeting:

- The issued capital of the Company be consolidated on the basis that every 50 shares be consolidated into 1 share and every 50 options be consolidated into 1 option.
- A Capital Raising to be undertaken to raise up to \$2,150,000 by issuing up to 215,000,000 shares (on post-consolidation basis).
- Undertake an Option Placement to raise \$187,500 by a placement of 187,500,000 New Options.
- To undertake a Share Purchase Plan to issue up to 25,000,000 shares (on post-consolidation basis) and 12,500,000 new options.
- The Company to acquire the remaining 50% interest in Colour Minerals Pty Ltd by issuing 100,000,000 Shares (on post-consolidation basis) and 50,000,000 New Options (on post-consolidation basis) exercisable at \$0.03 per options (on post-consolidation basis) expiring 3 years from the date of issue.
- The Company to change its status from a public no liability company to a public limited by shares.
- The Company to change its name to "Tennant Minerals Limited".

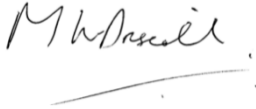
There are no other significant events subsequent to reporting date that are not covered in this Directors' Report section 3.2 Operations review above or within the Interim Financial Report at Note 8 Events Subsequent To Reporting Date on page 18.

Directors' report

4. Auditor's independence declaration

The lead auditor's independence declaration under Section 307C of the *Corporations Act 2001* (Cth) for the half-year ended 31 December 2020 has been received and can be found on page 7 of the Interim Financial Report.

This Report of the Directors is signed in accordance with a resolution of directors made pursuant to s.298(2) of the *Corporations Act 2001* (Cth).



MATTHEW DRISCOLL

Chairman

Dated this Tuesday, 16 March 2021

COMPETENT PERSON'S DECLARATION

The information in this report that relates to exploration results is based on information compiled or reviewed by Mr Martin Bennett, who is a consultant of Colour Minerals Pty Ltd and a member of the Australian Institute of Geoscientists. Mr Bennett has sufficient experience which is relevant to the style of mineralisation and type of deposit under consideration and to the activity which he is undertaking to qualify as a Competent Person as defined in the 2012 edition of the 'Australasian Code of Reporting of Exploration Results, Mineral Resources and Ore Reserves'. Mr Bennett consents to the inclusion in the report of the matters based on his information in the form and context in which it appears.

ASX LISTING RULES COMPLIANCE

In preparing this Interim Financial Report dated 16 March 2021, the Company has relied on the announcements previously made by the Company and specifically dated 24 September 2019 and 18 March 2020. The Company confirms that it is not aware of any new information or data that materially affects those announcements previously made, or that would materially affect the Company from relying on those announcements for the purpose of this Interim Financial Report dated 16 March 2021.

Auditor's independence declaration under section 307C of the Corporations Act 2001

To the directors of Blina Minerals NL

I declare that, to the best of my knowledge and belief, in relation to the review for the half-year ended 31 December 2020, there have been:

- (i) no contraventions of the auditor's independence requirements as set out in the *Corporations Act 2001* in relation to the review; and
- (ii) no contraventions of any applicable code of professional conduct in relation to the review.



Nexia Perth Audit Services Pty Ltd



M. Janse Van Nieuwenhuizen
Director

Perth
16 March 2021

Consolidated statement of profit or loss and other comprehensive income

for the half-year ended 31 December 2020

	Note	6 months to 31 Dec 2020 \$	6 months to 31 Dec 2019 \$
Operating activities			
Loss on disposal of investment	1.1	-	(33,583)
Share of equity accounted investees loss	5.2	(1,252)	-
Compliance and regulatory costs		(101,909)	(115,943)
Employee benefits		(85,778)	(73,592)
Exploration and evaluation	1.2	(35,818)	(119,402)
Business development		-	(9,564)
Legal and consulting fees		(71,212)	(100,602)
Other expenses		(490)	(861)
Loss from operating activities		(296,459)	(453,547)
Financial income	1.3	-	128
Finance expense	1.3	(330)	(459)
Net financing income/(expense)		(330)	(331)
Loss before tax		(296,789)	(453,878)
Income tax		-	-
Loss from continuing operations		(296,789)	(453,878)
Other comprehensive income, net of income tax			
⊖ Items that may be reclassified subsequently to profit or loss:			
Foreign currency movement		(37)	(19)
Other comprehensive income for the year, net of tax		(37)	(19)
Total comprehensive income attributable to members of the parent entity		(296,826)	(453,897)
Profit/(loss) for the period attributable to:			
⊖ Non-controlling interest		-	-
⊖ Owners of the parent		(296,789)	(453,878)
Total comprehensive income attributable to:			
⊖ Non-controlling interest		-	-
⊖ Owners of the parent		(296,826)	(453,897)
Earnings per share:		¢	¢
Basic and diluted (cents per share)	10	(0.0047)	(0.0090)

The consolidated statement of profit or loss and other comprehensive income is to be read in conjunction with the accompanying notes.

BLINA MINERALS NL

AND CONTROLLED ENTITIES

ABN 25 086 471 007

INTERIM FINANCIAL REPORT 31 DECEMBER 2020

Consolidated statement of financial position

as at 31 December 2020

	Note	31 Dec 2020 \$	30 June 2020 \$
Current assets			
Cash and cash equivalents	2.1	20,577	12,049
Trade and other receivables	2.2	20,497	4,432
Other assets	2.3	4,720	-
Total current assets		45,794	16,481
Non-current assets			
Investments in equity accounted investees	5	698,012	664,422
Total non-current assets		698,012	664,422
Total assets		743,806	680,903
Current liabilities			
Trade and other payables	2.4	505,755	206,026
Borrowings	2.5	60,000	-
Total current liabilities		565,755	206,026
Total liabilities		565,755	206,026
Net assets		178,051	474,877
Equity			
Issued capital	3.1	36,758,293	36,758,293
Reserves		31,940	446,654
Accumulated losses		(36,609,728)	(36,727,616)
Non-controlling interest		(2,454)	(2,454)
Total equity		178,051	474,877

The consolidated statement of financial position is to be read in conjunction with the accompanying notes.

Consolidated statement of changes in equity

for the half-year ended 31 December 2020

	Note	Issued Capital \$	Accumulated Losses \$	Foreign Exchange Translation Reserve \$	Options Reserve \$	Non- controlling Interest \$	Total \$
Balance at 1 July 2019		35,875,918	(35,837,149)	3,961	414,677	(2,454)	454,953
Loss for the half-year		-	(453,878)	-	-	-	(453,878)
Other comprehensive income for the half-year		-	-	(19)	-	-	(19)
Total comprehensive income for the half-year		-	(453,878)	(19)	-	-	(453,897)
Transaction with owners, directly in equity							
Shares issued during the half-year	3.1.1	695,750	-	-	-	-	695,750
Balance at 31 December 2019		36,571,668	(36,291,027)	3,942	414,677	(2,454)	696,806
Balance at 1 July 2020		36,758,293	(36,727,616)	3,977	442,677	(2,454)	474,877
Loss for the half-year		-	(296,789)	-	-	-	(296,789)
Other comprehensive income for the half-year		-	-	(37)	-	-	(37)
Total comprehensive income for the half-year		-	(296,789)	(37)	-	-	(296,826)
Transaction with owners, directly in equity							
Options expired during the half-year	3.2	-	414,677	-	(414,677)	-	-
Balance at 31 December 2020		36,758,293	(36,609,728)	3,940	28,000	(2,454)	178,051

The consolidated statement of changes in equity is to be read in conjunction with the accompanying notes.

BLINA MINERALS NL

AND CONTROLLED ENTITIES

ABN 25 086 471 007

INTERIM FINANCIAL REPORT 31 DECEMBER 2020

Consolidated statement of cash flows

for the half-year ended 31 December 2020

	Note	6 months to 31 Dec 2020 \$	6 months to 31 Dec 2019 \$
Cash flows from operating activities			
Payments for exploration expenditure		(35,818)	(229,032)
Payments to suppliers and employees		(15,287)	(265,323)
Cash flows used in operations		(51,105)	(494,355)
Interest received		-	128
Interest and borrowing costs		(330)	(298)
Net cash used in operating activities		(51,435)	(494,525)
Cash flows from investing activities			
Proceed from disposal of investments		-	208,334
Net cash provided by investing activities		-	208,334
Cash flows from financing activities			
Proceeds from borrowings	2.5	60,000	-
Net cash provided by financing activities		60,000	-
Net increase/(decrease) in cash held		8,565	(286,191)
Cash and cash equivalents at the beginning of the half-year		12,049	300,683
Change in foreign currency held		(37)	(19)
Cash and cash equivalents at the end of the half-year	2.1	20,577	14,473

The consolidated statement of cash flows is to be read in conjunction with the accompanying notes.

For personal use only

NOTES TO THE CONSOLIDATED FINANCIAL STATEMENTS

for the half-year ended 31 December 2020

In preparing the 31 December 2020 financial statements, Blina Minerals NL has grouped notes into sections under four key categories:

Section A: How the numbers are calculated.....	13
Section B: Group structure	16
Section C: Unrecognised items	18
Section D: Other Information	19

Significant accounting policies specific to each note are included within that note. Accounting policies that are determined to be insignificant are not included in the financial statements.

The Interim Financial Report is presented in Australian dollars, except where otherwise stated.

The registered office and principal place of business of the Company is:

Address:

Street: Level 1, 247 Oxford Street
WEST LEEDERVILLE WA 6007

Postal: PO Box 52
WEST PERTH WA 6872

Telephone: +61 (0)8 6141 3500

Facsimile: +61 (0)8 6141 3599

BLINA MINERALS NL

AND CONTROLLED ENTITIES

ABN 25 086 471 007

INTERIM FINANCIAL REPORT 31 DECEMBER 2020

NOTES TO THE CONSOLIDATED FINANCIAL STATEMENTS

for the half-year ended 31 December 2020

SECTION A. HOW THE NUMBERS ARE CALCULATED

This section provides additional information about those individual line items in the financial statements that the directors consider most relevant in the context of the operations of the entity, including:

- (a) accounting policies that are relevant for an understanding of the items recognised in the financial statements. These cover situations where the accounting standards either allow a choice or do not deal with a particular type of transaction
- (b) analysis and sub-totals, including segment information
- (c) information about estimates and judgements made in relation to particular items.

NOTE	1	LOSS BEFORE INCOME TAX	6 months to 31 Dec 2020	6 months to 31 Dec 2019
			\$	\$
1.1	Loss on disposal of investment:			
	Loss on disposal of investment		-	33,583
	On 31 October 2019, the Company has entered into an instrument of transfer to sell its investment in Condamine Resources Limited for a proceed of \$208,334. As a result, \$33,583 loss on disposal of investment recorded in profit or loss.			
	Loss before income tax has been determined after including the following expenses:			
1.2	Exploration and evaluation costs:			
	Exploration and evaluation expenditure		35,818	119,402
			35,818	119,402
1.3	Net financing income:		6 months to 31 Dec 2020	6 months to 31 Dec 2019
			\$	\$
	Financial income			
	Interest income		-	128
	Total financial income		-	128
	Financial expense			
	Interest expense		330	298
	Net foreign currency exchange loss		-	161
	Total financial expense		330	459
	Net financing loss		(330)	(331)

NOTES TO THE CONSOLIDATED FINANCIAL STATEMENTS

for the half-year ended 31 December 2020

NOTE 2 FINANCIAL ASSETS AND FINANCIAL LIABILITIES

		31 Dec 2020	30 June 2020
		\$	\$
2.1	Cash and cash equivalents		
	Cash at bank and on hand	20,577	12,049
		20,577	12,049
2.2	Trade and other receivables		
		\$	\$
2.2.1	<i>Current</i>		
	GST receivable	20,497	4,432
		20,497	4,432
2.3	Other Assets		
		\$	\$
2.3.1	<i>Current:</i>		
	Prepayments	4,720	-
		4,720	-
2.4	Trade and other payables		
		\$	\$
2.4.1	<i>Current:</i>		
	Unsecured		
	Trade creditors	413,126	92,660
	Other creditors and accruals	92,629	113,366
	Total unsecured liabilities	505,755	206,026
2.5	Borrowings		
		\$	\$
2.5.1	<i>Current:</i>		
	Loans	60,000	-
	Total borrowings	60,000	-

Short term loans are repayable to the lenders within 7 days of the Company being reinstated to Official Quotation on the ASX or 30 June 2021 whichever is earlier, of which \$20,000 is interest free and \$40,000 is interest bearing.

BLINA MINERALS NL

AND CONTROLLED ENTITIES

ABN 25 086 471 007

INTERIM FINANCIAL REPORT 31 DECEMBER 2020

NOTES TO THE CONSOLIDATED FINANCIAL STATEMENTS

for the half-year ended 31 December 2020

NOTE 3 EQUITY

3.1 Issued capital	Note	6 months to		12 months to	
		31 Dec 2020	30 June 2020	31 Dec 2020	30 June 2020
		No.	No.	\$	\$
Fully paid ordinary shares at no par value	3.1.1	6,268,771,455	6,268,771,455	36,758,293	36,758,293
3.1.1 <i>Ordinary shares</i>					
At the beginning of the half-year / year		6,268,771,455	4,543,882,570	36,758,293	35,875,918
Shares issued during the half-year / year:					
• 1 August 2019		-	50,000,000	-	50,000
• 25 September 2019		-	861,000,000	-	645,750
• 17 February 2020		-	813,888,885	-	244,167
Transaction costs:					
• Cash-based		-	-	-	(29,542)
• Share-based payments (Options)		-	-	-	(28,000)
At end of the half-year / year		6,268,771,455	6,268,771,455	36,758,293	36,758,293

3.2 Options

The total number of options on issue are as follows:

	6 months to		12 months to	
	31 Dec 2020	30 June 2020	31 Dec 2020	30 June 2020
	No.	No.	\$	\$
Unlisted options	1,013,888,885	1,918,884,385	28,000	442,677
3.2.1 <i>Unlisted options</i>				
At the beginning of the half-year / year	1,918,884,385	904,995,500	442,677	414,677
Options issued during the half-year / year:				
• Free attaching \$0.002 options, expiry 17.08.2021	-	813,888,885	-	-
• Placement fee \$0.002 options, expiry 17.08.2021	-	200,000,000	-	28,000
• Options expired	(904,995,500)	-	(414,677)	-
At end of the half-year / year	1,013,888,885	1,918,884,385	28,000	442,677

For personal use only

NOTES TO THE CONSOLIDATED FINANCIAL STATEMENTS

for the half-year ended 31 December 2020

SECTION B. GROUP STRUCTURE

This section provides information which will help users understand how the Group structure affects the financial position and performance of the Group as a whole. In particular, there is information about:

- changes to the structure that occurred during the year as a result of business combinations and the disposal of a discontinued operation
- transactions with non-controlling interests, and
- interests in joint operations.

A list of significant subsidiaries is provided in Note 4.

NOTE 4 INTEREST IN SUBSIDIARIES

4.1 Information about principal subsidiaries

The subsidiaries listed below have share capital consisting solely of ordinary shares which are held directly by the Group and the proportion of ownership interest held equals the voting rights held by the Group. Investments in subsidiaries are accounted for at fair value. Each subsidiary's country of incorporation is also its principal place of business:

	Country of Incorporation	Class of Shares	Percentage Owned	
			31 Dec 2020	30 June 2020
Blina Minerals Burkina SARL	Burkina Faso	Ordinary	100	100
Blina Iron SA	Democratic Republic of Congo	Ordinary	90	90

- Investments in subsidiaries are accounted for at fair value.

NOTE 5 EQUITY ACCOUNTED INVESTEEES

5.1 Information about principal equity accounted investees

On 24 September 2019, Blina acquired a 50% interest in Colour Minerals Pty Ltd ("Colour Minerals"), owner of the Barkly Project, a high-grade Gold-Copper project located in the Northern Territory, Australia.

The entity listed below has share capital consisting solely of ordinary shares. The proportion of ordinary shares held by the Group equals the voting rights held by the Group. The entity's place of incorporation is its principal place of business.

Place of Incorporation / Business	Measurement Bases	Proportion of Ordinary Share Interests/ Participating Share		Carrying Amount	
		31 Dec 2020	30 June 2020	31 Dec 2020	30 June 2020
		%	%	\$	\$
Australia	Equity method	50.0	50.0	698,012	664,422

5.2 Summarised financial information for equity accounted investees

Set out below is the summarised financial information for the Group's investments in equity accounted investee. Unless otherwise stated, the disclosed information reflects the amounts presented in the Australian Accounting Standards financial statements of the equity accounted investee. The following summarised financial information, however, reflects the adjustments made by the Group when applying the equity method, including adjustments for any differences in accounting policies between the Group and the equity accounted investee:

	31 Dec 2020	30 June 2020
	\$	\$
i. Summarised financial position		
Total current assets	16,927	-
Total non-current assets	798,009	739,664
Total current liabilities	(42,933)	-
Total non-current liabilities	(34,842)	-
Net assets	737,161	739,664
Group's share (%)	50%	50%
Group's share of associate's net assets	368,581	369,832

For personal use only

BLINA MINERALS NL

AND CONTROLLED ENTITIES

ABN 25 086 471 007

INTERIM FINANCIAL REPORT 31 DECEMBER 2020

NOTES TO THE CONSOLIDATED FINANCIAL STATEMENTS

for the half-year ended 31 December 2020

Note 5 EQUITY ACCOUNTED INVESTEEES (cont.)

5.2 Summarised financial information for equity accounted investees (cont.)

ii. Summarised financial performance for the half-year ended 31 December 2020

	6 months to 31 Dec 2020	6 months to 31 Dec 2019
	\$	\$
Income	-	788,985*
(Loss) / profit after tax from continuing operations	(2,504)	788,985
Other comprehensive income	-	-
Total comprehensive income/loss	(2,504)	788,985
Group's share of associate's loss after tax from continuing operations	(1,252)	-
Group's share of associate's other comprehensive income	-	-

* This amount consists of debt forgiveness that has taken place before the Head of Agreement been entered. Therefore, no share of profit from the equity accounted investee.

iii. Reconciliation to Carrying Amounts

	31 Dec 2020	30 June 2020
	\$	\$
Opening balance (carrying amount of investment)	664,422	-
Investments during the period	34,842	664,422
Group's share of associate's loss after tax from continuing operations	(1,252)	-
Closing balance (carrying amount of investment)	698,012	664,422

During the half-year ended 31 December 2020, CMPL called on its shareholders to fund exploration and operating costs. Under the JV agreement CMPL's shareholders should contribute equally to cash calls. At 31 December 2020, Blina's portion of \$34,842 remains unpaid and have been accrued in the Trade and other payables.

For personal use only

NOTES TO THE CONSOLIDATED FINANCIAL STATEMENTS

for the half-year ended 31 December 2020

SECTION C. UNRECOGNISED ITEMS

This section of the notes includes other information that must be disclosed to comply with the accounting standards and other pronouncements, but that is not immediately related to individual line items in the financial statements.

NOTE 6 COMMITMENTS

The are no commitments at 31 December 2020.

NOTE 7 CONTINGENT ASSETS AND LIABILITIES

There are no other contingent assets or liabilities at 31 December 2020.

NOTE 8 EVENTS SUBSEQUENT TO REPORTING DATE

On 16 February 2021, the Company issued a Notice of Annual General Meeting to be held on 19 March 2021. The following significant events are to be considered subject to the approval of the shareholders at the Annual General Meeting:

- The issued capital of the Company be consolidated on the basis that every 50 shares be consolidated into 1 share and every 50 options be consolidated into 1 option.
- A Capital Raising to be undertaken to raise up to \$2,150,000 by issuing up to 215,000,000 shares (on post-consolidation basis).
- Undertake an Option Placement to raise \$187,500 by a placement of 187,500,000 New Options.
- To undertake a Share Purchase Plan to issue up to 25,000,000 shares (on post-consolidation basis) and 12,500,000 new options.
- The Company to acquire the remaining 50% interest in Colour Minerals Pty Ltd by issuing 100,000,000 Shares (on post-consolidation basis) and 50,000,000 New Options (on post-consolidation basis) exercisable at \$0.03 per options (on post-consolidation basis) expiring 3 years from the date of issue.
- The Company to change its status from a public no liability company to a public limited by shares.
- The Company to change its name to "Tennant Minerals Limited".

There were no other significant events after the end of the reporting period.

For personal use only

BLINA MINERALS NL

AND CONTROLLED ENTITIES

ABN 25 086 471 007

INTERIM FINANCIAL REPORT 31 DECEMBER 2020

NOTES TO THE CONSOLIDATED FINANCIAL STATEMENTS

for the half-year ended 31 December 2020

SECTION D. OTHER INFORMATION

This section of the notes includes other information that must be disclosed to comply with the accounting standards and other pronouncements, but that is not immediately related to individual line items in the financial statements.

NOTE	9	RELATED PARTY TRANSACTIONS	31 Dec 2020	30 June 2020
			\$	\$
9.1		KMP and related party transactions Transactions between related parties are on normal commercial terms and conditions no more favourable than those available to other parties unless otherwise stated. Internazionale Consulting Pty Ltd Internazionale Consulting Pty Ltd, a company controlled by Mr D'Anna, non-executive director, provides consulting services to Blina Minerals NL.	9,000	16,500
9.2		KMP and related party balances a. Contained within other creditors and accruals are the following accruals for fees payable to KMP: Mr Matthew Driscoll Mr Neville Bassett Mr Gino D'Anna Mr Michael Scivolo Mr Mark Maine (former director) b. Contained within trade and other payables are the following balances payable to related parties Mr Matthew Driscoll Mr Neville Bassett Mr Gino D'Anna Mr Michael Scivolo	10,000 - 3,000 13,333 - 56,833 42,900 62,500 10,022	30,000 21,000 3,000 3,000 18,000 - - 35,500 -
9.3		Equity accounted investees Interests in equity accounted investees are set out in note 5. Mr Gino D'Anna and Mr Michael Scivolo are directors of Colour Minerals Pty Ltd. There are no other related party transactions other than those payments to Directors as disclosed above.		
9.4		Other On 7 September 2020, the Company entered into an Underwriting Agreement with Westar Capital Limited to act as the Lead Manager to fully underwrite a capital raising of \$2.15 million via the issue of fully paid ordinary shares and a further \$187,500 via the issue of options. Mr Neville Bassett is a director of Westar Capital Limited.		

NOTES TO THE CONSOLIDATED FINANCIAL STATEMENTS

for the half-year ended 31 December 2020

NOTE	10	EARNINGS PER SHARE (EPS)	Note	6 months to 31 Dec 2020 \$	6 months to 31 Dec 2019 \$
10.1		Reconciliation of earnings to profit or loss			
		Loss for the year		(296,789)	(453,878)
		Less: loss attributable to non-controlling equity interest		-	-
		Loss used in the calculation of basic and diluted EPS		(296,789)	(453,878)
				6 months to 31 Dec 2020 No.	6 months to 31 Dec 2019 No.
10.2		Weighted average number of ordinary shares outstanding during the year used in calculation of basic EPS		6,268,771,455	5,043,763,005
				6 months to 31 Dec 2020 ¢	6 months to 31 Dec 2019 ¢
10.3		Earnings per share			
		Basic EPS (cents per share)	10.4	(0.0047)	(0.0090)

10.4 The Group does not report diluted earnings per share where options would not result in the issue of ordinary shares for less than the average market price during the period (out of the money).

In addition, the Group does not report diluted earnings per share on losses generated by the Group. At the end of the half-year ended 31 December 2020, the Group has 1,013,888,885 (31 December 2019: 904,995,500) unissued shares under options out of the money and which are anti-dilutive.

NOTES TO THE CONSOLIDATED FINANCIAL STATEMENTS

for the half-year ended 31 December 2020

NOTE 11 OPERATING SEGMENTS**11.1 Identification of reportable segments**

The Group operates predominantly in the mining industry. This comprises exploration and evaluation of gold and copper projects. Inter-segment transactions are priced at cost to the Group.

The Group has identified its operating segments based on the internal reports that are provided to the Board of Directors on a monthly basis and in determining the allocation of resources. Management has identified the operating segments based on the two principal locations based on geographical areas and therefore different regulatory environments – Australia and Africa.

11.2 Basis of accounting for purposes of reporting by operating segments**11.2.1 Accounting policies adopted**

Unless stated otherwise, all amounts reported to the Board of Directors, being the chief decision maker with respect to operating segments, are determined in accordance with accounting policies that are consistent to those adopted in the 30 June 2020 Annual Report of the Group.

11.2.2 Inter-segment transactions

An internally determined transfer price is set for all inter-segment sales. This price is reset quarterly and is based on what would be realised in the event the sale was made to an external party at arm's length. All such transactions are eliminated on consolidation of the Group's financial statements.

Corporate charges are allocated to reporting segments based on the segments' overall proportion of revenue generation within the Group. The Board of Directors believes this is representative of likely consumption of head office expenditure that should be used in assessing segment performance and cost recoveries.

Inter-segment loans payable and receivable are initially recognised at the consideration received/to be received net of transaction costs. If inter-segment loans receivable and payable are not on commercial terms, these are not adjusted to fair value based on market interest rates. This policy represents a departure from that applied to the statutory financial statements.

11.2.3 Segment assets

Where an asset is used across multiple segments, the asset is allocated to that segment that receives majority economic value from that asset. In the majority of instances, segment assets are clearly identifiable on the basis of their nature and physical location.

11.2.4 Segment liabilities

Liabilities are allocated to segments where there is a direct nexus between the incurrence of the liability and the operations of the segment. Borrowings and tax liabilities are generally considered to relate to the Group as a whole and are not allocated. Segment liabilities include trade and other payables and certain direct borrowings.

11.2.5 Unallocated items

The following items of revenue, expenses, assets and liabilities are not allocated to operating segments as they are not considered part of the core operations of any segment:

- Impairment of assets and other non-recurring items of revenue or expense
- Income tax expense
- Current and deferred tax assets and liabilities
- Other financial liabilities

For personal use only

NOTES TO THE CONSOLIDATED FINANCIAL STATEMENTS

for the half-year ended 31 December 2020

NOTE 11 OPERATING SEGMENTS (CONT.)

For the half-year ended 31 December 2020	Australian Exploration \$	African Exploration \$	Total \$
Segment revenue and other income	-	-	-
Segment Results	-	-	-
Amounts not included in segment results but reviewed by Board: <i>Expenses not directly allocable to identifiable segments or areas of interest</i>			
▶ Share of equity accounted investees loss	(1,252)	-	(1,252)
▶ Compliance and regulatory costs	(101,909)	-	(101,909)
▶ Director remuneration excluding consulting fees	(85,778)	-	(85,778)
▶ Exploration and rehabilitation (expenditure) / recovered	(35,818)	-	(35,818)
▶ Finance costs	(159)	(171)	(330)
▶ Legal and consulting fees	(71,212)	-	(71,212)
▶ Other expenses	(490)	-	(490)
Loss after Income Tax			(296,789)
As at 31 December 2020			
Segment Assets	742,768	1,038	743,806
Unallocated Assets:			
▶ Trade and other receivables			-
Total Assets			743,806
Segment Liabilities	565,755	-	565,755
Unallocated Liabilities:			
▶ Other payables			-
Total Liabilities			565,755

BLINA MINERALS NL

AND CONTROLLED ENTITIES

ABN 25 086 471 007

INTERIM FINANCIAL REPORT 31 DECEMBER 2020

NOTES TO THE CONSOLIDATED FINANCIAL STATEMENTS

for the half-year ended 31 December 2020

NOTE 11 OPERATING SEGMENTS (CONT.)

For the half-year ended 31 December 2019	Australian Exploration \$	African Exploration \$	Total \$
Segment revenue and other income	128	-	128
Segment Results	128	-	128
Amounts not included in segment results but reviewed by Board:			
▶ Business development	(9,564)	-	(9,564)
▶ Compliance and regulatory costs	(115,943)	-	(115,943)
▶ Director remuneration excluding consulting fees	(73,592)	-	(73,592)
▶ Exploration and rehabilitation (expenditure) / recovered	(119,402)	-	(119,402)
▶ Finance costs	(286)	(173)	(459)
▶ Legal and consulting fees	(100,602)	-	(100,602)
▶ Loss on disposal of investment	(33,583)	-	(33,583)
▶ Other expenses	(861)	-	(861)
Loss after Income Tax			(453,878)
As at 30 June 2020			
Segment Assets	679,656	1,247	680,903
Unallocated Assets:			
▶ Trade and other receivables			-
Total Assets			680,903
Segment Liabilities	206,026	-	206,026
Unallocated Liabilities:			
▶ Other payables			-
Total Liabilities			206,026

For personal use only

NOTES TO THE CONSOLIDATED FINANCIAL STATEMENTS

for the half-year ended 31 December 2020

NOTE 12 STATEMENT OF SIGNIFICANT ACCOUNTING POLICIES

This note provides a list of the significant accounting policies adopted in the preparation of these consolidated financial statements to the extent they have not already been disclosed in the other notes above. These policies have been consistently applied to all the years presented, unless otherwise stated.

12.1 Basis of preparation**12.1.1 Reporting Entity**

Blina Minerals NL is a listed public company, domiciled and incorporated in Australia. The Company's registered office is at Level 1, 247 Oxford Street, West Leederville, Western Australia. These are the consolidated financial statements and notes of Blina Minerals NL (the Company) and controlled entities (collectively the Group). The financial statements comprise the consolidated financial statements of the Group. For the purposes of preparing the consolidated financial statements, the Company is a for-profit entity. The Group is a for-profit entity and is primarily involved in the exploration, development and mining of minerals.

The separate financial statements of Blina Minerals NL, as the parent entity, have not been presented with this financial report as permitted by the Corporations Act 2001 (Cth).

12.1.2 Basis of accounting

The half-year financial report is a general purpose financial report prepared in accordance with the *Corporations Act 2001* and AASB 134 *Interim Financial Reporting*. Compliance with AASB 134 ensures compliance with International Financial Reporting Standard IAS 34 *Interim Financial Reporting*. The condensed Consolidated Financial Report does not include notes of the type normally included in an annual financial report and shall be read in conjunction with the most recent annual financial report, being 30 June 2020.

The financial statements were authorised for issue on 16 March 2021 by the directors of the Company.

12.1.3 Going Concern

The Interim Financial Report has been prepared on the going concern basis that contemplates the continuity of normal business activities and the realization of assets and extinguishment of liabilities in the ordinary course of business.

The Group incurred a loss for the half-year of \$296,789 (31 December 2019: \$453,878 loss) and a net cash inflow from operating and financing activities of \$8,565 (31 December 2019: \$286,191 outflow).

As at 31 December 2020, the Group had a working capital deficit of \$519,961 (30 June 2020: \$189,545 working capital deficit).

The Directors have prepared a cash flow forecast, which indicates that the ability of the Group to continue as a going concern is primarily dependent on securing additional funding through capital raisings.

Should the Group not be able to raise further funds, there exist a material uncertainty which may cast significant doubt as to whether the Group will continue as a going concern and therefore whether it will realise its assets and extinguish its liabilities in the normal course of business and at the amounts stated in the financial report.

The Directors believe that there are reasonable grounds to believe that the Group will be able to continue as a going concern, after consideration of the following factors:

1. The Directors are confident the Group has the ability to raise further funds through capital raisings; and
2. Subject to the shareholders' approval on the events at the AGM to be held on 19 March 2021:
 - The issued capital of the Company be consolidated on the basis that every 50 shares be consolidated into 1 share and every 50 options be consolidated into 1 option.
 - A Capital Raising to be undertaken to raise up to \$2,150,000 by issue up to 215,000,000 shares (on post-consolidation basis).
 - Undertake an Option Placement to raise \$187,500 by a placement of 187,500,000 New Options.
 - To undertake a Share Purchase Plan to issue up to 25,000,000 shares (on post-consolidation basis) and 12,500,000 new options.
 - The Company to acquire the remaining 50% interest in Colour Minerals Pty Ltd by issuing 100,000,000 Shares (on post-consolidation basis) and 50,000,000 New Options (on post-consolidation basis) exercisable at \$0.03 per options (on post-consolidation basis) expiring 3 years from the date of issue.

Accordingly, the Directors believe that the Group will be able to continue as a going concern and that it is appropriate to adopt the going concern basis in the preparation of the financial report.

For personal use only

NOTES TO THE CONSOLIDATED FINANCIAL STATEMENTS

for the half-year ended 31 December 2020

NOTE 12 STATEMENT OF SIGNIFICANT ACCOUNTING POLICIES**12.1.3 Going Concern (continued)**

The Interim Financial Report does not include any adjustments relating to the amounts or classification of recorded assets or liabilities that might be necessary if the Group does not continue as a going concern.

12.2 Use of estimates and judgments

The preparation of the interim financial statements requires management to make judgements, estimates and assumptions that affect the application of policies and reported amounts of assets and liabilities, income and expenses. These estimates and associated assumptions are based on historical experience and various factors that are believed to be reasonable under the circumstances, the results of which form the basis of making the judgements about carrying values of assets and liabilities that are not readily apparent from other sources. Actual results may differ from these estimates.

Estimates and underlying assumptions are reviewed on an ongoing basis. Revisions to accounting estimates are recognised in the period in which the estimate is revised and in any future periods affected.

The judgements, estimates and assumptions applied in the condensed financial statements, including the key sources of estimation uncertainty were the same as those applied in the Group's last annual financial statements for the year ended 30 June 2020.

12.3 New Accounting Standards and Interpretations not yet mandatory or early adopted

Certain new accounting standards and interpretations have been published that are not mandatory for 31 December 2020 reporting period have not been early adopted by the Group. These standards are not expected to have a material impact on the Group.

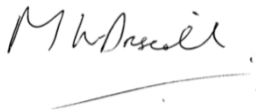
For personal use only

DIRECTORS' DECLARATION

The directors of the Company declare that:

1. The financial statements and notes, are in accordance with the *Corporations Act 2001 (Cth)* and:
 - (a) comply with Accounting Standard AASB 134: *Interim Financial Reporting*; and
 - (b) give a true and fair view of the financial position as at 31 December 2020 and of the performance for the half-year ended on that date of the Company and Group.
2. in the directors' opinion there are reasonable grounds to believe that the Group will be able to pay its debts as and when they become due and payable.

This declaration is made in accordance with a resolution of the Board of Directors and is signed for and on behalf of the directors by:



MATTHEW DRISCOLL

Chairman

Dated this Tuesday, 16 March 2021

Independent Auditor's Review Report to the members of Blina Minerals Limited

Report on the Interim Financial Report

Conclusion

We have reviewed the accompanying interim financial report of Blina Minerals Limited (the "Company") and its controlled entities (the "Group"), which comprises the consolidated statement of financial position as at 31 December 2020, the consolidated statement of profit or loss and other comprehensive income, consolidated statement of changes in equity and consolidated statement of cash flows for the period ended on that date, condensed notes comprising a summary of accounting policies, selected other explanatory notes and the directors' declaration of the Group comprising the Company and the entities it controlled at the half-year end or from time to time during the interim period.

Based on our review, which is not an audit, we have not become aware of any matter that makes us believe that the interim financial report of Blina Minerals Limited is not in accordance with the *Corporations Act 2001* including:

- (a) giving a true and fair view of the Group's financial position as at 31 December 2020 and of its performance for the half-year period ended on that date; and
- (b) complying with Accounting Standard AASB 134 *Interim Financial Reporting* and the *Corporations Regulations 2001*.

Basis for Conclusion

We conducted our review in accordance with ASRE 2410 *Review of a Financial Report Performed by the Independent Auditor of the Entity* (ASRE 2410). Our responsibilities are further described in the Auditor's Responsibilities for the Review of the Financial Report section of our report. We are independent of the Company in accordance with the auditor independence requirements of the *Corporations Act 2001* and the ethical requirements of the Accounting Professional & Ethical Standards Board's APES 110 *Code of Ethics for Professional Accountants (including Independence Standards)* (the Code) that are relevant to our audit of the annual financial report in Australia. We have also fulfilled our other ethical responsibilities in accordance with the Code. We confirm that the independence declaration required by the *Corporations Act 2001* which has been given to the directors of the Company, would be in the same terms if given to the directors as at the time of this auditor's review report.

We confirm that the independence declaration required by the *Corporations Act 2001* which has been given to the directors of the Company, would be in the same terms if given to the directors as at the time of this auditor's review report.

Emphasis of Matter - Material Uncertainty Related to Going Concern

Without modifying our review conclusion, we draw attention to Note 12.1.3 of the interim financial report, which indicates that the Group will require further funding in the next twelve months from the date of this report to fund its planned operating costs. These conditions, along with other matters as set forth in Note 12.1.3, indicate the existence of a material uncertainty that may cast significant doubt about the Group's ability to continue as a going concern and therefore the Group may be unable to realise its assets and discharge its liabilities in the normal course of business.

Responsibility of the Directors for the Interim Financial Report

The directors of the Company are responsible for the preparation of the interim financial report that gives a true and fair view in accordance with Australian Accounting Standards and the *Corporations Act 2001* and for such internal control as the directors determine is necessary to enable the preparation of the interim financial report that gives a true and fair view and is free from material misstatement, whether due to fraud or error.

Auditor's Responsibility for the Review of the Interim Financial Report

Our responsibility is to express a conclusion on the interim financial report based on our review. ASRE 2410 requires us to conclude whether we have become aware of any matter that makes us believe that the interim financial report is not in accordance with the *Corporations Act 2001* including giving a true and fair view of the Company's financial position as at 31 December 2020 and its performance for the half-year ended on that date, and complying with Accounting Standard AASB 134 *Interim Financial Reporting* and the *Corporations Regulations 2001*.

A review of an interim financial report consists of making enquiries, primarily of persons responsible for financial and accounting matters, and applying analytical and other review procedures. A review is substantially less in scope than an audit conducted in accordance with Australian Auditing Standards and consequently does not enable us to obtain assurance that we would become aware of all significant matters that might be identified in an audit. Accordingly, we do not express an audit opinion.

NPAS

Nexia Perth Audit Services Pty Ltd



Muranda Janse Van Nieuwenhuizen

Director

Perth

16 March 2021

For personal use only



BLINA
MINERALS