

For personal use only



**ARGOSY MINERALS**  
LIMITED

ABN 27 073 391 189

**ANNUAL REPORT**  
**31 DECEMBER 2020**

**Argosy Minerals Limited**  
**Table of Contents**  
**31 December 2020**

Corporate directory	1
Directors' report	2
Auditor's independence declaration	17
Corporate Governance Statement	18
Consolidated Statement of profit or loss and other comprehensive income	26
Consolidated Statement of financial position	27
Consolidated Statement of changes in equity	28
Consolidated Statement of cash flows	29
Notes to the financial statements	30
Directors' declaration	51
Independent auditor's report to the members of Argosy Minerals Limited	52
Shareholder information	55

**Argosy Minerals Limited  
Corporate Directory  
31 December 2020**

Directors	Mr Alexander Molyneux Mr Jerko Zuvela Mr Ranko Matic Mr Malcolm Randall	Non-Executive Chairman Managing Director Non-Executive Director Non-Executive Director
Company Secretary	Ms Andrea Betti	
Registered Office	Level 2 22 Mount Street PERTH WA 6000	
Contacts	Ph: 08 6188 8181 Fx: 08 6188 8182 admin@argosyminerals.com.au www.argosyminerals.com.au	
Auditors	RSM Australia Level 32, Exchange Tower 2 The Esplanade PERTH WA 6000	
Share Registry	Automic Registry Services Level 2 267 St Georges Terrace PERTH WA 6000 08 9324 2099	
ASX Listing	ASX:AGY	
Solicitors	W Advisers Level 5, 151 Macquarie Street SYDNEY NSW 2000	

**Argosy Minerals Limited**  
**Directors' report**  
**31 December 2020**

The directors present their report, together with the financial statements, on the consolidated entity (referred to hereafter as the 'Group') consisting of Argosy Minerals Limited (referred to hereafter as the 'company' or 'parent entity') and the entities it controlled for the year ended 31 December 2020.

**Directors**

The following persons were directors of Argosy Minerals Limited during the whole of the financial year and up to the date of this report, unless otherwise stated:

Mr Alexander Molyneux  
Mr Jerko Zuvela  
Mr Ranko Matic  
Mr Malcolm Randall

**Principal activities**

The principal activity of the Group during the period was the development of the Rincon Lithium Project in Argentina and exploration of the Tonopah Lithium Project in USA. No significant change in the nature of this activity occurred during the financial period.

**Dividends**

There were no dividends paid, recommended or declared during the current or previous financial year.

**Review of operations**

The net loss for the consolidated entity after providing for income tax amounted to \$3,084,619 (31 December 2019: \$2,394,308).

**CORPORATE**

On 8 January 2020, the Company announced it had received official approval notification from the Government of Salta Province and its regulatory bodies – the Ministry of Production and Sustainable Development, and the Secretary of Mining and Energy – granting the development of the next stage works at the Company's Rincon Lithium Project, comprising construction of a ~2,000tpa lithium processing plant, on-going lithium production operations from the process plant, and all associated works in relation to these activities in accordance with standard environmental requirements set out in the notice approving the Company's Environmental Impact Report.

On 11 March 2020, Novel Coronavirus (COVID-19) was declared a global pandemic by the World Health Organisation and on 20 March 2020, the Company announced that due to the COVID-19 pandemic, the Group had determined to suspend pilot plant operations at the Rincon Lithium Project until such time as it is deemed safe and reasonable to resume.

On 10 June 2020, the Company announced that operations were to recommence with the Company establishing relevant protocols and continuing to monitor the COVID-19 situation and the potential impacts on operations.

On 12 October 2020 the Company announced 1,000,000 unlisted options with an exercise price of \$0.1104 expired on 10 October 2020, unexercised.

On 23 December 2020 the Company announced 4,500,000 unlisted options with an exercise price of \$0.225 expired on 22 December 2020, unexercised and 1,000,000 Share Appreciation Rights, exercisable at \$0.225 also expired on 22 December 2020, unexercised.

**OPERATIONS**

Argosy has a current 77.5% (and ultimately 90%) interest in the Rincon Lithium Project. The Rincon Lithium Project is the flagship asset in Argosy's lithium development strategy, and is located in Salta Province, Argentina. The Company also has a 100% interest in the Tonopah Lithium Project in Nevada, USA.

The milestones achieved during the 2020 Financial Reporting Period establish that Argosy is genuinely delivering on its 'fast-track' lithium development strategy and remains confident of achieving key upcoming milestones. Argosy is committed to building a sustainable lithium production company, highly leveraged to the forecast growth in the lithium-ion battery sector.



Argosy Minerals Limited – Rincon Lithium Project Location Map

### Rincon Lithium Project

The Rincon Lithium Project is the flagship asset in Argosy's lithium development strategy, and is located within the Salar del Rincon in Salta Province, Argentina, in the world renowned "lithium triangle". The Project comprises up to 2,794 hectares of mining concessions and mining easement right landholdings, and is a JV partnership with pre-eminent lithium processing expert Pablo Alurralde. The Company has established a well-defined pathway to target commercial production of LCE product.

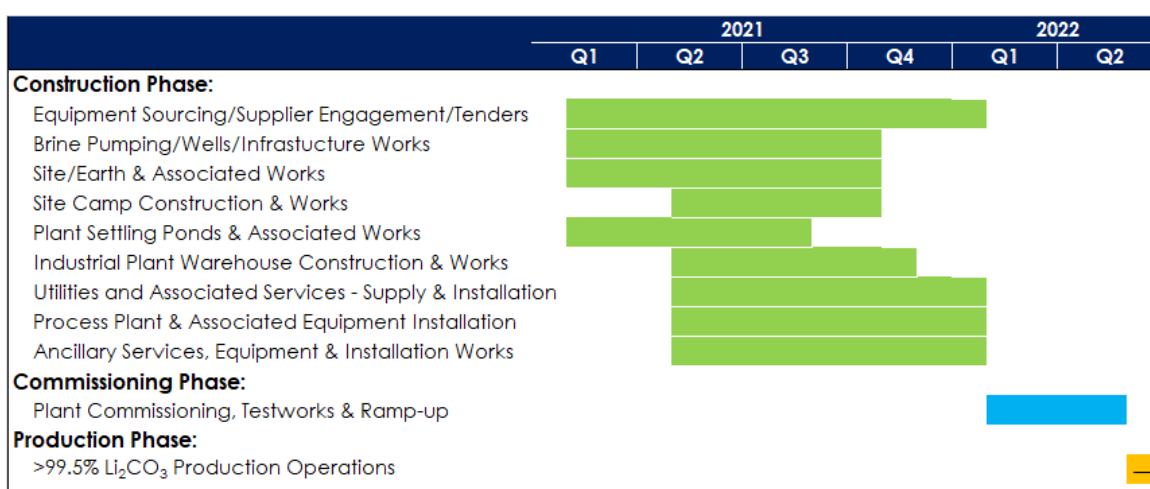
During the annual reporting period and to date, the Company made substantial progress at the Project, with the major project milestones accomplished being:

- ✓ \$30 million capital raising completed to fully fund the construction of the 2,000tpa lithium carbonate process plant and through to lithium carbonate production and cash-flow generation;
- ✓ The 2,000tpa lithium carbonate process plant construction and works schedule defined, with first commercial production of battery quality  $\text{Li}_2\text{CO}_3$  product targeted from mid-2022;
- ✓ 2,000tpa plant designed and being constructed in modular process to accommodate planned expansion to 10,000tpa operation;
- ✓ Milestone 20 tonne cargo of high-purity battery quality >99.5% lithium carbonate product from Argosy's industrial scale pilot plant sold and delivered to Korean customer, with Argosy receiving full payment;
- ✓ Delineated a JORC Exploration Target<sup>1</sup> of 262,000 tonnes to 479,000 tonnes of contained  $\text{Li}_2\text{CO}_3$  based on a weighted average grade of between 315 mg/L and 327 mg/L, with depth interval between 102.5m to 300m below ground level.
- ✓ Sustained validation of the Company's exclusive and proprietary successful environmentally clean and conventional chemical process technology to produce high purity battery quality lithium carbonate product acceptable for high-specification international markets;
- ✓ The chemical process technology specially developed for the Rincon Lithium Project will enable a low emissions operation with a small carbon footprint, low energy and raw water usage requirements, and will deliver exceptional product quality results for the ~2,000tpa and ~10,000tpa operations;
- ✓ CSR program initiatives continued at Rincon (and adapted to suit Covid-19 conditions);
- ✓ Received permitting approvals from Salta Province regulatory authorities, for construction of the ~2,000tpa commercial lithium carbonate processing plant module and subsequent lithium production operations – as part of staged scale-up development of the Rincon Lithium Project;
- ✓ Environmental Impact Assessment report for the commercial scale 10,000tpa operation and project development progressing to final completion, with completed baseline and associated sections submitted to the department of the Salta Province Secretary of Mining;
- ✓ Salta government provided their support for the full development of the Rincon Project following meetings with the Salta Governor, Ministers and local government officials – who conducted a site visit to the Company's industrial scale pilot plant site operations;

**Argosy Minerals Limited**  
**Directors' report**  
**31 December 2020**

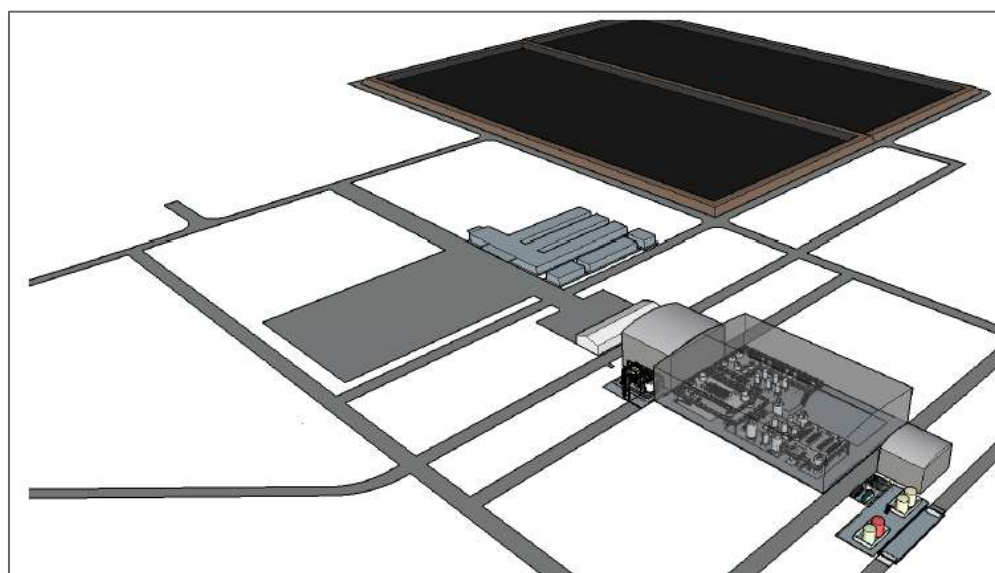
- ✓ Completed maiden export shipment and sale of 5 tonnes of high-purity battery quality >99.5% Li<sub>2</sub>CO<sub>3</sub> product delivered to Mitsubishi Corporation RtM Japan Ltd;
- ✓ Argosy joined the European Raw Materials Alliance and the EBA250 network (the industrial development program of the European Battery Alliance);
- ✓ Progressed with LCE product end-users for potential commercial scale product offtake, with
  - Rincon product samples customer tested by Japanese cathode manufacturer achieving 99.88% Li<sub>2</sub>CO<sub>3</sub> purity, whilst 99.94% Li<sub>2</sub>CO<sub>3</sub> purity achieved by Korean cathode manufacturer;
- ✓ Continued Rincon industrial scale pilot plant operations;
- ✓ Progressed exploration works at the Tonopah Lithium Project with geophysical gravity data identifying lithium brine trap targets that may contain accumulated concentrated lithium brine.

<sup>1</sup>An Exploration Target is not a Mineral Resource. The potential quantity and grade of an Exploration Target is conceptual in nature. A Mineral Resource has been identified above the Exploration Target, but there has been insufficient exploration to estimate any extension to the Mineral Resource and it is uncertain if further exploration will result in the estimation of an additional Mineral Resource.



**Rincon Lithium Project – Targeted 2,000tpa Process Plant Development Schedule**

Key objectives for Argosy during 2021 include progressing construction of the 2,000tpa lithium carbonate process plant and associated works, further progress strategic offtake arrangements for the 2,000tpa and 10,000tpa product, conduct additional exploration drilling works at Rincon (based on the Exploration Target estimate outcomes) to upgrade the current JORC indicated resource, progress the Rincon 10,000tpa operation feasibility and development works, continue exploration works at the Tonopah Lithium Project via geophysical surveying and then consider drill-testing of targets identified, and consider new strategic opportunities and acquisitions. In addition, the Company will continue low-scale lithium carbonate production operations from the industrial scale pilot plant to continue producing high-purity battery quality >99.5% lithium carbonate product.



**Rincon Lithium Project – Schematic of Modular 2,000tpa Lithium Carbonate Process Plant Operation**



**Argosy Minerals Limited**  
**Directors' report**  
**31 December 2020**

With the continued concerns relating to the COVID-19 pandemic, the Company is taking appropriate safety measures and actions to protect our staff and business operations, including precautions advised and regulated by the Australian and Argentine Governments. As a result, the objectives noted above may be delayed or extended.



**Rincon Lithium Project – Salta Government officials with the 20 tonne High Quality >99.5% Lithium Carbonate Product for Export**

**Rincon CSR Programme**

The Company has undertaken broad range CSR initiatives within the Salta Province, focusing on delivering on its CSR policies that began in 2017, and building relationships with the community in the Salar del Rincon region and the local community.

Since this time, the Company has developed long-term relationships with the community and stakeholders as well as creating long lasting benefits. The Company has adapted elements of the programme due to Covid-19 developments.

Argosy continues making a valuable contribution to the local communities through its CSR programme and will continue supporting local communities in developing a sustainable economic environment with long lasting benefits.

**Tonopah Lithium Project**

The Company has a 100% interest in the tenements comprising the Tonopah Lithium Project (TLP), located in Nevada, USA.

TLP provides a relatively low-risk opportunity to take an early stage lithium brine project and apply the Argosy strategy – as demonstrated at our Rincon Lithium Project, to similarly advance TLP. The Project is located in one of the world's most favourable and stable mining jurisdictions and home to the USA's burgeoning electric vehicle industry, with well-developed infrastructure and a skilled local workforce.

The Project has the following key characteristics:

- ✦ Located within the Big Smokey Valley region in Nevada, USA, and comprises 425 claims covering an area of ~34.25km<sup>2</sup>.
- ✦ Directly analogous to the neighbouring Silver Peak Lithium Mine deposit model, both geologically and structurally.
- ✦ SRK completed a technical review of the Project and provided positive validation of the lithium brine resource potential.
- ✦ Geophysical survey data available over the Project area, identifying lithium brine targets areas.
- ✦ The lithium brine deposit model has the following key geological features:
  - Closed basin structures, with lithium bearing host rocks in an area of high evaporation;
  - Basin fill that includes clay, sand and ash horizons that can act as traps and lithium-brine reservoirs;
  - Expected presence of key stratigraphic marker horizons, including the Bishop Tuff, which is the key lithium brine-hosting horizon at Silver Peak Mine;
  - Known active and paleo geothermal activity and recent faulting;
  - Anomalous lithium in the surface sediments and near-surface waters;
  - Little to no drilling has penetrated the key buried, paleo brine targets; and

- ▶ The commercial viability of the in-situ lithium mineralisation is established by continuous production at the Silver Peak Mine.
- ✦ There is considerable data on the geology, hydrology and structural controls on the mineralisation of the Silver Peak Mine, as a result of its long history.
- ✦ High quality regional and site infrastructure will facilitate project development. The Project is within a 40 minute drive from the regional mining centre of Tonopah - located 336km from Las Vegas and 380km from Reno, Nevada.



Argosy Minerals Limited – Tonopah Lithium Project Location Map

During the annual reporting period and to date, the Company progressed the Project via reviewing geophysical gravity data that identified lithium brine trap targets that may contain accumulated concentrated lithium brine, which are the focus for Argosy's exploration works at the Project.

The gravity data was previously modelled to create a 3D depth inversion model of the basin to define sub-basins that may be sites for lithium brine accumulation.

The 3D inversion model shows:

- ✦ northeast depth gradients crossing the Northwest Clayton Valley basin caused by normal faults which define boundaries of sub-basins;
- ✦ the sub-basins are targets for traps for the concentration of lithium brine from groundwater flow from the northwest toward the Silver Peak lithium brine operation; and
- ✦ the Northwest Clayton Valley basin in the central part of the Tonopah Project area has basement depths of greater than 3,000m – highlighting the depth potential for accumulation of lithium brine areas.
- ✦ The lithium brine trap targets identified from the 3D inversion modelling will allow the Company to progress potential follow-up magnetotelluric resistivity surveying and drilling works to determine lithium brine prospectivity.

The Company considers the opportunity to develop a USA based project in a jurisdiction supportive of the commercial development of lithium, and which is listed on the US Government's 2018 Final List of 35 Minerals Deemed Critical to U.S. National Security and the Economy, as a strategic position to further develop Argosy into a world-class lithium producer. Furthermore, the US Department of Commerce has previously reported that "unprecedented action" would be taken to strengthen the USA's critical mineral supply chains, including via support for domestic resource development.



**Covid-19 Update**

Regarding the Covid-19 pandemic, the Company is taking appropriate safety measures and actions to protect our staff and business operations, including precautions advised and regulated by the Australian, Argentine and USA Governments.

First and foremost, our priority is the health, safety and wellbeing of our staff, partners and community, and as such, the Company is actively monitoring the Covid-19 situation.

The Company has encountered delays to some of its project operations as a result of the pandemic across Argentina and USA. Fortunately, we are currently able to operate with regular on-going works at the Rincon Project, operating within safe control measures implemented by the Company and following government regulations.

**Statement of Resources & Reserves – Rincon Lithium Project**

Aquifer Unit	Aquifer Volume (Mm <sup>3</sup> )	Average Thickness (m)	Average Specific Yield (%)	Drainable Brine Volume (Mm <sup>3</sup> )	Li (Grade) (mg/L)	LCE (T)
Fractured Halite	161	10	10.4%	16.7	334	29,772
Clay	387	24	3.0%	11.6	320	19,892
Mixed Clastics	570	35	11.6%	66.1	313	110,493
Clay	76	5	1.0%	0.8	333	1,361
Black Sand	360	22	13.2%	47.7	316	80,442
Gravel	1	0.09	10%	0.1	307	235
Competent Halite	138	8	1%	1.4	398	2,926
<b>Argosy Rincon Totals</b>	<b>1693</b>	<b>103</b>		<b>144</b>	<b>325</b>	<b>245,120</b>

**Rincon Lithium Project - JORC Indicated Mineral Resource Estimate**

**Notes:**

*Mineral Resource Estimates are to JORC (2012) standards.*

*Specific Yield is a measure of drainable porosity.*

*Lithium Grade is calculated as a weighted mean average grade for each aquifer unit.*

*LCE (Lithium Carbonate Equivalent) is derived from the Li grade assuming 1 T of Li equals 5.3 T of LCE.*

*No cut-off grades have been applied to the Mineral Resource Estimates.*

*Mineral Resource Estimates are limited by Argosy Minerals Ltd.'s tenement boundaries and / or aquifer boundaries.*

**Forward Looking Statements:** Statements regarding plans with respect to the Company's mineral properties are forward looking statements. There can be no assurance that the Company's plans for development of its mineral properties will proceed as expected. There can be no assurance that the Company will be able to confirm the presence of mineral deposits, that any mineralisation will prove to be economic or that a mine will successfully be developed on any of the Company's mineral properties.

**Cautionary Statements:**

Argosy confirms that it is not aware of any new information or data that materially affects the information included in the original market announcement and, in the case of Mineral Resources or Ore Reserves, that all material assumptions and technical parameters underpinning the estimates in the relevant market announcement continue to apply and have not materially changed. Argosy confirms that the form and context in which the Competent Person's findings are presented have not been materially modified from the original market announcement.

**ASX Listing Rules Compliance**

The Mineral Resources information contained in this ASX release is extracted from the report entitled "Argosy Upgrades Lithium Rincon Lithium Project JORC resource" dated 13 November 2018 and the Exploration Target information contained in this ASX release is extracted from the report entitled "Rincon Project JORC Exploration Target" dated 11 January 2021, are available at [www.argosyminerals.com.au](http://www.argosyminerals.com.au) and [www.asx.com](http://www.asx.com). Argosy confirms that it is not aware of any new information or data that materially affects the information included in the original market announcements and, in the case of Exploration Targets, Mineral Resources or Ore Reserves, that all material assumptions and technical parameters underpinning the estimates in the relevant market announcements continue to apply and have not materially changed. Argosy confirms that the form and context in which the Competent Person's findings are presented have not been materially modified from the original market announcement.

**Argosy Minerals Limited**  
**Directors' report**  
**31 December 2020**

Argosy advises references to the Company's current target of producing 2,000tpa of high purity battery quality lithium carbonate product at the Rincon Lithium Project should be read subject to and clarified by the Company's current intention that the 2,000tpa production target does not extend beyond a two-year period from the Clarifying Announcement (lodged 10<sup>th</sup> February 2021, available at [www.argosyminerals.com.au](http://www.argosyminerals.com.au) and [www.asx.com](http://www.asx.com)).

At the conclusion of the two-year period, it is the Company's current intention that, subject to feasibility, finance, market conditions and completion of development works at the Rincon Lithium Project, the Company's 10,000tpa production target will apply. The current 2,000tpa production target is intended to form a modular part of the 10,000tpa operation from its commencement.

Argosy further advises that references in this ASX release in relation to the 10,000tpa production target are extracted from the report entitled "Argosy delivers exceptional PEA results for Rincon Project" dated 28 November 2018, available at [www.argosyminerals.com.au](http://www.argosyminerals.com.au) and [www.asx.com](http://www.asx.com). Argosy confirms that it is not aware of any new information or data that materially affects the information included in the Announcement and, in the case of the Production Target, Mineral Resources or Ore Reserves contained in the Announcement, that all material assumptions and technical parameters underpinning the estimates in the PEA announcement continue to apply and have not materially changed. Argosy confirms that the form and context in which the Competent Person's findings are presented have not been materially modified from the PEA announcement.

**Reference to Previous ASX Releases:**

This document refers to the following previous ASX releases:

- 13th Nov 2018 - Argosy Upgrades Lithium Rincon Lithium Project JORC Resource
- 28th Nov 2018 - Argosy delivers exceptional PEA results for Rincon Project
- 11<sup>th</sup> Jan 2021 - Rincon Project JORC Exploration Target
- 8<sup>th</sup> Feb 2021 - \$30M Placement to Fund 2,000tpa Production
- 10<sup>th</sup> Feb 2021 - Clarifying Announcement

**Competent Person's Statement – Rincon Lithium Project**

The information contained in this ASX release relating to Exploration Targets, Exploration Results and Mineral Resource Estimates has been prepared by Mr Duncan Storey. Mr Storey is a Hydrogeologist, a Chartered Geologist and Fellow of the Geological Society of London (an RPO under JORC 2012). Mr Storey has sufficient experience that is relevant to the style of mineralisation and type of deposit under consideration and to the activity being undertaken to qualify as a competent person as defined in the 2012 edition of the Australasian Code for Reporting of Exploration Results, Mineral Resources and Ore Reserves.

Duncan Storey is an employee of AQ2 Pty Ltd and an independent consultant to Argosy Minerals Ltd. Mr Storey consents to the inclusion in this announcement of this information in the form and context in which it appears. The information in this announcement is an accurate representation of the available data from exploration at the Rincon Lithium Project.

Chemical Engineer's Statement: The information in this announcement that relates to lithium carbonate processing is based on information compiled and/or reviewed by Mr Pablo Alurralde. Mr Alurralde is the President of Puna Mining S.A. and consents to the inclusion in this announcement of this information in the form and context in which it appears. Mr Alurralde is a chemical engineer with a degree in Chemical Engineering from Salta National University in Argentina. Mr Alurralde has sufficient experience which is relevant to the lithium carbonate and lithium hydroxide processing and testing undertaken to evaluate the data presented.

**Competent Person's Statement – Tonopah Lithium Project**

The information contained in this ASX release relating to Exploration Results has been prepared by Mr Jerko Zuvela. Mr Zuvela is a Member of the Australasian Institute of Mining and Metallurgy and has sufficient experience that is relevant to the style of mineralisation and type of deposit under consideration and to the activity being undertaken to qualify as a Competent Person as defined in the 2012 Edition of the Australasian Code for Reporting of Exploration Results, Mineral Resources and Ore Reserves. Mr Zuvela is the Managing Director of Argosy Minerals Ltd and consents to the inclusion in this announcement of this information in the form and context in which it appears. The information in this announcement is an accurate representation of the available data from exploration at the Rincon Lithium Project.

**Schedule of Tenements**

The schedule of tenements held by the Company as at 16 March 2021 is shown below.

Tenement	Location	Beneficial Percentage held
File 7272 (Telita) <sup>1</sup>	Salta, Argentina	77.5% (JV, earning up to 90%)
File 14342 (Chiquita 2) <sup>1</sup>	Salta, Argentina	77.5% (JV, earning up to 90%)
File 22850 (Romulo) <sup>1</sup>	Salta, Argentina	77.5% (JV, earning up to 90%)
File 22955 (Frodo) <sup>1</sup>	Salta, Argentina	77.5% (JV, earning up to 90%)
File 1414 (Talisman) <sup>1</sup>	Salta, Argentina	77.5% (JV, earning up to 90%)
File 1904 (Nelly) <sup>1</sup>	Salta, Argentina	77.5% (JV, earning up to 90%)
File 1905 (Angelica) <sup>1</sup>	Salta, Argentina	77.5% (JV, earning up to 90%)
File 2889 (Maria) <sup>1</sup>	Salta, Argentina	77.5% (JV, earning up to 90%)

File 2890 (Irene) <sup>1</sup>	Salta, Argentina	77.5% (JV, earning up to 90%)
File 6343 (Tigre) <sup>1</sup>	Salta, Argentina	77.5% (JV, earning up to 90%)
File 6345 (Puma) <sup>1</sup>	Salta, Argentina	77.5% (JV, earning up to 90%)
File 100561 (Praga I) <sup>1</sup>	Salta, Argentina	77.5% (JV, earning up to 90%)
File 100562 (Praga II) <sup>1</sup>	Salta, Argentina	77.5% (JV, earning up to 90%)
File 100625 (Praga III) <sup>1</sup>	Salta, Argentina	77.5% (JV, earning up to 90%)
File 10626 (Praga IV) <sup>1</sup>	Salta, Argentina	77.5% (JV, earning up to 90%)
File 17902 (Reyna) <sup>1</sup>	Salta, Argentina	77.5% (JV, earning up to 90%)
File 62308 (Tincal) <sup>1</sup>	Salta, Argentina	77.5% (JV, earning up to 90%)
File 6681 (San Marcos)	Salta, Argentina	77.5% (JV, earning up to 90%)
File 7215 (Jujuy) <sup>1</sup>	Salta, Argentina	77.5% (JV, earning up to 90%)
File 14970 (San Jose) <sup>1</sup>	Salta, Argentina	77.5% (JV, earning up to 90%)
File 4128 (Mining easement right) <sup>1</sup>	Salta, Argentina	77.5% (JV, earning up to 90%)
File 15698 (Mining easement right) <sup>1</sup>	Salta, Argentina	77.5% (JV, earning up to 90%)
NMC1162672 - 1162935	Nevada, USA	100%
NMC1131801 - 1131815	Nevada, USA	100%
NMC1131817 - 1131827	Nevada, USA	100%
NMC1131830 - 1131837	Nevada, USA	100%
NMC1131842 - 1131852	Nevada, USA	100%
NMC1131856 - 1131868	Nevada, USA	100%
NMC1131871 - 1131973	Nevada, USA	100%

<sup>1</sup> Interest in mining tenement held by Puna Mining S.A.

#### **Matters subsequent to the end of the financial year**

On 2 February 2021, the Company converted 333 listed options exercisable at \$0.20 and expiring 31 March 2022 into 333 ordinary fully paid shares at an issue price of \$0.20.

On 16 February 2021, the Company issued 230,769,230 ordinary fully paid shares at an issue price of \$0.13 raising approximately \$30 million before costs. Under the terms of the capital raising, the Company is also to issue a total of 115,384,615 free attaching unlisted options exercisable at \$0.25 expiring 18 months from date of issue on a basis of 1 for every 2 shares issued. The issue of options are subject to shareholder approval and will be sought at the Company's next general meeting and thus haven't been issued as at the date of this report. Under the terms of the capital raising, the Company is also to issue a total of 115,384,615 free attaching unlisted options exercisable at \$0.25 expiring 18 months from date of issue on a basis of 1 for every 2 shares issued. The issue of options are subject to shareholder approval and will be sought at the Company's next general meeting and thus haven't been issued as at the date of this report.

The impact of the Coronavirus (COVID-19) pandemic is ongoing. It is not practicable to estimate the potential impact, positive or negative, after the reporting date. The situation is rapidly developing and is dependent on measures imposed by the Australian Government and other countries, such as maintaining social distancing requirements, quarantine, travel restrictions and any economic stimulus that may be provided.

No other matters or circumstances have arisen since the end of the financial year which significantly affected or may affect the operation of the Group, the results of those operations or the state of affairs of the Group in subsequent financial years.

#### **Likely developments and expected results of operations**

Information on likely developments in the operations of the consolidated entity and the expected results of operations have not been included in this report because the directors believe it would be likely to result in unreasonable prejudice to the consolidated entity.

#### **Environmental regulation**

The consolidated entity holds participating interests in a number of mining and exploration tenements. The various authorities granting such tenements require the tenement holder to comply with the terms of the grant of the tenement and all directions given to it under those terms of the tenement. There have been no known breaches of the tenement conditions, and no such breaches have been notified by any government agency during the year ended 31 December 2020.

#### **Information on directors**

**Argosy Minerals Limited**  
**Directors' report**  
**31 December 2020**

**Name:** **Alexander Molyneux**  
**Title:** Non-Executive Chairman  
**Qualifications:** B. Ec, Grad. Dip. MinExplGeoSc  
**Experience and Expertise:** Mr Alex Molyneux is an experienced metals and mining industry executive and financier. He currently serves as Chief Executive Officer of Galena Mining Ltd (ASX:G1A) (2018 – present) and was previously CEO of Paladin Energy Ltd. (ASX:PDN) (2015 – 2018), where he presided over a US\$700M successful recapitalisation and re-listing of the company. Mr. Molyneux is also Non-Executive Chairman of Azarga Metals Corp. (TSXV:AZR) (2016 – present) and Non-Executive Director of Metalla Royalty & Streaming Ltd. (TSXV:MTA) (2018 – present). He was previously a Non-Executive Director of Goldrock Mines Corp. (2012 – 2016), a company that was developing a gold project in Salta Province, Argentina until its successful sale to Fortuna Silver Inc., and was CEO and Director of SouthGobi Resources Ltd. (2009 – 2012), an Ivanhoe Mines Group company. Prior to these mining industry executive and director roles, Mr Molyneux was Managing Director - Head of Metals and Mining Investment Banking, Asia Pacific for Citigroup in Hong Kong. As a specialist resources investment banker, he spent approximately 10 years providing advice and investment banking services to natural resources corporations. Mr Molyneux continues to be based in Asia where he has an extensive network within the institutional investment community and local participants in the metals and mining industry. Mr Molyneux holds a Bachelor Degree in Economics from Monash University in Australia.

**Other current directorships:** Azarga Metals Corp. (TSX-V: AZR)  
Tempus Resources Ltd (ASX:TMR)  
Metalla Royalty & Streaming Ltd. (TSX-V: MTA)  
Galena Mining Limited (ASX:G1A)  
Comet Resources Ltd (ASX:CRL)  
Nil

**Former Directorships (in last 3 years)**

**Special Responsibilities:** None  
**Interests in Shares:** 21,700,000 Ordinary Shares  
83,333 Listed Options exercisable at \$0.20 and expiring 31/3/2022

**Name:** **Jerko Zuvela**  
**Title:** Managing Director  
**Qualifications:** B.Sc (Applied Geology)  
**Experience and Expertise:** Mr Jerko Zuvela has over 25 years mineral and resources industry experience in Australia and internationally, during which time he has held senior executive positions in public listed and unlisted companies including for Kangaroo Resources Limited as Chief Geologist, Strike Resources Limited as General Manager Operations and Fireside Resources Limited as Chief Geologist. Mr Zuvela is a Chartered Professional (Geology) Member of the Australian Institute of Mining and Metallurgy.

**Other current directorships:** Discovery Africa Limited (ASX:DAF)  
Ragusa Minerals Limited (ASX:RAS)  
Nil

**Former Directorships (in last 3 years)**

**Special Responsibilities:** None  
**Interests in Shares:** 69,401,739 Ordinary Shares  
166,666 Listed Options exercisable at \$0.20 on or before 31/3/2022

**Name:** **Ranko Matic**  
**Title:** Non-Executive Director  
**Qualifications:** B. Bus, CA  
**Experience and Expertise:** Mr Ranko Matic is a Chartered Accountant with over 25 years' experience in the areas of financial and executive management, accounting, audit, business and corporate advisory. Mr Matic was previously a director of a chartered accounting firm for over 17 years and is currently a Director of a corporate services and advisory company and has specialist expertise and exposure in areas of audit, corporate services, due diligence, mergers and acquisitions, and valuations. Mr Matic is also currently a non-executive director of two other ASX listed companies

**Argosy Minerals Limited**  
**Directors' report**  
**31 December 2020**

Other current directorships: East Energy Resources Ltd (ASX:EER)  
 Australian Gold and Copper Ltd (ASX:AGC)  
 Former Directorships (in last 3 years): Antilles Oil and Gas NL (ASX:AVD) appointed 12/02/2016, resigned 13/11/2018  
 Celsius Resources Limited (ASX:CLA) appointed 23/12/2012, resigned 6/12/2018  
 SIV Asset Management Ltd (ASX:SAM) appointed 25/3/2019, resigned 15/5/2020  
 Special Responsibilities: None  
 Interests in Shares: 27,703,768 Ordinary Shares  
 264,660 Listed Options exercisable at \$0.20 on or before 31/3/2022

**Name:** **Malcolm Randall**  
**Title:** Non-Executive Director  
**Qualifications:** B.ApChem FAICD  
**Experience and Expertise:** Malcolm Randall holds a Bachelor of Applied Chemistry degree and is a Fellow of the Australian Institute of Company Directors. He has more than 45 years' of extensive experience in corporate, management and marketing in the resources sector, including more than 25 years with the Rio Tinto group of companies. His experience has covered a diverse range of commodities including potash (brine), iron ore, base metals, uranium, mineral sands and coal.  
 Mr Randall has held the position of Chairman and director of a number of ASX listed companies.

Other current directorships: Hastings Technology Metals Ltd (ASX:HAS)  
 Ora Gold (ASX:OAU) previously Thundelarra Limited  
 Magnetite Mines Limited (ASX: MGT)  
 Former Directorships (in last 3 years): Summit Resources Limited (ASX:SMM) appointed 30/5/07, resigned 30/11/2018  
 Kalium Lakes Limited (ASX:KLL) appointed 14/7/2016, resigned 26/11/2020  
 MZI Resources Limited (ASX: MZI) appointed 5/5/2009, resigned 30/11/2018  
 Special Responsibilities: None  
 Interests in Shares: 5,320,000 Ordinary Shares  
 10,501 Listed Options exercisable at \$0.20 and expiring 31/3/2022

**Meetings of directors**

The following table sets out the number of Directors' meetings held during the year ended 31 December 2020 and the number of meetings attended by each director. There were three Directors' meetings held during the financial year, with the majority of business conducted via circular resolution. The number of meetings attended by each Director during the year was:

Director	Meetings Eligible to Attend	Meetings Attended
Alex Molyneux	3	3
Jerko Zuvela	3	3
Ranko Matic	3	3
Malcolm Randall	3	3

**Remuneration report (audited)**

The remuneration policy of Argosy Minerals Limited has been designed to align director and executive objectives with shareholder and business objectives by providing a fixed remuneration component and offering specific long term incentives based on key performance areas affecting the Group's financial results. The board of Argosy Minerals Limited believes the remuneration policy is appropriate and effective in its ability to attract and retain high calibre executives and directors to run and manage the Group.

The remuneration report is set out under the following main headings:

- Principles used to determine the nature and amount of remuneration
- Details of remuneration
- Service agreements
- Share-based compensation
- Additional information
- Additional disclosures relating to key management personnel



***Principles used to determine the nature and amount of remuneration***

*Non-executive directors' remuneration*

The Group's policy is to remunerate non-executive directors at a fixed fee for time, commitment and responsibilities. Remuneration for non-executive directors is not linked to individual performance. From time to time the Group may grant options to non-executive directors. The grant of options is designed to recognise and reward efforts as well as to provide non-executive directors with additional incentive to continue those efforts for the benefit of the Group. The maximum aggregate amount of fees (including superannuation payments) that can be paid to non-executive directors is subject to approval by shareholders at a General Meeting.

*Executive remuneration*

Executive pay and reward consists of a base salary and performance incentives. Long term performance incentives may include options granted at the discretion of the Board and subject to obtaining the relevant approvals. The grant of options is designed to recognise and reward efforts as well as to provide additional incentive and may be subject to the successful completion of performance hurdles.

*Consolidated entity performance and link to remuneration*

The remuneration policy has been tailored to increase goal congruence between shareholders and directors and executives. Currently, this is facilitated through the issue of options to executives to encourage the alignment of personal and shareholder interests. The Group believes this policy will be effective in increasing shareholder wealth. For details of directors and executives interests in options at year end. No market based performance remuneration has been paid in the current year.

*Group performance, shareholder wealth and directors' and executives' remuneration*

The remuneration policy has been tailored to increase the direct positive relationship between shareholders' investment objectives and directors and executives' performance. Currently, this is facilitated through the issue of options to executives to encourage the alignment of personal and shareholder interests. No market based performance remuneration has been paid in the current year.

*Voting and comments made at the company's 2020 Annual General Meeting ('AGM')*

At the 2020 AGM, 86% of the votes received supported the adoption of the remuneration report for the year ended 31 December 2019. The company did not receive any specific feedback at the AGM regarding its remuneration practices.

***Details of remuneration***

*Amounts of remuneration*

Details of the remuneration of the key management personnel of the consolidated entity are set out in the following tables.

	Short-term benefits			Post-emp benefits	Long-term benefits	Share-based payments	Total
	Cash salary and fees	Bonus	Non-Monetary	Super-annuation	Long Service Leave	Payments	
<b>2020</b>	\$	\$	\$	\$	\$	\$	\$
<i>Non-Exec Directors</i>							
Alex Molyneux	60,000	-	-	-	-	-	60,000
Ranko Matic*	43,800	-	-	-	-	-	43,800
Malcolm Randall	40,000	-	-	3,800	-	-	43,800
<i>Executive Directors</i>							
Jerko Zuvela	273,750	-	-	-	-	-	273,750
	417,550	-	-	3,800	-	-	421,350

\* Ranko Matic is a director and shareholder of Consilium Corporate Pty Ltd (Consilium). Consilium was also entitled to an additional \$120,000 in relation to corporate secretarial and accounting services performed during 2020.

**Argosy Minerals Limited**  
**Directors' report**  
**31 December 2020**

	Short-term benefits			Post-emp benefits	Long-term benefits	Share-based payments	Total
	Cash salary and fees	Bonus	Non-Monetary	Super-annuation	Long Service Leave	Payments	
2019	\$	\$	\$	\$	\$	\$	\$
<i>Non-Exec Directors</i>							
Alex Molyneux	45,000	-	-	-	-	-	45,000
Ranko Matic*	43,800	-	-	-	-	-	43,800
Malcolm Randall	40,000	-	-	3,800	-	-	43,800
<i>Executive Directors</i>							
Jerko Zuvela	273,750	-	-	-	-	-	273,750
	402,550	-	-	3,800	-	-	406,350

\* Ranko Matic is a director and shareholder of Consilium Corporate Pty Ltd (Consilium). Consilium was also entitled to an additional \$120,000 in relation to corporate secretarial and accounting services performed during 2019.

The proportion of remuneration linked to performance and the fixed proportion are as follows:

Name	Fixed remuneration		At risk – STI		At risk – LTI	
	2020	2019	2020	2019	2020	2019
<i>Non-Executive Directors:</i>						
Alex Molyneux	100%	100%	0%	0%	0%	0%
Ranko Matic	100%	100%	0%	0%	0%	0%
Malcolm Randall	100%	100%	0%	0%	0%	0%
<i>Executive Directors</i>						
Jerko Zuvela	100%	100%	0%	0%	0%	0%

### Service agreements

The employment conditions of the Managing Director, Mr Jerko Zuvela, are formalised in an executive service agreement. The agreement continues until a party terminates it by giving notice.

Mr Zuvela may terminate the agreement, without cause, by giving 3 months' notice. The Company may terminate the agreement, without cause, by giving 6 months' notice. The Company can also terminate the agreement summarily, and without notice or compensation, in circumstances of serious misconduct or breach by the Executive.

Upon termination, the Executive is subject to a 12 month non-competition covenant, whereby the Executive must not: engage in, directly or indirectly, through any person in an enterprise, company or firm; or carry on a substantially similar activity to that of the Company's business. The Executive is also subject to covenants prohibiting the solicitation of Company personnel.

### Share-based compensation

#### Issue of shares

There were no shares issued to directors and other key management personnel as part of compensation during the year ended 31 December 2020 (2019: nil).

#### Options

The number of options over ordinary shares granted to and vested by directors and other key management personnel as part of compensation during the year ended 31 December 2020 was nil (2019: nil).

#### Performance Rights

The number of performance rights granted to and vested by directors and other key management personnel as part of compensation during the year ended 31 December 2020 was nil (2019: nil).

#### Shareholding

The number of shares in the company held during the financial year by each director and other members of key management personnel of the consolidated entity, including their personally related parties, is set out below:

**Argosy Minerals Limited**  
**Directors' report**  
**31 December 2020**

	Balance at the start of the year	Received as part of remuneration	Additions	Disposals/ other	Balance at the end of the year
<b>2020</b>					
<i>Ordinary shares</i>					
Alexander Molyneux	25,250,000	-	-	(3,550,000)	21,700,000
Jerko Zuvela	69,401,739	-	-	-	69,401,739
Ranko Matic	27,703,768	-	-	-	27,703,768
Malcolm Randall	5,320,000	-	-	-	5,320,000
	<u>127,675,507</u>			<u>(3,550,000)</u>	<u>124,125,507</u>

*Option holding*

The number of options over ordinary shares in the company held during the financial year by each director and other members of key management personnel of the consolidated entity, including their personally related parties, is set out below:

	Balance at the start of the year	Received as part of remuneration	Additions	Exercised/ Cancelled	Balance at the end of the year
<b>2020</b>					
<i>Options</i>					
Alexander Molyneux	83,333	-	-	-	83,333
Jerko Zuvela	166,666	-	-	-	166,666
Ranko Matic	264,660	-	-	-	264,660
Malcolm Randall	10,501	-	-	-	10,501
	<u>525,160</u>				<u>525,160</u>

**Other transactions with key management personnel and their related parties**

During the financial year, payments of \$120,000 were made to Consilium Corporate Pty Ltd (director-related entity of Ranko Matic) for corporate secretarial and accounting services. The balance of trade payables owing to Consilium Corporate Pty Ltd as at 31 December 2020 was \$15,612. All transactions were made on normal commercial terms and conditions and at market rates.

***This concludes the remuneration report, which has been audited.***

**Additional information**

The earnings of the consolidated entity for the six years to 31 December 2020 are summarised below:

	2020	2019	2018	2017	2016	2015
	\$	\$	\$	\$	\$	\$
Loss after income tax	(3,084,619)	(2,394,308)	(2,452,505)	(5,712,005)	(665,268)	(321,565)

The factors that are considered to affect total shareholders return ('TSR') are summarised below:

	2020	2019	2018	2017	2016	2015
Share price at financial year end (\$)	0.08	0.076	0.14	0.26	0.029	0.002
Basic loss per share (cents per share) - undiluted	(0.30)	(0.24)	(0.28)	(0.72)	(0.12)	(0.08)

**Shares under option**

Unissued ordinary shares of Argosy Minerals Limited under option at the date of this report are as follows:

Grant date	Expiry date	Exercise price	Number under option
4 April 2019	31 March 2022	\$0.200	39,334,337

**Argosy Minerals Limited**  
**Directors' report**  
**31 December 2020**

**Share appreciation rights**

Share appreciation rights at the date of this report are as follows:

Grant date	Expiry date	Exercise price	Number under option
4 April 2019	28 February 2022	\$0.220	5,000,000

**Shares issued on the exercise of options**

The Company issued 333 fully paid ordinary shares upon exercise of options on 2 February 2021 at an exercise price of \$0.200. The Company did not issue any other shares upon the exercise of options during the year ended 31 December 2020 and up to the date of this report.

**Indemnity and insurance of officers**

The company has indemnified the directors and executives of the company for costs incurred, in their capacity as a director or executive, for which they may be held personally liable, except where there is a lack of good faith.

During the financial year, the company paid a premium in respect of a contract to insure the directors and executives of the company against a liability to the extent permitted by the Corporations Act 2001. The contract of insurance prohibits disclosure of the nature of liability and the amount of the premium.

**Indemnity and insurance of auditor**

The company has not, during or since the financial year, indemnified or agreed to indemnify the auditor of the company or any related entity against a liability incurred by the auditor.

During the financial year, the company has not paid a premium in respect of a contract to insure the auditor of the company or any related entity.

**Proceedings on behalf of the company**

No person has applied to the Court under section 237 of the Corporations Act 2001 for leave to bring proceedings on behalf of the company, or to intervene in any proceedings to which the company is a party for the purpose of taking responsibility on behalf of the company for all or part of those proceedings.

**Non-audit services**

Details of the amounts paid or payable to the auditor for non-audit services provided during the financial year by the auditor are outlined in note 24 to the financial statements.

The directors are satisfied that the provision of non-audit services during the financial year, by the auditor (or by another person or firm on the auditor's behalf), is compatible with the general standard of independence for auditors imposed by the Corporations Act 2001.

The directors are of the opinion that the services as disclosed in note 24 to the financial statements do not compromise the external auditor's independence requirements of the Corporations Act 2001 for the following reasons:

- all non-audit services have been reviewed and approved to ensure that they do not impact the integrity and objectivity of the auditor; and
- none of the services undermine the general principles relating to auditor independence as set out in APES 110 Code of Ethics for Professional Accountants issued by the Accounting Professional and Ethical Standards Board, including reviewing or auditing the auditor's own work, acting in a management or decision-making capacity for the Company, acting as advocate for the Company or jointly sharing economic risks and rewards.

**Officers of the company who are former audit partners of RSM Australia Partners**

There are no officers of the company who are former audit partners of RSM Australia Partners.

**Argosy Minerals Limited**  
**Directors' report**  
**31 December 2020**

**Auditor's independence declaration**


A copy of the auditor's independence declaration as required under section 307C of the Corporations Act 2001 is set out on the next page.

**Auditor**

RSM Australia continues in office in accordance with section 327 of the Corporations Act 2001.

This report is made in accordance with a resolution of directors, pursuant to section 298(2)(a) of the Corporations Act 2001.

On behalf of the directors



---

Mr Jerko Zuvela  
Managing Director  
24 March 2021  
Perth



**RSM Australia Partners**

Level 32, Exchange Tower  
2 The Esplanade Perth WA 6000  
GPO Box R1253 Perth WA 6844

T +61 (0) 8 9261 9100  
F +61 (0) 8 9261 9111

[www.rsm.com.au](http://www.rsm.com.au)


**AUDITOR'S INDEPENDENCE DECLARATION**

As lead auditor for the audit of the financial report of Argosy Minerals Limited for the year ended 31 December 2020, I declare that, to the best of my knowledge and belief, there have been no contraventions of:

- (i) the auditor independence requirements of the *Corporations Act 2001* in relation to the audit; and
- (ii) any applicable code of professional conduct in relation to the audit.

RSM

RSM AUSTRALIA PARTNERS



TUTU PHONG  
Partner

Perth, WA  
Dated: 24 March 2021

**THE POWER OF BEING UNDERSTOOD**  
AUDIT | TAX | CONSULTING

RSM Australia Partners is a member of the RSM network and trades as RSM. RSM is the trading name used by the members of the RSM network. Each member of the RSM network is an independent accounting and consulting firm which practices in its own right. The RSM network is not itself a separate legal entity in any jurisdiction.

RSM Australia Partners ABN 36 965 185 036

Liability limited by a scheme approved under Professional Standards Legislation

For personal use only

### APPROACH TO CORPORATE GOVERNANCE

As an integral part of its preparations to list on the Australian Securities Exchange (“ASX”), the Consolidated Entity has considered and set up a framework for embracing the ASX Corporate Governance Principles and Recommendations Fourth Edition (“Recommendations”). The Group has followed each of the Recommendations where the Board has considered the practices appropriate, taking into account factors such as size of the Group and the Board, the resources available to the Group and the activities of the Group. Where, after due consideration the Group’s corporate governance policies depart from the Recommendations, the Board has outlined the nature of, and reason for, the adoption of its own practice.

Further information about the Company’s corporate governance practices is available on the Company’s web site at [www.argosyminerals.com.au](http://www.argosyminerals.com.au).

The Board sets out below its “if not why not” report in relation to those matters of corporate governance where the Group’s practices depart from the Recommendations. As the Group’s activities develop in size, nature and scope, further consideration will be given by the Board to the implementation of additional corporate governance structures.

<b>PRINCIPLE 1 – LAY SOLID FOUNDATIONS FOR MANAGEMENT AND OVERSIGHT</b>		
	<b>Recommendation</b>	<b>Argosy Minerals Ltd Current Practice</b>
1.1	A listed entity should have and disclose a board charter setting out:  (a) the respective roles and responsibilities of its board and management; and  (b) those matters expressly reserved to the board and those delegated to management.	Adopted  The Board is responsible for the overall corporate governance of the Company. The Board has adopted a Board Charter that formalises its roles and responsibilities and defines the matters that are resolved for the Board and specific matters that are delegated to manager.  A copy of the Corporate Governance Statement and associated policies are available on the Company’s website – <a href="http://www.argosyminerals.com.au">www.argosyminerals.com.au</a>
1.2	A listed entity should:  (a) undertake appropriate checks before appointing a director or senior executive or putting someone forward for election as a director; and  (b) provide security holders with all material information in its possession relevant to a decision on whether or not to elect or re-elect a director.	Adopted  Material information in relation to a director up for re-election is provided in the Notice of Meeting for each AGM including background, other material directorships, term and the Board’s consideration of them as independent or non-independent director.
1.3	A listed entity should have a written agreement with each director and senior executive setting out the terms of their appointment.	Adopted  All directors have a written agreement with the Company setting out the terms of their appointments.
1.4	The company secretary of a listed entity should be accountable directly to the board, through the chair, on all matters to do with the proper functioning of the board.	Adopted  The Company Secretary is directly accountable to the Board on all matters related to the proper functioning of the Board. The Company Secretary is appropriately qualified with a Graduate Diploma in Applied Corporate Governance and is a member of the Governance Institute of Australia.
1.5	A listed entity should:  (a) have and disclose a diversity policy;  (b) through its board or a committee of the board set measurable objectives for achieving gender diversity in the composition of its board, senior executives and workforce generally;	Not Adopted  The Company has yet to adopt a Diversity Policy. Although there are no immediate plans to develop a Diversity policy with specific measurable objectives, the Company intends to undertake a complete review of all its corporate governance and associated policies and will determine if a diversity policy is appropriate at this development stage of the business.

	<p>(c) disclose in relation to each reporting period:</p> <p>(i) the measurable objectives set for that period to achieve gender diversity;</p> <p>(ii) the entity's progress towards achieving those objectives; and</p> <p>(iii) either:</p> <p>(a) the respective proportions of men and women on the board, in senior executive positions and across the whole workforce (including how the entity has defined "senior executive" for these purposes); or</p> <p>(b) if the entity is a "relevant employer" under the Workplace Gender Equality Act, the entity's most recent "Gender Equality Indicators", as defined in and published under that Act.<sup>31</sup></p>	<p>The Company makes the following disclosures regarding the proportion of women employed in the organisation:</p> <ul style="list-style-type: none"> <li>- Women on Board: 0%</li> <li>- Women in Senior Management: 17%</li> <li>- Women in whole organisation: 17%</li> </ul>
1.6	<p>A listed entity should:</p> <p>(a) have and disclose a process for periodically evaluating the performance of the board, its committees and individual directors; and</p> <p>(b) disclose for each reporting period whether a performance evaluation has been undertaken in accordance with that process during or in respect of that period.</p>	<p>Not Adopted</p> <p>The Company does not currently have a performance evaluation policy. It is the Company's intention to eventually develop and adopt a process for periodic board and director evaluations.</p> <p>An evaluation has not taken place within the financial period.</p>
1.7	<p>A listed entity should:</p> <p>(a) have and disclose a process for evaluating the performance of its senior executives at least once every reporting period; and</p> <p>(b) disclose for each reporting period whether a performance evaluation has been undertaken in accordance with that process during or in respect of that period.</p>	<p>Not Adopted.</p> <p>The Company does not currently have an executive performance evaluation policy. It is the Company's intention to eventually develop and adopt a process for periodic senior executive evaluations.</p> <p>An evaluation has not taken place within the financial period.</p>
<b>PRINCIPLE 2 – STRUCTURE THE BOARD TO ADD VALUE</b>		
	<b>Recommendation</b>	<b>Argosy Minerals Limited Current Practice</b>
2.1	<p>The board of a listed entity should:</p> <p>(a) have a nomination committee which:</p> <p>(i) has at least three members, a majority of whom are independent directors; and</p> <p>(ii) is chaired by an independent director;</p> <p>and disclose:</p> <p>(iii) the charter of the committee;</p> <p>(iv) the members of the committee; and</p> <p>(v) as at the end of each reporting period, the number of times the committee met through the period and the</p>	<p>Partially Adopted</p> <p>The Company does not have a separate nomination committee, however the full board will consider the matters and issues arising that would usually fall to the nomination committee in accordance with the Nomination Committee Charter. The Company has adopted a Nomination Committee Charter setting out the board process to raise the issues that would otherwise be considered by the Nomination Committee. The Board consider that at this stage, no efficiencies or other benefits would be gained by establishing a separate nomination committee and that the current Board has the right structure to add value in this process.</p>

	<p>individual attendances of the members at those meetings; or</p> <p>(vi) If it does not have a nomination committee disclose that fact and the processes it employs to address board succession issue and to ensure that the board has the appropriate balance of skills, knowledge experience, independence and diversity to enable it to discharge its duties and responsibilities effectively.</p>	<p>The Nomination Committee Charter is available on the Company's website.</p>
2.2	<p>A listed entity should have and disclose a board skills matrix setting out the mix of skills and diversity that the board currently has or is looking to achieve in its membership.</p>	<p>Not Adopted</p> <p>The Company currently has a mixture of skills on the Board, including technical, financial, business, management and leadership. There is no immediate plans to develop and disclose a Board Skills Matrix.</p>
2.3	<p>A listed entity should disclose:</p> <p>(a) the names of the directors considered by the board to be independent directors</p> <p>(b) if a director has an interest, position or relationship of the type described in Box 2.3 but the board is of the opinion that it does not compromise the independence of the director, the nature of the interest, position or relationship in question and an explanation of why the board is of that opinion; and</p> <p>(c) the length of service of each director.</p>	<p>Adopted.</p> <p>(a) Alex Molyneux - Independent  Ranko Matic - Independent  Malcolm Randall – Independent</p> <p>(b) n/a  n/a  n/a</p> <p>(c) Alex Molyneux – appointed 15/8/2016 – 5 years  Ranko Matic – appointed 17/7/2014 – 7 years  Malcolm Randall - appointed 3/3/2017 – 4 years</p>
2.4	<p>A majority of the Board of a listed entity should be independent directors.</p>	<p>Adopted.</p> <p>There are three directors that are considered to be independent – Alexander Molyneux, Ranko Matic and Malcolm Randall.</p>
2.5	<p>The chair of a board of a listed entity should be an independent director and, in particular, should not be the same person as the CEO of the entity.</p>	<p>Adopted.</p> <p>Alex Molyneux is the current Chairman of the Company with Jerko Zuvela the Managing Director.</p>
2.6	<p>A listed entity should have a program for inducting new directors and for periodically reviewing whether there is a need for existing directors to undertake professional development to maintain the skills and knowledge needed to perform their role as directors effectively.</p>	<p>Adopted.</p> <p>The induction of new directors is currently completed by the Company Secretary. All Directors have access to professional development opportunities to improve on their skills and knowledge to assist in their roles as directors.</p>

**PRINCIPLE 3 – PROMOTE ETHICAL AND RESPONSIBLE DECISION-MAKING**

	<b>Recommendation</b>	<b>Argosy Minerals Limited Current Practice</b>
3.1	<p>A listed entity should articulate and disclose its values.</p>	<p>Not Adopted.</p> <p>The Company is yet to develop and adopt a set of values to the Group. Although there are no immediate plans to develop a set of Corporate values, the Company intends to undertake a complete review of all its corporate</p>

		governance and associated policies and will determine if a set of Corporate Values is appropriate at this development stage of the business.
3.2	A listed entity should: (a) have and disclose a code of conduct for its directors, senior executives and employees; and (b) ensure that the board or a committee of the board is informed of any material breaches of that code.	Adopted. The Company has a Code of Conduct which is published on the Company's website: <a href="http://www.argosyminerals.com.au">www.argosyminerals.com.au</a>
3.3	A listed entity should: (a) have and disclose a whistleblower policy; and (b) ensure that the board or a committee of the board is informed of any material incidents reported under that policy.	Adopted. The Company has a Whistleblower Policy which is published on the Company's website: <a href="http://www.argosyminerals.com.au">www.argosyminerals.com.au</a>
3.4	A listed entity should: (a) have and disclose an anti-bribery and corruption policy; and (b) ensure that the board or a committee of the board is informed of any material breaches of that policy.	Not Adopted. The Company has yet to adopt an Anti-Bribery and Corruption Policy. Although there are no immediate plans to develop an Anti-Bribery and Corruption Policy, the Company intends to undertake a complete review of all its corporate governance and associated policies and will determine if an anti-corruption and corruption policy is appropriate at this development stage of the business.

**PRINCIPLE 4 – SAFEGUARD INTEGRITY IN FINANCIAL REPORTING**

	<b>Recommendation</b>	<b>Argosy Minerals Limited Current Practice</b>
4.1	The board of a listed entity should: (a) have an audit committee which: (i) has at least three members, all of whom are non-executive directors and a majority of whom are independent directors; and (ii) is chaired by an independent director, who is not the chair of the board; And disclose: (iii) the charter of the committee; (iv) the relevant qualifications and experience of the member of the committee; and (v) in relation to each reporting period, the number of times the committee met throughout the period and the individual attendances of the member at those meetings; or	Partially Adopted The Company does not have a separate audit committee and the full board will consider the matters and issues arising that would usually fall to the audit committee in accordance with the Audit and Risk Committee Charter. The Company has adopted an Audit and Risk Committee Charter setting out the board process to raise the issues that would otherwise be considered by the Audit and Risk Committee. The Board consider that at this stage, no efficiencies or other benefits would be gained by establishing a separate audit committee. The Charter of the Audit and Risk Committee is on the Company's website.



	(b) if it does not have an audit committee, disclose that fact and the processes it employs that independently verify and safeguard the integrity of its corporate reporting, including the processes for the appointment and removal of the external auditor and the rotation of the audit engagement partner.	
4.2	The board of a listed entity should, before it approves the entity's financial statements for a financial period, receive from its CEO and CFO a declaration that, in their opinion, the financial records of the entity have been properly maintained and that the financial statements comply with the appropriate accounting standards and give a true and fair view of the financial position and performance of the entity and that the opinion has been formed on the basis of a sound system of risk management and internal control which is operating effectively.	Adopted  The Company has obtained a sign off on these terms for each of its financial statements.
4.3	A listed entity should disclose its process to verify the integrity of any periodic corporate report it releases to the market that is not audited or reviewed by an external auditor.	Adopted  The Company ensures that before the finalisation and disclosure of any periodic corporate report, it has passed through and been reviewed at several levels within the organisation and also by the Board. The reviews are undertaken by suitably qualified accounting and corporate governance professionals.
<b>PRINCIPLE 5 – MAKE TIMELY AND BALANCED DISCLOSURE</b>		
	<b>Recommendation</b>	<b>Argosy Minerals Limited Current Practice</b>
5.1	A listed entity should have and disclose a written policy for complying with its continuous disclosure obligations under listing rule 3.1.	Adopted.  The Company has a written Continuous Disclosure Policy, a copy of which is available on its website – <a href="http://www.argosyminerals.com.au">www.argosyminerals.com.au</a>
5.2	A listed entity should ensure that its board receives copies of all material market announcements promptly after they have been made.	Adopted.  All ASX announcements are automatically circulated to all directors upon release via asx online.
5.3	A listed entity that gives a new and substantive investor or analyst presentation should release a copy of the presentation materials on the ASX Market Announcements Platform ahead of the presentation.	Adopted.  All presentations are released on the ASX ahead of any investor or conference presentations.
<b>PRINCIPLE 6 – RESPECT THE RIGHTS OF SHAREHOLDERS</b>		
	<b>Recommendation</b>	<b>Argosy Minerals Limited Current Practice</b>
6.1	A listed entity should provide information about itself and its governance to investors via its website.	Adopted  Refer to the Company's Corporate Governance page on its website - <a href="http://www.argosyminerals.com.au">www.argosyminerals.com.au</a>
6.2	A listed entity should have an investor relations program that facilitates effective two-way communication with investors.	Adopted  The Company has a Shareholder Communication strategy, which is available on the Company's Corporate Governance page on its website – <a href="http://www.argosyminerals.com.au">www.argosyminerals.com.au</a>

6.3	A listed entity should disclose how it facilitates and encourages participation at meetings of security holders.	Adopted  The Company encourages participation at General Meetings upon the dispatch of its Notice of Meeting and advises security holders that they may submit questions they would like to be asked at the meeting to the Board and to the Company's auditors.
6.4	A listed entity should ensure that all substantive resolutions at a meeting of security holders are decided by a poll rather than by a show of hands.	Adopted.  All resolutions at General Meetings are determined by poll.
6.5	A listed entity should give security holders the option to receive communications from, and send communications to, the entity and its security registry electronically.	Adopted  The Shareholder Communication Strategy provides that security holders can register with the Company to receive email notifications when an announcement is made by the Company to the ASX, including the release of the Annual Report, half yearly reports and quarterly reports. Links are made available to the Company's website on which all information provided to ASX is immediately posted.  Shareholders' queries should be referred to the Company Secretary at first instance.

**PRINCIPLE 7 – RECOGNISE AND MANAGE RISK**

	<b>Recommendation</b>	<b>Argosy Minerals Limited Current Practice</b>
7.1	<p>The board of a listed entity should:</p> <p>(a) have a committee or committees to oversee risk, each of which:</p> <p>(i) has at least three members, a majority of whom are independent directors; and</p> <p>(ii) is chaired by an independent director, And disclose:</p> <p>(iii) the charter of the committee;</p> <p>(iv) the members of the committee; and</p> <p>(v) as at the end of each reporting period, the number of times the committee met throughout the period and the individual attendances of the members at those meetings; or</p> <p>(b) if it does not have a risk committee or committees that satisfy (a) above, disclose that fact and the processes it employs for overseeing the entity's risk management framework.</p>	<p>Partially Adopted</p> <p>The Company does not have a separate risk committee and the full board will consider the matters and issues arising that would usually fall to the risk committee in accordance with the Audit and Risk Committee Charter. The Company has adopted an Audit and Risk Committee Charter setting out the board process to raise the issues that would otherwise be considered by the Audit and Risk Committee. The Board consider that at this stage, no efficiencies or other benefits would be gained by establishing a separate risk committee.</p> <p>The Charter of the Audit and Risk Committee is on the Company's website.</p>
7.2	<p>The board or a committee of the board should:</p> <p>(a) review the entity's risk management framework at least annually to satisfy itself that it continues to be sound and that the entity is operating with due regard to the risk appetite set by the board; and</p> <p>(b) disclose, in relation to each reporting period, whether such a review has taken place.</p>	<p>Adopted.</p> <p>The Board reviews risk on a regular basis, following policies and procedures forming part of the Company's Audit and Risk Committee Charter.</p> <p>A review has taken place in the reporting period.</p>

7.3	<p>A listed entity should disclose:</p> <p>(a) if it has an internal audit function, how the function is structured and what role it performs; or</p> <p>(b) if it does not have an internal audit function, that fact and the processes it employs for evaluating and continually improving the effectiveness of its governance, risk management and internal control processes.</p>	<p>Adopted</p> <p>The Company does not have a structured formalised internal audit function, however historically the Board has reviewed the internal control systems and risk management policies on an annual basis.</p> <p>Internal controls are reviewed on an annual basis.</p>
7.4	<p>A listed entity should disclose whether it has any material exposure to environmental or social risks and, if it does, how it manages or intends to manage those risks.</p>	<p>Adopted.</p> <p>The Company's Corporate Governance Plan requires the Company to disclose whether it has any material exposure to economic, environmental and social sustainability risks and, if it does, how it manages or intends to manage those risks. The Company does not currently have any material exposure to economic, environmental and social sustainability risks.</p>
<b>PRINCIPLE 8 – REMUNERATE FAIRLY AND RESPONSIBLY</b>		
<b>Recommendation</b>		<b>Argosy Minerals Limited Current Practice</b>
8.1	<p>The board of a listed entity should:</p> <p>(a) have a remuneration committee which:</p> <ul style="list-style-type: none"> <li>(i) has at least three members, a majority of whom are independent directors; and</li> <li>(ii) is chaired by an independent director, and disclose:</li> <li>(iii) the charter of the committee;</li> <li>(iv) the members of the committee; and</li> <li>(v) as at the end of each reporting period, the number of times the committee met throughout the period and the individual attendances of the members at those meetings; or</li> </ul> <p>(b) if does not have a remuneration committee, disclose that fact and the processes it employs for setting the level and composition of remuneration for directors and senior executives and ensuring that such remuneration is appropriate and not excessive.</p>	<p>Partially Adopted.</p> <p>The Company does not have a separate Remuneration Committee.</p> <p>The role of the remuneration committee is currently undertaken by the full board. The Company has adopted a Remuneration Committee Charter which is published on the Company's website. The Board follows the Remuneration Committee Charter which provides for dealing with board remuneration issues.</p>
8.2	<p>A listed entity should separately disclose its policies and practices regarding the remuneration of non-executive directors and the remuneration of executive directors and other senior executives.</p>	<p>Adopted.</p> <p>The Company's Corporate Governance Plan requires the Board to disclose its policies and practices regarding the remuneration of Directors and senior executives, which is disclosed on the in the remuneration report contained in the Company's Annual Report.</p>

**Argosy Minerals Limited**  
**Corporate Governance Statement**  
**31 December 2020**

8.3	A listed entity which has an equity-based remuneration scheme should:  (a) have a policy on whether participants are permitted to enter into transactions (whether through the use of derivatives or otherwise) which limit the economic risk of participating in the scheme; and  (b) disclose that policy or a summary of it.	Not Applicable  The Company did not have an equity based remuneration scheme. The Company did not have a policy on whether participants are permitted to enter into transactions (whether through the use of derivatives or otherwise), which limit the economic risk of participating in the scheme.
<b>PRINCIPLE 9 – ADDITIONAL RECOMMENDATIONS THAT APPLY ONLY IN CERTAIN CASES</b>		
	<b>Recommendation</b>	<b>Argosy Minerals Limited Current Practice</b>
9.1	A listed entity with a director who does not speak the language in which board or security holder meetings are held or key corporate documents are written should disclose the processes it has in place to ensure the director understands and can contribute to the discussions at those meetings and understands and can discharge their obligations in relation to those documents.	Not applicable
9.2	A listed entity established outside Australia should ensure that meetings of security holders are held at a reasonable place and time.	Not applicable
9.3	A listed entity established outside Australia, and an externally managed listed entity that has an AGM, should ensure that its external auditor attends its AGM and is available to answer questions from security holders relevant to the audit	Not applicable

Corporate Governance Statement dated 24 March 2021  
Approved by the Board 24 March 2021

**Argosy Minerals Limited**  
**Consolidated Statement of profit or loss and other comprehensive income**  
**For the year ended 31 December 2020**

		<b>Consolidated</b>	
	<b>Note</b>	<b>2020</b>	<b>2019</b>
		<b>\$</b>	<b>\$</b>
Revenue	5	44,937	70,910
Other income	5	50,270	43,249
<b>Expenses</b>			
Accounting and Company Secretary fees		(126,448)	(130,100)
ASX and ASIC fees		(45,109)	(88,004)
AGM and GM fees		(21,519)	(18,227)
Audit fees		(34,000)	(33,000)
Bank charges		(5,683)	(6,678)
Depreciation	6	(38,594)	(42,638)
Directors fees	7	(421,350)	(406,350)
Share-based payments	20	3,541	(226,329)
Exploration and project assessment		(164,368)	(244,809)
Insurance		(32,707)	(16,547)
interest		(14,220)	(19,649)
Legal fees		(141,671)	(69,916)
Office costs and rental expenses		(43,469)	(51,974)
Professional fees		(299,176)	(285,124)
Share registry costs		(13,840)	(10,450)
Foreign exchange gain/ (loss)		(783,630)	153,293
Other expenses		(79,826)	(95,447)
Share of loss in joint venture	15	(917,757)	(916,518)
<b>Loss before income tax expense</b>		<b>(3,084,619)</b>	<b>(2,394,308)</b>
Income tax expense	8	-	-
<b>Loss after income tax expense for the year attributable to the owners of Argosy Minerals Limited</b>	<b>19</b>	<b>(3,084,619)</b>	<b>(2,394,308)</b>
Other comprehensive income for the year, net of tax		(1,133,278)	90,281
<b>Total comprehensive loss for the year attributable to the owners of Argosy Minerals Limited</b>		<b>(4,217,897)</b>	<b>(2,304,027)</b>
Basic loss per share (cents)	32	(0.30)	(0.24)
Diluted loss per share (cents)	32	(0.30)	(0.24)

*The above statement of profit or loss and other comprehensive income should be read in conjunction with the accompanying notes*

**Argosy Minerals Limited**  
**Consolidated Statement of financial position**  
**As at 31 December 2020**

	Note	Consolidated	
		2020	2019
		\$	\$
<b>Assets</b>			
<b>Current assets</b>			
Cash and cash equivalents	9	2,892,293	5,967,398
Trade and other receivables	10	162,443	34,628
Other assets		22,993	20,728
<b>Total current assets</b>		<u>3,077,729</u>	<u>6,022,754</u>
<b>Non-current assets</b>			
Plant and equipment	11	1,633	2,532
Right-of-use assets	12	72,643	107,678
Exploration, evaluation and development	13	2,374,982	1,935,736
Advances to Puna Mining S.A.	14	7,502,925	7,125,928
Investment accounted for using the equity method – Puna Mining S.A.	15	7,753,331	9,773,470
<b>Total non-current assets</b>		<u>17,705,514</u>	<u>18,945,344</u>
<b>Total assets</b>		<u>20,783,243</u>	<u>24,968,098</u>
<b>Liabilities</b>			
<b>Current liabilities</b>			
Trade and other payables	16	188,615	133,148
Lease liabilities	12	49,032	41,253
<b>Total current liabilities</b>		<u>237,647</u>	<u>174,401</u>
<b>Non current liabilities</b>			
Lease liabilities	12	57,038	83,701
<b>Total non-current liabilities</b>		<u>57,038</u>	<u>83,701</u>
<b>Total liabilities</b>		<u>294,685</u>	<u>258,102</u>
<b>Net assets</b>		<u>20,488,558</u>	<u>24,709,996</u>
<b>Equity</b>			
Issued capital	17	89,023,264	89,023,264
Reserves	18	2,077,023	4,170,958
Accumulated losses	19	(70,611,729)	(68,484,226)
<b>Total equity</b>		<u>20,488,558</u>	<u>24,709,996</u>

*The above statement of financial position should be read in conjunction with the accompanying notes*

**Argosy Minerals Limited**  
**Consolidated Statement of changes in equity**  
**For the year ended 31 December 2020**

<b>Consolidated</b>	<b>Issued capital</b> \$	<b>Accumulated losses</b> \$	<b>Reserves</b> \$	<b>Total</b> \$
Balance at 1 January 2019	80,461,794	(66,089,918)	3,725,361	18,097,237
Loss after income tax expense for the year	-	(2,394,308)	-	(2,394,308)
Other comprehensive income for the year, net of tax	-	-	90,281	90,281
Total comprehensive income for the year	-	(2,394,308)	90,281	(2,304,027)
<i>Transactions with owners in their capacity as owners:</i>				
Share Issue – Rights issue	9,100,557	-	-	9,100,557
Share Issue – Option conversion	375,013	-	(150,013)	225,000
Share Issue Costs	(914,100)	-	-	(914,100)
Share based payments	-	-	505,329	505,329
Balance at 31 December 2019	<u>89,023,264</u>	<u>(68,484,226)</u>	<u>4,170,958</u>	<u>24,709,996</u>

<b>Consolidated</b>	<b>Issued capital</b> \$	<b>Accumulated losses</b> \$	<b>Reserves</b> \$	<b>Total</b> \$
Balance at 1 January 2020	89,023,264	(68,484,226)	4,170,958	24,709,996
Loss after income tax expense for the year	-	(3,084,619)	-	(3,084,619)
Other comprehensive income for the year, net of tax	-	-	(1,133,278)	(1,133,278)
Total comprehensive income for the year	-	(3,084,619)	(1,133,278)	(4,217,897)
<i>Transactions with owners in their capacity as owners:</i>				
Transfer to accumulated losses on expiry of options and share appreciation rights	-	957,116	(957,116)	-
Share based payments	-	-	(3,541)	(3,541)
Balance at 31 December 2020	<u>89,023,264</u>	<u>(70,611,729)</u>	<u>2,077,023</u>	<u>20,488,558</u>

*The above statement of changes in equity should be read in conjunction with the accompanying notes*



**Argosy Minerals Limited**  
**Consolidated Statement of cash flows**  
**For the year ended 31 December 2020**

	Note	Consolidated	
		2020	2019
		\$	\$
<b>Cash flows from operating activities</b>			
Receipts from customers		26,063	-
Payments to suppliers and employees		(1,347,349)	(1,661,772)
Payments for exploration and development expenditure		(495,163)	(589,696)
Other income		20,000	43,249
Interest paid		(14,221)	(19,649)
Interest received		55,657	57,954
		<hr/>	<hr/>
Net cash used in operating activities	31	(1,755,013)	(2,169,914)
<b>Cash flows from investing activities</b>			
Advance to Puna Mining S.A.		(1,289,120)	(3,248,045)
Purchase of plant and equipment		(1,454)	-
		<hr/>	<hr/>
Net cash used in investing activities		(1,290,574)	(3,248,045)
<b>Cash flows from financing activities</b>			
Proceeds from issue of shares		-	9,325,557
Share issue transaction costs		(1,922)	(633,177)
Repayment of lease liabilities		(20,090)	(34,461)
		<hr/>	<hr/>
Net cash from financing activities		(22,012)	8,657,919
Net increase/(decrease) in cash and cash equivalents		(3,067,599)	3,239,960
Effect of foreign exchange on cash on hand		(7,506)	13,225
Cash and cash equivalents at the beginning of the financial year		5,967,398	2,714,213
		<hr/>	<hr/>
Cash and cash equivalents at the end of the financial year	9	2,892,293	5,967,398

*The above statement of cash flows should be read in conjunction with the accompanying notes*

## **Note 1. General information**

The financial report covers Argosy Minerals Limited as a consolidated entity consisting of Argosy Minerals Limited and the entities it controlled. The financial report is presented in Australian dollars, which is Argosy Minerals Limited's functional and presentation currency.

The financial report consists of the financial statements, notes to the financial statements and the directors' declaration.

Argosy Minerals Limited is a listed public company limited by shares, incorporated and domiciled in Australia. Its registered office and principal place of business is:

Level 2  
22 Mount Street  
Perth WA 6000

A description of the nature of the consolidated entity's operations and its principal activities are included in the directors' report, which is not part of the financial report.

The financial report was authorised for issue, in accordance with a resolution of directors, on 24 March 2021. The directors have the power to amend and reissue the financial report.

## **Note 2. Significant accounting policies**

The principal accounting policies adopted in the preparation of the financial statements are set out below. These policies have been consistently applied to all the years presented, unless otherwise stated.

### **New, revised or amending Accounting Standards and Interpretations adopted**

The Group has adopted all standards which became effective for the first time for the year ended 31 December 2020. The adoption of new accounting standards applicable to the Group for the first time in 2020 has not had a material impact on the financial statements.

The Group has chosen not to early-adopt any accounting standards that have been issued, but are not yet effective. The impact of accounting standards that have been issued, but are not yet effective, is not material to these financial statements.

### **Basis of preparation**

These general purpose financial statements have been prepared in accordance with Australian Accounting Standards and Interpretations issued by the Australian Accounting Standards Board ('AASB') and the Corporations Act 2001, as appropriate for for-profit oriented entities. These financial statements also comply with International Financial Reporting Standards as issued by the International Accounting Standards Board ('IASB').

### *Historical cost convention*

The financial statements have been prepared under the historical cost convention, except for, where applicable, the revaluation of available-for-sale financial assets, financial assets and liabilities at fair value through profit or loss, investment properties, certain classes of property, plant and equipment and derivative financial instruments.

### *Critical accounting estimates*

The preparation of the financial statements requires the use of certain critical accounting estimates. It also requires management to exercise its judgement in the process of applying the consolidated entity's accounting policies. The areas involving a higher degree of judgement or complexity, or areas where assumptions and estimates are significant to the financial statements, are disclosed in note 3.

### **Parent entity information**

In accordance with the Corporations Act 2001, these financial statements present the results of the consolidated entity only. Supplementary information about the parent entity is disclosed in note 28.

**Note 2. Significant accounting policies (continued)**

**Principles of consolidation**

The consolidated financial statements incorporate the assets and liabilities of all subsidiaries of Argosy Minerals Limited ('company' or 'parent entity') as at 31 December 2020 and the results of all subsidiaries for the year then ended. Argosy Minerals Limited and its subsidiaries together are referred to in these financial statements as the 'consolidated entity' or 'Group'.

Subsidiaries are all those entities over which the consolidated entity has control. The consolidated entity controls an entity when the consolidated entity is exposed to, or has rights to, variable returns from its involvement with the entity and has the ability to affect those returns through its power to direct the activities of the entity. Subsidiaries are fully consolidated from the date on which control is transferred to the consolidated entity. They are de-consolidated from the date that control ceases.

Intercompany transactions, balances and unrealised gains on transactions between entities in the consolidated entity are eliminated. Unrealised losses are also eliminated unless the transaction provides evidence of the impairment of the asset transferred. Accounting policies of subsidiaries have been changed where necessary to ensure consistency with the policies adopted by the consolidated entity.

The acquisition of subsidiaries is accounted for using the acquisition method of accounting. Refer to the 'business combinations' accounting policy for further details. A change in ownership interest, without the loss of control, is accounted for as an equity transaction, where the difference between the consideration transferred and the book value of the share of the non-controlling interest acquired is recognised directly in equity attributable to the parent.

Where the consolidated entity loses control over a subsidiary, it derecognises the assets including goodwill, liabilities and non-controlling interest in the subsidiary together with any cumulative translation differences recognised in equity. The consolidated entity recognises the fair value of the consideration received and the fair value of any investment retained together with any gain or loss in profit or loss.

**Foreign currency translation**

The financial statements are presented in Australian dollars, which is Argosy Mineral Limited's functional and presentation currency.

*Foreign currency transactions*

Foreign currency transactions are translated into Australian dollars using the exchange rates prevailing at the dates of the transactions. Foreign exchange gains and losses resulting from the settlement of such transactions and from the translation at financial year-end exchange rates of monetary assets and liabilities denominated in foreign currencies are recognised in profit or loss.

*Foreign operations*

The assets and liabilities of foreign operations are translated into Australian dollars using the exchange rates at the reporting date. The revenues and expenses of foreign operations are translated into Australian dollars using the average exchange rates, which approximate the rates at the dates of the transactions, for the period. All resulting foreign exchange differences are recognised in other comprehensive income through the foreign currency reserve in equity.

The foreign currency reserve is recognised in profit or loss when the foreign operation or net investment is disposed of.

**Current and non-current classification**

Assets and liabilities are presented in the statement of financial position based on current and non-current classification.

An asset is classified as current when: it is either expected to be realised or intended to be sold or consumed in the Group's normal operating cycle; it is held primarily for the purpose of trading; it is expected to be realised within 12 months after the reporting period; or the asset is cash or cash equivalents unless restricted from being exchanged or used to settle a liability for at least 12 months after the reporting period. All other assets are classified as non-current.

A liability is classified as current when: it is either expected to be settled in the consolidated entity's normal operating cycle; it is held primarily for the purpose of trading; it is due to be settled within 12 months after the reporting period; or there is no unconditional right to defer the settlement of the liability for at least 12 months after the reporting period. All other liabilities are classified as non-current.

**Note 2. Significant accounting policies (continued)**

**Operating segments**

Operating segments are presented using the 'management approach', where the information presented is on the same basis as the internal reports provided to the Chief Operating Decision Makers ('CODM'). The CODM is responsible for the allocation of resources to operating segments and assessing their performance.

**Revenue recognition**

Revenue is recognised when it is probable that the economic benefit will flow to the consolidated entity and the revenue can be reliably measured. Revenue is measured at the fair value of the consideration received or receivable.

*Interest*

Interest revenue is recognised as interest accrues using the effective interest method. This is a method of calculating the amortised cost of a financial asset and allocating the interest income over the relevant period using the effective interest rate, which is the rate that exactly discounts estimated future cash receipts through the expected life of the financial asset to the net carrying amount of the financial asset.

*Other revenue*

Other revenue is recognised when it is received or when the right to receive payment is established.

**Income tax**

The income tax expense or benefit for the period is the tax payable on that period's taxable income based on the applicable income tax rate for each jurisdiction, adjusted by changes in deferred tax assets and liabilities attributable to temporary differences, unused tax losses and the adjustment recognised for prior periods, where applicable.

Deferred tax assets and liabilities are recognised for temporary differences at the tax rates expected to apply when the assets are recovered or liabilities are settled, based on those tax rates that are enacted or substantively enacted, except for:

- When the deferred income tax asset or liability arises from the initial recognition of goodwill or an asset or liability in a transaction that is not a business combination and that, at the time of the transaction, affects neither the accounting nor taxable profits; or
- When the taxable temporary difference is associated with interests in subsidiaries, associates or joint ventures, and the timing of the reversal can be controlled and it is probable that the temporary difference will not reverse in the foreseeable future.

Deferred tax assets are recognised for deductible temporary differences and unused tax losses only if it is probable that future taxable amounts will be available to utilise those temporary differences and losses.

The carrying amount of recognised and unrecognised deferred tax assets are reviewed each reporting date. Deferred tax assets recognised are reduced to the extent that it is no longer probable that future taxable profits will be available for the carrying amount to be recovered. Previously unrecognised deferred tax assets are recognised to the extent that it is probable that there are future taxable profits available to recover the asset.

Deferred tax assets and liabilities are offset only where there is a legally enforceable right to offset current tax assets against current tax liabilities and deferred tax assets against deferred tax liabilities; and they relate to the same taxable authority on either the same taxable entity or different taxable entity's which intend to settle simultaneously.

**Cash and cash equivalents**

Cash and cash equivalents includes cash on hand, deposits held at call with financial institutions, other short-term, highly liquid investments with original maturities of three months or less that are readily convertible to known amounts of cash and which are subject to an insignificant risk of changes in value.

**Trade and other receivables**

Other receivables are recognised at amortised cost, less allowance for expected credit losses.

**Note 2. Significant accounting policies (continued)**

**Plant and equipment**

Plant and equipment is stated at historical cost less accumulated depreciation and impairment. Historical cost includes expenditure that is directly attributable to the acquisition of the items.

Subsequent costs are included in the asset's carrying amount or recognised as a separate asset, as appropriate, only when it is probable that future economic benefits associated with the item will flow to the Group and the cost of the item can be measured reliably. The carrying amount of any component accounted for as a separate asset is derecognized when replaced. All other repairs and maintenance are charged to profit or loss during the reporting period in which they are incurred.

The depreciable amount of fixed assets are depreciated on a diminishing value basis over their useful lives to the Group, commencing from the time the assets are held ready for use. The depreciation rates used for each class of depreciable assets are:

- Property, plant and equipment: 3-5 years

The residual values, useful lives and depreciation methods are reviewed, and adjusted if appropriate, at each reporting date. An item of plant and equipment is derecognised upon disposal or when there is no future economic benefit to the consolidated entity. Gains and losses between the carrying amount and the disposal proceeds are taken to profit or loss. Any revaluation surplus reserve relating to the item disposed of is transferred directly to retained profits.

**Right-of-use assets**

A right-of-use asset is recognised at the commencement date of a lease. The right-of-use asset is measured at cost, which comprises the initial amount of the lease liability, adjusted for, as applicable, any lease payments made at or before the commencement date net of any lease incentives received, any initial direct costs incurred, and, except where included in the cost of inventories, an estimate of costs expected to be incurred for dismantling and removing the underlying asset, and restoring the site or asset.

Right-of-use assets are depreciated on a straight-line basis over the unexpired period of the lease or the estimated useful life of the asset, whichever is the shorter. Where the consolidated entity expects to obtain ownership of the leased asset at the end of the lease term, the depreciation is over its estimated useful life. Right-of use assets are subject to impairment or adjusted for any remeasurement of lease liabilities.

The consolidated entity has elected not to recognise a right-of-use asset and corresponding lease liability for short-term leases with terms of 12 months or less and leases of low-value assets. Lease payments on these assets are expensed to profit or loss as incurred.

**Intangible assets**

*Exploration and evaluation assets*

Exploration and evaluation expenditure in relation to separate areas of interest for which rights of tenure are current is carried forward as an asset in the statement of financial position where it is expected that the expenditure will be recovered through the successful development and exploitation of an area of interest, or by its sale; or exploration activities are continuing in an area and activities have not reached a stage which permits a reasonable estimate of the existence or otherwise of economically recoverable reserves. Where a project or an area of interest has been abandoned, the expenditure incurred thereon is written off in the year in which the decision is made.

*Impairment of non-financial assets*

Non-financial assets are reviewed for impairment whenever events or changes in circumstances indicate that the carrying amount may not be recoverable. An impairment loss is recognised for the amount by which the asset's carrying amount exceeds its recoverable amount.

Recoverable amount is the higher of an asset's fair value less costs to sell and value-in-use. The value-in-use is the present value of the estimated future cash flows relating to the asset using a pre-tax discount rate specific to the asset or cash-generating unit to which the asset belongs. Assets that do not have independent cash flows are grouped together to form a cash-generating unit.

**Note 2. Significant accounting policies (continued)**

**Joint ventures**

A joint venture is a joint arrangement whereby the parties that have joint control of the arrangement have rights to the net assets of the arrangement. Investments in joint ventures are accounted for using the equity method. Under the equity method, the share of the profits or losses of the joint ventures is recognised in profit or loss and the share of the movements in equity is recognised in other comprehensive income. Investments in joint ventures are carried in the statement of financial position at cost plus post-acquisition changes in the consolidated entity's share of net assets of the joint venture. Goodwill relating to the joint venture is included in the carrying amount of the investment and is neither amortised nor individually tested for impairment. Income earned from joint venture entities reduce the carrying amount of the investment.

**Leases**

A lease liability is recognised at the commencement date of a lease. The lease liability is initially recognised at the present value of the lease payments to be made over the term of the lease, discounted using the interest rate implicit in the lease or, if that rate cannot be readily determined, the consolidated entity's incremental borrowing rate. Lease payments comprise of fixed payments less any lease incentives receivable, variable lease payments that depend on an index or a rate, amounts expected to be paid under residual value guarantees, exercise price of a purchase option when the exercise of the option is reasonably certain to occur, and any anticipated termination penalties. The variable lease payments that do not depend on an index or a rate are expensed in the period in which they are incurred.

Lease liabilities are measured at amortised cost using the effective interest method. The carrying amounts are remeasured if there is a change in the following: future lease payments arising from a change in an index or a rate used; residual guarantee; lease term; certainty of a purchase option and termination penalties. When a lease liability is remeasured, an adjustment is made to the corresponding right-of use asset, or to profit or loss if the carrying amount of the right-of-use asset is fully written down.

**Trade and other payables**

These amounts represent liabilities for goods and services provided to the consolidated entity prior to the end of the financial year and which are unpaid. Due to their short-term nature they are measured at amortised cost and are not discounted. The amounts are unsecured and are usually paid within 30 days of recognition.

**Borrowings**

Loans and borrowings are initially recognised at the fair value of the consideration received, net of transaction costs. They are subsequently measured at amortised cost using the effective interest method. Where there is an unconditional right to defer settlement of the liability for at least 12 months after the reporting date, the loans or borrowings are classified as non-current.

**Finance costs**

Finance costs attributable to qualifying assets are capitalised as part of the asset. All other finance costs are expensed in the period in which they are incurred, including:

- interest on short-term and long-term borrowings
- interest on leases

**Employee benefits**

*Wages and salaries and annual leave*

Liabilities for wages and salaries, including non-monetary benefits, and annual leave expected to be settled within 12 months of the reporting date are recognised in current liabilities in respect of employees' services up to the reporting date and are measured at the amounts expected to be paid when the liabilities are settled.

*Long service leave*

The liability for long service leave is recognised in current and non-current liabilities, depending on the unconditional right to defer settlement of the liability for at least 12 months after the reporting date. The liability is measured as the present value of expected future payments to be made in respect of services provided by employees up to the reporting date using the projected unit credit method. Consideration is given to expected future wage and salary levels, experience of employee departures and periods of service. Expected future payments are discounted using market yields at the reporting date on national government bonds with terms to maturity and currency that match, as closely as possible, the estimated future cash outflows.

**Note 2. Significant accounting policies (continued)**

*Defined contribution superannuation expense*

Contributions to defined contribution superannuation plans are expensed in the period in which they are incurred.

*Share-based payments*

Equity-settled and cash-settled share-based compensation benefits are provided to employees.

Equity-settled transactions are awards of shares or options over shares that are provided to employees in exchange for the rendering of services. Cash-settled transactions are awards of cash for the exchange of services, where the amount of cash is determined by reference to the share price.

The cost of equity-settled transactions are measured at fair value on grant date. Fair value is independently determined using an appropriate valuation model that takes into account the exercise price, the term of the option, the impact of dilution, the share price at grant date and expected price volatility of the underlying share, the expected dividend yield and the risk free interest rate for the term of the option, together with non-vesting conditions that do not determine whether the consolidated entity receives the services that entitle the employees to receive payment. No account is taken of any other vesting conditions.

The cost of equity-settled transactions are recognised as an expense with a corresponding increase in equity over the vesting period. The cumulative charge to profit or loss is calculated based on the grant date fair value of the award, the best estimate of the number of awards that are likely to vest and the expired portion of the vesting period. The amount recognised in profit or loss for the period is the cumulative amount calculated at each reporting date less amounts already recognised in previous periods.

The cost of cash-settled transactions is initially, and at each reporting date until vested, determined using an appropriate valuation model, taking into consideration the terms and conditions on which the award was granted. The cumulative charge to profit or loss until settlement of the liability is calculated as follows:

- during the vesting period, the liability at each reporting date is the fair value of the award at that date multiplied by the expired portion of the vesting period.
- from the end of the vesting period until settlement of the award, the liability is the full fair value of the liability at the reporting date.

All changes in the liability are recognised in profit or loss. The ultimate cost of cash-settled transactions is the cash paid to settle the liability.

Market conditions are taken into consideration in determining fair value. Therefore any awards subject to market conditions are considered to vest irrespective of whether or not that market condition has been met, provided all other conditions are satisfied.

If equity-settled awards are modified, as a minimum an expense is recognised as if the modification has not been made. An additional expense is recognised, over the remaining vesting period, for any modification that increases the total fair value of the share-based compensation benefit as at the date of modification.

If the non-vesting condition is within the control of the consolidated entity or employee, the failure to satisfy the condition is treated as a cancellation. If the condition is not within the control of the consolidated entity or employee and is not satisfied during the vesting period, any remaining expense for the award is recognised over the remaining vesting period, unless the award is forfeited.

If equity-settled awards are cancelled, it is treated as if it has vested on the date of cancellation, and any remaining expense is recognised immediately. If a new replacement award is substituted for the cancelled award, the cancelled and new award is treated as if they were a modification.

**Fair value measurement**

When an asset or liability, financial or non-financial, is measured at fair value for recognition or disclosure purposes, the fair value is based on the price that would be received to sell an asset or paid to transfer a liability in an orderly transaction between market participants at the measurement date; and assumes that the transaction will take place either: in the principle market; or in the absence of a principal market, in the most advantageous market.



**Note 2. Significant accounting policies (continued)**

Fair value is measured using the assumptions that market participants would use when pricing the asset or liability, assuming they act in their economic best interest. For non-financial assets, the fair value measurement is based on its highest and best use. Valuation techniques that are appropriate in the circumstances and for which sufficient data are available to measure fair value, are used, maximising the use of relevant observable inputs and minimising the use of unobservable inputs.

**issued capital**

Ordinary shares are classified as equity.

Incremental costs directly attributable to the issue of new shares or options are shown in equity as a deduction, net of tax, from the proceeds.

**Loss per share**

*Basic loss per share*

Basic loss per share is calculated by dividing the loss attributable to the owners of Argosy Minerals Limited, excluding any costs of servicing equity other than ordinary shares, by the weighted average number of ordinary shares outstanding during the financial year, adjusted for bonus elements in ordinary shares issued during the financial year.

*Diluted loss per share*

Diluted loss per share adjusts the figures used in the determination of basic loss per share to take into account the after income tax effect of interest and other financing costs associated with dilutive potential ordinary shares and the weighted average number of shares assumed to have been issued for no consideration in relation to dilutive potential ordinary shares.

**Note 3. Critical accounting judgements, estimates and assumptions**

The preparation of the financial statements requires management to make judgements, estimates and assumptions that affect the reported amounts in the financial statements. Management continually evaluates its judgements and estimates in relation to assets, liabilities, contingent liabilities, revenue and expenses. Management bases its judgements, estimates and assumptions on historical experience and on other various factors, including expectations of future events, management believes to be reasonable under the circumstances. The resulting accounting judgements and estimates will seldom equal the related actual results. The judgements, estimates and assumptions that have a significant risk of causing a material adjustment to the carrying amounts of assets and liabilities (refer to the respective notes) within the next financial year are discussed below.

*Coronavirus (COVID-19) pandemic*

Judgement has been exercised in considering the impacts that the Coronavirus (COVID-19) pandemic has had, or may have, on the consolidated entity based on known information. This consideration extends to the nature of the products and services offered, customers, supply chain, staffing and geographic regions in which the consolidated entity operates. Other than as addressed in specific notes, there does not currently appear to be either any significant impact upon the financial statements or any significant uncertainties with respect to events or conditions which may impact the consolidated entity unfavourably as at the reporting date or subsequently as a result of the Coronavirus (COVID-19) pandemic.

*Share-based payment transactions*

The consolidated entity measures the cost of equity-settled transactions with employees by reference to the fair value of the equity instruments at the date at which they are granted. The fair value is determined using an appropriate valuation model taking into account the terms and conditions upon which the instruments were granted. The accounting estimates and assumptions relating to equity-settled share-based payments would have no impact on the carrying amounts of assets and liabilities within the next annual reporting period but may impact profit or loss and equity.

*Exploration, evaluation and development*

The consolidated entity's accounting policy for exploration and evaluation expenditure results in expenditure being capitalised for an area of interest where it is considered likely to be recoverable by future exploitation or sale or where the activities have not reached a stage which permits a reasonable assessment of the existence of reserves. This policy requires management to make certain estimates as to future events and circumstances, in particular whether an economically viable extraction operation can be established. Any such estimates and assumptions may change as new information becomes available. If, after having capitalised the expenditure under the policy, a judgement is made that recovery of the expenditure is unlikely, the relevant capitalised amount will be written off to profit and loss.

**Argosy Minerals Limited**  
**Notes to the financial statements**  
**31 December 2020**

**Note 4. Operating segments**

*Identification of reportable operating segments*

Management has determined the operating segments based on the reports reviewed by the board of directors that are used to make strategic decisions. The consolidated entity does not have any operating segments with discrete financial information. The Board of Directors review internal management reports on a monthly basis that is consistent with the information provided in the statement of profit or loss and other comprehensive income, statement of financial position and statement of cash flows. As a result, no reconciliation is required because the information as presented is what is used by the Board to make strategic decisions. The information reported to the CODM is on at least a monthly basis.

**Note 5. Revenue and other income**

	<b>Consolidated</b>	
	<b>2020</b>	<b>2019</b>
	\$	\$
Interest	44,937	70,910
Other income	50,270	43,249
	<u>95,207</u>	<u>114,159</u>

**Note 6. Depreciation**

	<b>Consolidated</b>	
	<b>2020</b>	<b>2019</b>
	\$	\$
Depreciation of plant and equipment	2,353	1,418
Depreciation of right-of-use assets	36,241	41,220
	<u>38,594</u>	<u>42,638</u>

**Note 7. Expenses**

	<b>Consolidated</b>	
	<b>2020</b>	<b>2019</b>
	\$	\$
Loss before income tax includes the following specific expenses:		
Directors' fees including bonuses	421,350	406,350
Total Directors payments	<u>421,350</u>	<u>406,350</u>

**Argosy Minerals Limited**  
**Notes to the financial statements**  
**31 December 2020**

**Note 8. Income tax expense**

	<b>Consolidated</b>	
	<b>2020</b>	<b>2019</b>
	\$	\$
<i>Numerical reconciliation of income tax expense and tax at the statutory rate</i>		
Loss before income tax expense	(3,084,619)	(2,394,308)
Tax at the statutory tax rate of 30% (2019: 27.5%)	(925,386)	(658,435)
Tax effect amounts which are not deductible/(taxable) in calculating taxable income	507,486	244,088
Current year tax losses not recognised	(417,900)	(414,346)
Current year temporary differences not recognised	417,900	414,346
Income tax expense	-	-
<i>Tax losses not recognised</i>		
Unused tax losses for which no deferred tax asset has been recognised	4,624,125	4,206,225

The above potential tax benefit for tax losses has not been recognised in the statement of financial position. These tax losses can only be utilised in the future if the continuity of ownership test is passed, or failing that, the same business test is passed.

**Note 9. Cash and cash equivalents**

	<b>Consolidated</b>	
	<b>2020</b>	<b>2019</b>
	\$	\$
Cash at bank	2,892,293	5,967,398

Deposits at calls are made for varying periods of between one day and three months, depending on the immediate cash requirements of the Group. Information about the Group's exposure to interest rate risk is disclosed in Note 22.

**Note 10. Trade and other receivables**

	<b>Consolidated</b>	
	<b>2020</b>	<b>2019</b>
	\$	\$
Interest receivable	2,236	12,956
GST receivable	21,600	21,672
Other receivables	138,607	-
	162,443	34,628

*Impairment of receivables*

As at 31 December 2020, trade and other receivables that were past due or impaired were nil (2019: nil).

Refer to Note 22 for details of credit risk and fair value.

**Note 11. Plant and equipment**

	<b>Consolidated</b>	
	<b>2020</b>	<b>2019</b>
	<b>\$</b>	<b>\$</b>
Plant & equipment – at cost	2,379	2,379
Accumulated Depreciation	(1,585)	(1,244)
	<u>794</u>	<u>1,135</u>
Office equipment – at cost	3,864	2,410
Accumulated Depreciation	(3,025)	(1,013)
	<u>839</u>	<u>1,397</u>
Total plant and equipment	<u>1,633</u>	<u>2,532</u>

**Note 12. Lease assets and liabilities**

	<b>Consolidated</b>	
	<b>2020</b>	<b>2019</b>
	<b>\$</b>	<b>\$</b>
<b><i>Right-of-use assets</i></b>		
At cost	166,001	164,795
Accumulated Depreciation	(93,358)	(57,117)
	<u>72,643</u>	<u>107,678</u>

***Reconciliations***

Reconciliations of the written down values at the beginning and end of the current and previous financial year are set out below:

Balance at 1 January	107,678	148,898
Additions	-	-
Lease adjustments	1,206	-
Depreciation	(36,241)	(41,220)
Balance at 31 December	<u>72,643</u>	<u>107,678</u>

	<b>Consolidated</b>	
	<b>2020</b>	<b>2019</b>
	<b>\$</b>	<b>\$</b>
<b><i>Lease liabilities</i></b>		
Current	49,032	41,253
Non-current	57,038	83,701
	<u>106,070</u>	<u>124,954</u>

Lease arrangements with terms of less than 12 months have been excluded from the above. The total expenditure in relation to such leases amounted to nil (2019: nil).

**Note 13. Exploration, evaluation and development**

	<b>Consolidated</b>	
	<b>2020</b>	<b>2019</b>
	<b>\$</b>	<b>\$</b>
Exploration, evaluation and development	2,374,982	1,935,736

*Reconciliations*

Reconciliations of the written down values at the beginning and end of the current and previous financial year are set out below:

Balance at 1 January	1,935,736	1,353,800
Acquisitions during the year <sup>1</sup>	-	209,183
Expenditure during the year	471,840	372,753
Foreign exchange movement	(32,594)	-
Balance at 31 December	2,374,982	1,935,736

The recoverability of the carrying amount of the exploration and evaluation assets is dependent upon the successful development and commercial exploitation or, alternatively, sale of the respective areas of interest.

<sup>1</sup> During the prior year, the Group completed the acquisition of a 100% interest in the tenements comprising the Tonopah Lithium Project in Nevada, USA. Management determined that the acquisition of the Tonopah Lithium Project does not meet the definition of a business within AASB 3 Business Combinations. The transaction was accounted for as an asset acquisition. The Group paid US\$60,000 to the vendors for the project in addition to paying the tenement annual renewal costs for each of the 425 tenements.

Upon releasing a Project milestone for a JORC Mineral Reserve of one million tonnes of Lithium Carbonate Equivalent Product or first commercial production, the Group will be required to pay an additional A\$500,000 to the vendors. The A\$500,000 can be paid in cash or shares, at the Group's election.

**Note 14. Advance to Puna Mining JV**

	<b>Consolidated</b>	
	<b>2020</b>	<b>2019</b>
	<b>\$</b>	<b>\$</b>
Balance 1 January	7,125,928	3,741,981
Loans provided	1,154,630	3,248,045
Foreign currency movement	(777,633)	135,902
Balance 31 December	7,502,925	7,125,928

The Company provides funding to Puna Mining via cash calls and paid expenditure to fund development and expenditure in Argentina. Puna Mining is the operating vehicle for the Rincon Project located in Argentina. As per the Agreement between these two entities, the advance converts into equity in the project upon Argosy fulfilling all its funding and other requirements. The loan is designated in US dollars.

**Note 15. Joint venture accounted for using the equity method**

The Company has a 77.5% interest in Puna Mining S.A. - the entity that owns the Rincon Lithium Project located in the "Lithium Triangle" in Salta Province, Argentina.

The Company has joint control over this investment, which as a joint venture is accounted for using the equity method.

<i><b>Name of associate</b></i>	<i><b>Principal activity</b></i>	<i><b>Place of incorporation and operation</b></i>	<b>Portion of ownership interest</b>	
			<b>2020</b>	<b>2019</b>
Puna Mining S.A.	Mining exploration	Argentina	77.5%	77.5%

The carrying amount of the investment in Puna Mining S.A. has changed as follows during the year:

	<b>2020</b>	<b>2019</b>
	<b>\$</b>	<b>\$</b>
Beginning of the period	9,773,470	10,599,707
Additions	-	-
Share of losses in joint venture	(917,757)	(916,518)
Foreign exchange translation	(1,102,382)	90,281
Balance at 31 December	<u>7,753,331</u>	<u>9,773,470</u>

The Company has the right to ultimately earn a 90% interest in Puna Mining S.A. subject to terms and conditions outlined in the Second Earn-in Joint Venture Agreement.

Interests in joint ventures are accounted for using the equity method of accounting. Information relating to joint ventures that are material to the consolidated entity are set out below, these have been translated from Argentina Paso:

	<b>2020</b>	<b>2019</b>
	<b>\$</b>	<b>\$</b>
Current assets	376,806	2,821,469
Non-current assets	13,803,443	12,792,448
Total assets	<u>14,180,249</u>	<u>15,613,917</u>
Current liabilities	330,219	88,092
Non-current liabilities	7,642,097	7,193,906
Total liabilities	<u>7,972,316</u>	<u>7,281,998</u>
Net assets	<u>6,207,933</u>	<u>8,331,919</u>
Revenue	23,615	-
Loss from continuing operations	(1,184,203)	(1,182,604)
Loss from discontinued operations	-	-
Loss for the year	<u>(1,184,203)</u>	<u>(1,182,604)</u>
Other comprehensive loss	-	-
Total comprehensive loss for the year	<u>(1,184,203)</u>	<u>(1,182,604)</u>

**Argosy Minerals Limited**  
**Notes to the financial statements**  
**31 December 2020**

**Note 15. Joint venture (continued)**

Reconciliation of share of losses in interest in Puna Mining S.A. is as follows:

	<b>2020</b>	<b>2019</b>
	\$	\$
Total comprehensive loss for the year	(1,184,203)	(1,182,604)
Proportion of the Group's ownership interest	77.5%	77.5%
Share of loss in joint venture	<u>(917,757)</u>	<u>(916,518)</u>

The investment in Puna Mining S.A. has been accounted for as an investment in a joint venture based on the composition of the Puna Mining S.A. board and the terms of the Second Earn-in Joint Venture Agreement. Investments in joint ventures are accounted for using the equity method. Under the equity method, the share of the profits or losses of the joint venture is recognised in profit or loss.

Investments in joint ventures are carried in the statement of financial position at cost plus post-acquisition changes in the consolidated entity's share of net assets of the joint venture.

The share of the movements in equity is recognised in other comprehensive income and relates to exchange differences arising from translation of foreign operations to Australia dollars.

No impairment was recognised as no objective evidence exists that the net investment in the joint venture is impaired.

**Note 16. Trade and other payables**

	<b>Consolidated</b>	
	<b>2020</b>	<b>2019</b>
	\$	\$
Trade payables	125,801	94,503
Other payables	62,814	38,645
	<u>188,615</u>	<u>133,148</u>

**Note 17. Issued capital**

	<b>Consolidated</b>			
	<b>2020</b>	<b>2019</b>	<b>2020</b>	<b>2019</b>
	Shares	Shares	\$	\$
Ordinary shares – fully paid	<u>1,019,502,141</u>	<u>1,019,502,141</u>	<u>89,023,264</u>	<u>89,023,264</u>

*Movements in ordinary share capital*

There were no movements in share capital during the year.

*Ordinary shares*

Ordinary shares entitle the holder to participate in dividends and the proceeds on the winding up of the company in proportion to the number of and amounts paid on the shares held. The fully paid ordinary shares have no par value and the company does not have a limited amount of authorised capital.

On a show of hands every member present at a meeting in person or by proxy shall have one vote and upon a poll each share shall have one vote.

*Share buy-back*

There is no current on-market share buy-back.



**Note 17. Issued capital (continued)**

*Capital risk management*

The consolidated entity's objectives when managing capital are to safeguard its ability to continue as a going concern, so that it can provide returns for shareholders and benefits for other stakeholders and to maintain an optimum capital structure to reduce the cost of capital. In order to maintain or adjust the capital structure, the consolidated entity may adjust the amount of dividends paid to shareholders, return capital to shareholders, issue new shares or sell assets to reduce debt.

The consolidated entity would look to raise capital when an opportunity to invest in a business or company was seen as value adding relative to the current parent entity's share price at the time of the investment. The consolidated entity is not actively pursuing additional investments in the short term as it continues to integrate and grow its existing businesses in order to maximise synergies.

The consolidated entity is subject to certain financing arrangements covenants and meeting these is given priority in all capital risk management decisions. There have been no events of default on the financing arrangements during the financial year.

The capital risk management policy remains unchanged from the 2019 Annual Report.

**Note 18. Reserves**

	<b>Consolidated</b>	
	<b>2020</b>	<b>2019</b>
	<b>\$</b>	<b>\$</b>
Options reserve	3,612,406	3,612,406
Share based payments reserve	457,347	1,418,004
Foreign currency translation reserve	(1,992,730)	(859,452)
	<u>2,077,023</u>	<u>4,170,958</u>

*Options reserve*

This reserve is used to recognise the value of option equity benefits provided to employees and directors as part of their remuneration, and other parties as part of their compensation for services.

*Share based payments reserve*

This reserve is used to recognise the value of equity benefits provided to employees and directors as part of their remuneration, and other parties as part of their compensation for services.

*Foreign currency translation reserve*

This reserve is used to recognise exchange differences arising from the translation of the financial statements of foreign operations to Australian dollars. It is also used to recognise gains and losses on hedges of the net investments in foreign operations.

*Movements in reserves*

	<b>Consolidated</b>	
	<b>2020</b>	<b>2019</b>
	<b>\$</b>	<b>\$</b>
<b>Options reserve</b>		
Balance 1 January	3,612,406	3,612,406
Balance 31 December	<u>3,612,406</u>	<u>3,612,406</u>

	<b>Consolidated</b>	
	<b>2020</b>	<b>2019</b>
	<b>\$</b>	<b>\$</b>
<b>Share based payments reserve</b>		
Balance 1 January	1,418,004	1,062,688
Share-based payments	(3,541)	505,329
Exercise of options	-	(150,013)
Expired options and share appreciation rights	(957,116)	-
Balance 31 December	<u>457,347</u>	<u>1,418,004</u>

**Argosy Minerals Limited**  
**Notes to the financial statements**  
**31 December 2020**

**Note 18. Reserves (continued)**

	<b>Consolidated</b>	
	<b>2020</b>	<b>2019</b>
	<b>\$</b>	<b>\$</b>
<b>Foreign currency translation reserve</b>		
Balance 1 January	(859,452)	(949,733)
Translation of foreign operations	(1,133,278)	90,281
Balance 31 December	<u>(1,992,730)</u>	<u>(859,452)</u>

**Options**

Set out below are the options exercisable at the end of the financial year:

<b>Issue Date</b>	<b>Expiry date</b>	<b>Exercise Price</b>	<b>2020 Number</b>	<b>2019 Number</b>
22 December 2017	22 December 2020	\$0.225	-	4,500,000
4 April 2019	31 March 2022	\$0.20	39,334,670	39,334,670
10 April 2019	10 October 2020	\$0.1104	-	1,000,000
			<u>39,334,670</u>	<u>44,834,670</u>

**Share Appreciation Rights**

Set out below are the share appreciation rights exercisable at the end of the financial year:

<b>Issue Date</b>	<b>Expiry date</b>	<b>Exercise Price</b>	<b>2020 Number</b>	<b>2019 Number</b>
22 December 2017	22 December 2020	\$0.225	-	1,000,000
4 April 2019	28 February 2022	\$0.22	5,000,000	5,000,000
			<u>5,000,000</u>	<u>6,000,000</u>

**Note 19. Accumulated losses**

	<b>Consolidated</b>	
	<b>2020</b>	<b>2019</b>
	<b>\$</b>	<b>\$</b>
Accumulated losses at the beginning of the financial year	(68,484,226)	(66,089,918)
Loss after income tax expense for the year	(3,084,619)	(2,394,308)
Transfer to accumulated losses on expiry of options and share appreciation rights	957,116	-
Accumulated losses at the end of the financial year	<u>(70,611,729)</u>	<u>(68,484,226)</u>

**Note 20. Share-based payments**

	<b>Consolidated</b>	
	<b>2020</b>	<b>2019</b>
	<b>\$</b>	<b>\$</b>
Recognised in share-based payments expense	(3,541)	226,329
Recognised in equity (capital raising costs)	-	279,000
Total	<u>(3,541)</u>	<u>505,329</u>

Share-based payments expense recognised during the year was in relation to share appreciation rights previously issued that were subject to vesting conditions. The expense recognised during the year is impacted by estimates in relation to timing and likelihood of vesting.

Refer note 18 for further information on share-based payments during the year.

**Note 21. Dividends**

There were no dividends paid, recommended or declared during the current or previous financial year.

**Note 22. Financial instruments**

***Financial risk management objectives***

The consolidated entity's activities expose it to a variety of financial risks: market risk (including foreign currency risk, price risk and interest rate risk), credit risk and liquidity risk. The consolidated entity's overall risk management program focuses on the unpredictability of financial markets and seeks to minimise potential adverse effects on the financial performance of the consolidated entity. The consolidated entity manages risk using a variety of methods, dependent upon the nature of the risk and the options available to the consolidated entity.

Risk management is carried out by the Board of Directors ('the Board') using policies that include identification and analysis of the risk exposure of the consolidated entity and appropriate procedures, controls and risk limits.

***Market risk***

***Foreign currency risk***

Foreign exchange risks arise when future commercial transactions and recognised financial assets and financial liabilities are denominated in a currency that is not the entity's functional currency.

The consolidated entity is primarily exposed to the fluctuations in the US dollar and the Argentinian Peso, as the consolidated entity up holds US dollar bank deposits and much of the consolidated entity's exploration costs and contracts are denominated in US dollars and Argentinian Pesos.

The consolidated entity aims to reduce and manage its foreign exchange risk by holding the majority of its funds in its US dollar account so that the exchange rate is crystallised early and future fluctuations in rates for settlement of USD denominated payables are avoided. As the consolidated entity's operations develop and expand, the consolidated entity will develop and implement a more sophisticated foreign exchange risk strategy, which will include the use of Forward Exchange Contracts and sophisticated treasury products.

***Price risk***

The consolidated entity is not exposed to any significant price risk.

***Interest rate risk***

Exposure arises predominantly from assets and liabilities bearing variable interest rates as the consolidated entity only holds fixed rate liabilities. Financial assets held are cash at bank balances and do not give rise to significant interest income. Interest rate risk is not considered to be material.

***Sensitivity analysis***

At 31 December 2020, if interest rates had changed by +/-100 basis points from the weighted average rate for the year with all other variables held constant, post-tax loss for both the consolidated entity and the parent entity would have been \$42,198 (2019: \$58,860) lower/higher as a result of lower/higher interest income from cash and cash equivalents. Management have deemed a movement of 100 basis points to be an appropriate measure for this sensitivity analysis.

***Credit risk***

Credit risk refers to the risk that a counterparty will default on its contractual obligations resulting in financial loss to the consolidated entity. The consolidated entity has a strict code of credit, including obtaining agency credit information, confirming references and setting appropriate credit limits. The consolidated entity obtains guarantees where appropriate to mitigate credit risk. The maximum exposure to credit risk at the reporting date to recognised financial assets is the carrying amount, net of any provisions for impairment of those assets, as disclosed in the statement of financial position and notes to the financial statements. The consolidated entity does not hold any collateral.

***Liquidity risk***

Vigilant liquidity risk management requires the consolidated entity to maintain sufficient liquid assets (mainly cash and cash equivalents) and available borrowing facilities to be able to pay debts as and when they become due and payable. The consolidated entity manages liquidity risk by maintaining adequate cash reserves and available borrowing facilities by continuously monitoring actual and forecast cash flows and matching the maturity profiles of financial assets and liabilities.

**Note 22. Financial instruments (continued)**

*Remaining contractual maturities*

The following tables detail the consolidated entity's remaining contractual maturity for its financial instrument liabilities. The tables have been drawn up based on the undiscounted cash flows of financial liabilities based on the earliest date on which the financial liabilities are required to be paid. The tables include both interest and principal cash flows disclosed as remaining contractual maturities and therefore these totals may differ from their carrying amount in the statement of financial position.

	Weighted average interest rate %	1 year or less \$	Between 1 and 2 years \$	Between 2 and 5 years \$	Over 5 years \$	Remaining contractual maturities \$
<b>Consolidated - 2020</b>						
<b>Non-derivatives</b>						
<i>Non-interest bearing</i>						
Trade and other payables	-	188,615	-	-	-	188,615
<i>Interest-bearing – fixed rate</i>						
Lease liabilities	12%	58,686	58,840	1,853	-	119,379
Total non-derivatives		<u>247,301</u>	<u>58,840</u>	<u>1,853</u>		<u>307,994</u>

	Weighted average interest rate %	1 year or less \$	Between 1 and 2 years \$	Between 2 and 5 years \$	Over 5 years \$	Remaining contractual maturities \$
<b>Consolidated - 2019</b>						
<b>Non-derivatives</b>						
<i>Non-interest bearing</i>						
Trade and other payables	-	133,148	-	-	-	133,148
<i>Interest-bearing – fixed rate</i>						
Lease liabilities	15%	55,661	57,259	35,787	-	148,707
Total non-derivatives		<u>188,809</u>	<u>57,259</u>	<u>35,787</u>		<u>281,855</u>

The cash flows in the maturity analysis above are not expected to occur significantly earlier than contractually disclosed above.

**Fair value of financial instruments**

Unless otherwise stated, the carrying amounts of financial instruments reflect their fair value.

**Note 23. Key management personnel**

*Compensation*

The aggregate compensation made to directors and other members of key management personnel of the consolidated entity is set out below:

	Consolidated	
	2020	2019
	\$	\$
Short-term employee benefits	417,550	402,550
Post-employment benefits	3,800	3,800
Share-based payments	-	-
Bonus	-	-
	<u>421,350</u>	<u>406,350</u>

**Argosy Minerals Limited**  
**Notes to the financial statements**  
**31 December 2020**

**Note 24. Remuneration of auditors**

During the financial year the following fees were paid or payable for services provided by the auditors of the company:

	<b>Consolidated</b>	
	<b>2020</b>	<b>2019</b>
	\$	\$
<i>RSM Australia Partners</i>		
Audit or review of the financial statements	35,000	33,000
Non-audit services – tax compliance	5,000	10,100
Total	40,000	43,100

**Note 25. Contingent liabilities**

There are no material contingent liabilities or contingent assets of the Group at reporting date.

**Note 26. Commitments**

*Licence Expenditure Commitments:*

As part of its exploration activities the Company has entered into various agreements where it has the opportunity to earn into projects upon the satisfaction of performance milestones. These agreements contain various expenditure commitments which are dependent upon particular future events occurring.

Renewal fees are required to be paid annually to the U.S. Department of the Interior Bureau of Land Management for tenements held as part of the Tonopah Lithium Project.

*Capital commitments*

There are no capital commitments contracted for at balance date.

**Note 27. Related party transactions**

*Parent entity*

Argosy Minerals Limited is the parent entity.

*Subsidiaries*

Interests in subsidiaries are set out in note 29.

*Joint ventures*

Interests in joint ventures are set out in note 15.

*Key management personnel*

Disclosures relating to key management personnel are set out in note 23 and the remuneration report in the directors' report.

*Transactions with related parties*

The following transactions occurred with related parties:

	<b>Consolidated</b>	
	<b>2020</b>	<b>2019</b>
	\$	\$
Payment for company secretarial and accounting services:		
Consilium Corporate Pty Ltd	120,000	120,000

*Receivable from and payable to related parties*

The following balances are outstanding at the reporting date in relation to transactions with related parties:

	<b>Consolidated</b>	
	<b>2020</b>	<b>2019</b>
	\$	\$
Current payables:		
Consilium Corporate Pty Ltd	15,612	285

**Note 27. Related party transactions (continued)**

*Loans to/from related parties*

The were no loans outstanding at the reporting date in relation to loans with related parties (2019: nil).

**Note 28. Parent entity information**

Set out below is the supplementary information about the parent entity.

*Statement of profit or loss and other comprehensive income*

	Parent	
	2020	2019
	\$	\$
Loss after income tax	(3,082,230)	(2,394,308)
Other comprehensive income	(1,102,381)	90,281
Total comprehensive income/(loss)	<u>(4,184,611)</u>	<u>(2,304,027)</u>

*Statement of financial position*

	Parent	
	2020	2019
	\$	\$
Current assets	3,077,728	6,022,755
Non-current assets	17,738,802	18,945,344
Total assets	<u>20,816,530</u>	<u>24,968,099</u>
Current liabilities	237,646	174,400
Non-current liabilities	57,038	83,701
Total liabilities	<u>294,684</u>	<u>258,101</u>
Equity		
Issued capital	89,023,264	89,023,264
Reserves	2,107,921	4,170,959
Accumulated losses	(70,609,339)	(68,484,225)
Total equity	<u>20,521,846</u>	<u>24,709,997</u>

*Guarantees entered into by the parent entity in relation to the debts of its subsidiaries*

The parent entity had no guarantees in relation to the debts of its subsidiaries as at 31 December 2020 and 2019.

*Contingent liabilities*

The parent entity had no contingent liabilities as at 31 December 2020 and 2019.

*Capital commitments - Property, plant and equipment*

The parent entity had no capital commitments for property, plant and equipment as at 31 December 2020 and 2019.

*Significant accounting policies*

The accounting policies of the parent entity are consistent with those of the consolidated entity, as disclosed in note 2, except for the following:

- Investments in subsidiaries, associates and joint ventures are accounted for at cost, less any impairment, in the parent entity.
- Dividends received from subsidiaries are recognised as other income by the parent entity and its receipt may be an indicator of an impairment of the investment.

**Note 29. Interests in subsidiaries**

The consolidated financial statements incorporate the assets, liabilities and results of the following wholly-owned subsidiaries in accordance with the accounting policy described in note 2:

Name	Principal place of business / Country of incorporation	Ownership interest	
		2020	2019
		%	%
Andover Resources NL	Australia	100%	100%
Argosy Minerals US Inc	United States of America	100%	100%

**Note 30. Events after the reporting period**

On 2 February 2021, the Company converted 333 listed options exercisable at \$0.20 and expiring 31 March 2022 into 333 ordinary fully paid shares at an issue price of \$0.20.

On 16 February 2021, the Company issued 230,769,230 ordinary fully paid shares at an issue price of \$0.13 raising approximately \$30 million before costs. Under the terms of the capital raising, the Company is also to issue a total of 115,384,615 free attaching unlisted options exercisable at \$0.25 expiring 18 months from date of issue on a basis of 1 for every 2 shares issued. The issue of options are subject to shareholder approval and will be sought at the Company's next general meeting and thus haven't been issued as at the date of this report. Under the terms of the capital raising, the Company is also to issue a total of 115,384,615 free attaching unlisted options exercisable at \$0.25 expiring 18 months from date of issue on a basis of 1 for every 2 shares issued. The issue of options are subject to shareholder approval and will be sought at the Company's next general meeting and thus haven't been issued as at the date of this report.

The impact of the Coronavirus (COVID-19) pandemic is ongoing. It is not practicable to estimate the potential impact, positive or negative, after the reporting date. The situation is rapidly developing and is dependent on measures imposed by the Australian Government and other countries, such as maintaining social distancing requirements, quarantine, travel restrictions and any economic stimulus that may be provided.

No other matter or circumstance has arisen since 31 December 2020 that has significantly affected, or may significantly affect the consolidated entity's operations, the results of those operations, or the consolidated entity's state of affairs in future financial years.

**Note 31. Reconciliation of profit/(loss) after income tax to net cash used in operating activities**

	Consolidated	
	2020	2019
	\$	\$
Loss after income tax expense for the year	(3,084,619)	(2,394,308)
Adjustments for:		
Depreciation	38,594	42,638
Share of loss of JV accounted for using equity method	917,757	916,518
Share Based Payments	(3,541)	226,329
Foreign exchange (gain)/loss	785,229	(149,126)
Change in operating assets and liabilities:		
(Increase)/decrease in trade and other receivables	6,585	(256)
(Increase) in other assets	(2,263)	(16,470)
(Decrease)/increase in trade and other payables	57,389	(213,304)
(Increase) in exploration, evaluation and development	(470,144)	(581,935)
Net cash used in operating activities	<u>(1,755,013)</u>	<u>(2,169,914)</u>



**Note 32. Loss per share**

	<b>Consolidated</b>	
	<b>2020</b>	<b>2019</b>
	<b>\$</b>	<b>\$</b>
Loss after income tax attributable to the owners of Argosy Minerals Limited	<u>(3,084,619)</u>	<u>(2,394,308)</u>
	<b>Number</b>	<b>Number</b>
Weighted average number of ordinary shares used in calculating basic loss per share	1,019,502,141	991,695,228
Weighted average number of ordinary shares used in calculating diluted loss per share	1,019,502,141	991,695,228
	<b>Cents</b>	<b>Cents</b>
Basic and diluted loss per share (cents)	(0.30)	(0.24)

**Argosy Minerals Limited**  
**Directors' declaration**  
**31 December 2020**

In the directors' opinion:

- the attached financial statements and notes thereto comply with the Corporations Act 2001, the Accounting Standards, the Corporations Regulations 2001 and other mandatory professional reporting requirements;
- the attached financial statements and notes thereto comply with International Financial Reporting Standards as issued by the International Accounting Standards Board;
- the attached financial statements and notes thereto give a true and fair view of the consolidated entity's financial position as at 31 December 2020 and of its performance for the financial year ended on that date; and
- there are reasonable grounds to believe that the company will be able to pay its debts as and when they become due and payable.

The directors have been given the declarations required by section 295A of the Corporations Act 2001.

Signed in accordance with a resolution of directors made pursuant to section 295(5)(a) of the Corporations Act 2001.

On behalf of the directors



Mr Jerko Zuvela  
Managing Director  
24 March 2021  
Perth

**RSM Australia Partners**

Level 32, Exchange Tower  
2 The Esplanade Perth WA 6000  
GPO Box R1253 Perth WA 6844

T +61 (0) 8 9261 9100

F +61 (0) 8 9261 9111

[www.rsm.com.au](http://www.rsm.com.au)

**INDEPENDENT AUDITOR'S REPORT  
TO THE MEMBERS OF  
ARGOSY MINERALS LIMITED**

**Opinion**

We have audited the financial report of Argosy Minerals Limited (the Company) and its subsidiaries (the Group), which comprises the consolidated statement of financial position as at 31 December 2020, the consolidated statement of profit or loss and other comprehensive income, the consolidated statement of changes in equity and the consolidated statement of cash flows for the year then ended, and notes to the financial statements, including a summary of significant accounting policies, and the directors' declaration.

In our opinion, the accompanying financial report of the Group is in accordance with the Corporations Act 2001, including:

- (i) Giving a true and fair view of the Group's financial position as at 31 December 2020 and of its financial performance for the year then ended; and
- (ii) Complying with Australian Accounting Standards and the Corporations Regulations 2001.

**Basis for Opinion**

We conducted our audit in accordance with Australian Auditing Standards. Our responsibilities under those standards are further described in the *Auditor's Responsibilities for the Audit of the Financial Report* section of our report. We are independent of the Group in accordance with the auditor independence requirements of the Corporations Act 2001 and the ethical requirements of the Accounting Professional and Ethical Standards Board's APES 110 Code of Ethics for Professional Accountants (the Code) that are relevant to our audit of the financial report in Australia. We have also fulfilled our other ethical responsibilities in accordance with the Code.

We confirm that the independence declaration required by the Corporations Act 2001, which has been given to the directors of the Company, would be in the same terms if given to the directors as at the time of this auditor's report.

We believe that the audit evidence we have obtained is sufficient and appropriate to provide a basis for our opinion.

For personal use only

## Key Audit Matters

Key audit matters are those matters that, in our professional judgement, were of most significance in our audit of the financial report of the current period. These matters were addressed in the context of our audit of the financial report as a whole, and in forming our opinion thereon, and we do not provide a separate opinion on these matters.

Key Audit Matter	How our audit addressed this matter
<b>Exploration and evaluation expenditure</b> Refer to Note 13 in the financial statements	
<p>The Group has capitalised exploration and evaluation expenditure with a carrying value of \$2,374,982 as at 31 December 2020.</p> <p>We considered this to be a key audit matter due to the significant management judgments involved in assessing the carrying value of the asset including:</p> <ul style="list-style-type: none"> <li>▪ Determining whether the exploration and evaluation expenditure can be associated with finding specific mineral resources and the basis on which that expenditure is allocated to an area of interest;</li> <li>▪ Assessing whether exploration and evaluation activities have reached a stage at which the existence of economically recoverable reserves may be determined; and</li> <li>▪ Assessing whether any indicators of impairment are present.</li> </ul>	<p>Our audit procedures included:</p> <ul style="list-style-type: none"> <li>▪ Obtaining evidence that the Group has valid rights to explore the specific area of interest;</li> <li>▪ Agreeing a sample of additions to capitalised exploration and evaluation expenditure to supporting documentation and ensuring that the amounts were capital in nature and relate to the area of interest;</li> <li>▪ Reviewing and enquiring with management the basis on which they have determined that the exploration and evaluation of mineral resources has not yet reached the stage which permits a reasonable assessment of the existence or otherwise of economically recoverable reserves;</li> <li>▪ Enquiring with management and reviewing budgets and other documentation as evidence that active and significant operations in, or relation to, the area of interest will be continued in the future; and</li> <li>▪ Critically assessing and evaluating management's assessment that no indicators of impairment existed at the reporting date.</li> </ul>

## Other Information

The directors are responsible for the other information. The other information comprises the information included in the Group's annual report for the year ended 31 December 2020 but does not include the financial report and the auditor's report thereon.

Our opinion on the financial report does not cover the other information and accordingly we do not express any form of assurance conclusion thereon.

In connection with our audit of the financial report, our responsibility is to read the other information and, in doing so, consider whether the other information is materially inconsistent with the financial report or our knowledge obtained in the audit or otherwise appears to be materially misstated.

If, based on the work we have performed, we conclude that there is a material misstatement of this other information, we are required to report that fact. We have nothing to report in this regard.

For personal use only

## Responsibilities of the Directors for the Financial Report

The directors of the Company are responsible for the preparation of the financial report that gives a true and fair view in accordance with Australian Accounting Standards and the Corporations Act 2001 and for such internal control as the directors determine is necessary to enable the preparation of the financial report that gives a true and fair view and is free from material misstatement, whether due to fraud or error.

In preparing the financial report, the directors are responsible for assessing the ability of the Group to continue as a going concern, disclosing, as applicable, matters related to going concern and using the going concern basis of accounting unless the directors either intend to liquidate the Group or to cease operations, or have no realistic alternative but to do so.

## Auditor's Responsibilities for the Audit of the Financial Report

Our objectives are to obtain reasonable assurance about whether the financial report as a whole is free from material misstatement, whether due to fraud or error, and to issue an auditor's report that includes our opinion. Reasonable assurance is a high level of assurance, but is not a guarantee that an audit conducted in accordance with the Australian Auditing Standards will always detect a material misstatement when it exists. Misstatements can arise from fraud or error and are considered material if, individually or in the aggregate, they could reasonably be expected to influence the economic decisions of users taken on the basis of this financial report.

A further description of our responsibilities for the audit of the financial report is located at the Auditing and Assurance Standards Board website at: [www.auasb.gov.au/auditors\\_responsibilities/ar1.pdf](http://www.auasb.gov.au/auditors_responsibilities/ar1.pdf). This description forms part of our auditor's report.

## Report on the Remuneration Report

### *Opinion on the Remuneration Report*

We have audited the Remuneration Report included within the directors' report for the year ended 31 December 2020.


In our opinion, the Remuneration Report of Argosy Minerals Limited for the year ended 31 December 2020, complies with section 300A of the Corporations Act 2001.

### *Responsibilities*

The directors of the Company are responsible for the preparation and presentation of the Remuneration Report in accordance with section 300A of the Corporations Act 2001. Our responsibility is to express an opinion on the Remuneration Report, based on our audit conducted in accordance with Australian Auditing Standards.



RSM AUSTRALIA PARTNERS



TUTU PHONG  
Partner

Perth, WA  
Dated: 24 March 2021

For personal use only

**Argosy Minerals Limited**  
**Shareholder information**  
**31 December 2020**

The shareholder information set out below was applicable as at 15 March 2021.

**Distribution of equitable securities**

Analysis of number of equitable security holders by size of holding:

Holding Ranges	Holders	Total Units	% Issued Share Capital
1 - 1,000	147	19,585	0.00%
1,001 - 5,000	1,469	4,795,896	0.38%
5,001 - 10,000	1,243	10,048,260	0.81%
10,001 - 100,000	3,691	145,187,659	11.61%
100,001 - 9,999,999,999	1,475	1,090,220,304	87.20%
<b>Totals</b>	<b>8,025</b>	<b>1,250,271,704</b>	<b>100.00%</b>

**Holding less than a marketable parcel** **1,342**

**Equity security holders**

*Twenty largest shareholders*

The names of the twenty largest holders of quoted ordinary shares are listed below:

Holder Name	Holding	% IC
MR JERKO PETER ZUVELA <JAKKZ DISCRETIONARY A/C>	47,155,759	3.77%
DIHNA NADA ZUVELA <DNZ DISCRETIONARY A/C>	32,277,469	2.58%
CITICORP NOMINEES PTY LIMITED	29,564,177	2.36%
MR STEVEN MARIN ZUVELA <TAEZ A/C>	25,964,731	2.08%
MR ALEXANDER ALAN MOLYNEUX	21,700,000	1.74%
J P MORGAN NOMINEES AUSTRALIA PTY LIMITED	20,639,299	1.65%
CAVALIER RESOURCES PTY LTD <THE CAVALIER A/C>	20,000,000	1.60%
HSBC CUSTODY NOMINEES (AUSTRALIA) LIMITED	18,643,106	1.49%
CS THIRD NOMINEES PTY LIMITED <HSBC CUST NOM AU LTD 13 A/C>	16,856,218	1.35%
OSF NOMINEES PTY LTD <FREDERICKSON SUPER FUND A/C>	16,660,011	1.33%
HSBC CUSTODY NOMINEES (AUSTRALIA) LIMITED – A/C 2	14,876,202	1.19%
BNP PARIBAS NOMINEES PTY LTD <IB AU NOMS RETAILCLIENT DRP>	13,576,225	1.09%
UBS NOMINEES PTY LTD	12,304,573	0.98%
JOHN ANTHONY ZAMBONI	12,118,440	0.97%
MR RODNEY RONALD CHATFIELD & MS JOAN MCCONNON <ROD CHATFIELD S/F A/C>	11,642,819	0.93%
MR JERKO PETER ZUVELA	11,122,990	0.89%
MRS ANITA DRAGANA ZUVELA	11,122,990	0.89%
PETER VANDA RESOURCES PTY LTD <JOHN ZAMBONI FAMILY A/C>	9,394,270	0.75%
MR STEVEN CAMARDA <S C A/C>	8,922,890	0.71%
MR BRIAN ANTHONY SIEMSEN	8,628,150	0.69%
MRS XIAOLI CAI	8,450,000	0.68%
<b>Total</b>	<b>371,620,319</b>	<b>29.72%</b>
<b>Total quoted ordinary shares</b>	<b>1,250,271,704</b>	<b>100.00%</b>

**Argosy Minerals Limited**  
**Shareholder information**  
**31 December 2020**

*Twenty largest optionholders*

The names of the twenty largest holders of quoted options are listed below:

<b>Holder Name</b>	<b>Holding</b>	<b>% IC</b>
MR WEIMIN CHEN	5,533,720	14.07%
BRISPOT NOMINEES PTY LTD <HOUSE HEAD NOMINEE A/C>	4,170,000	10.60%
MR DAVID COX	3,600,000	9.15%
MERRILL LYNCH (AUSTRALIA) NOMINEES PTY LIMITED	1,999,798	5.08%
MR WESLEY JAMES HALL & MR MICHAEL OLIVER HALL <WHALL79 SUPER FUND A/C>	1,000,825	2.54%
MR SIMON JAMES GOLDSTEIN	940,000	2.39%
MR MICHAEL PAUL BRBICH & MRS JOANNE BRBICH BRBICH INVESTMENT A/C	916,086	2.33%
MR PAUL VENDA DIVIN	839,622	2.13%
MR DAVID FRANCIS SORGIOVANNI & MRS SHANNON LOUISE SORGIOVANNI <D & S SORGIOVANNI A/C>	738,237	1.88%
HSBC CUSTODY NOMINEES (AUSTRALIA) LIMITED - A/C 2	586,711	1.49%
MISS YIYING PAN	570,008	1.45%
MR POH SENG TAN	556,848	1.42%
MR NIGEL PETER CLARK & MS HAZEL ANN PEARCE	541,964	1.38%
EBERT PRECAST LIMITED	450,008	1.14%
PETER VANDA RESOURCES PTY LTD <JOHN A ZAMBONI FAMILY A/C>	426,837	1.09%
KOMBI KEG GC PTY LTD <CAMPBELL DISCRETIONARY A/C>	400,000	1.02%
1215 CAPITAL PTY LTD	400,000	1.02%
VELVET BAY HOLDINGS PTY LTD <THE VELVET BAY A/C>	389,296	0.99%
MARJAN MANAGEMENT (AUST) PTY LTD <MARJAN FAMILY SUPERFUND A/C>	305,706	0.78%
MR MICHAEL JAMES WOODFORD	300,000	0.76%
<b>Total</b>	<b>24,665,666</b>	<b>62.71%</b>
<b>Total quoted options</b>	<b>39,334,337</b>	<b>100.00%</b>

**Share Appreciation Rights (SARs)**

- There are 5,000,000 Share Appreciation Rights with an exercise price of \$0.22 and expiring 28/2/2022

**Substantial holders**

Substantial holders in the company are set out below:

- Mr Jerko Zuvela 5.55%

**Voting rights**

The voting rights attached to ordinary shares are set out below:

*Ordinary shares*

On a show of hands every member present at a meeting in person or by proxy shall have one vote and upon a poll each share shall have one vote.

There are no voting rights attached to any other classes of equity securities.