



Golden Rim Resources Ltd

ABN 39 006 710 774

Half Year Report

For the period ended 31 December 2021

Contents

Corporate Directory	2
Directors' Report	3
Auditor's Independence Declaration	15
Condensed Consolidated Statement of Profit or Loss and Other Comprehensive Income	16
Condensed Consolidated Statement of Financial Position	17
Condensed Consolidated Statement of Changes in Equity	18
Condensed Consolidated Statement of Cash Flows	19
Notes to the condensed Consolidated Financial Statements	20
Directors Declaration	25
Independent Auditor's Review Report	26

Corporate Directory

Directors

Adonis Pouroulis, Non-Executive Chairman
Craig Mackay, Managing Director
Kathryn Davies, Director

Company Secretary

Mark Licciardo

Registered Office

Collins Square Tower Five, Level 23
727 Collins Street
MELBOURNE VIC 3008
AUSTRALIA

T: +61 3 8677 0829
E: info@goldenrim.com.au
W: goldenrim.com.au

Share Registry

Link Market Services Limited
Central Park Level 4
152 St Georges Terrace
PERTH WA 6000
AUSTRALIA
T: 1300 554 474
T: +61 1300 554 474 (outside of Australia)
F: 02 9287 0303

Auditors

Deloitte Touche Tohmatsu
Brookfield Place Tower 2
23 St Georges Terrace
PERTH WA 6000
AUSTRALIA

Stock Exchange Listing

The Company's shares are listed and quoted on the Australian Securities Exchange. The Company's Home Exchange is Perth, Western Australia.

Australian Securities Exchange Limited Code: GMR

The Company's shares are also traded on the Berlin Open Market (Freiverkehr).

Directors' Report

The board of directors of Golden Rim Resources Ltd (Golden Rim, Company) presents its half year report together with the condensed consolidated financial statements of the Company and the entities it controlled (Group) for the half year ending 31 December 2021 (Half Year) (Half Year Report).

Directors

The following persons were directors of Golden Rim at the date of this Half Year Report:

Adonis Pouroulis
Craig Mackay
Kathryn Davies

The above-named directors held office during the whole of the Half Year.

Operating Results

During the Half Year, the Group incurred an operating loss after tax of \$1,207,907 (2020: \$2,275,346) which includes mineral exploration and evaluation expenditure of \$437,621 (2020: \$1,672,194).

Overview of Operations

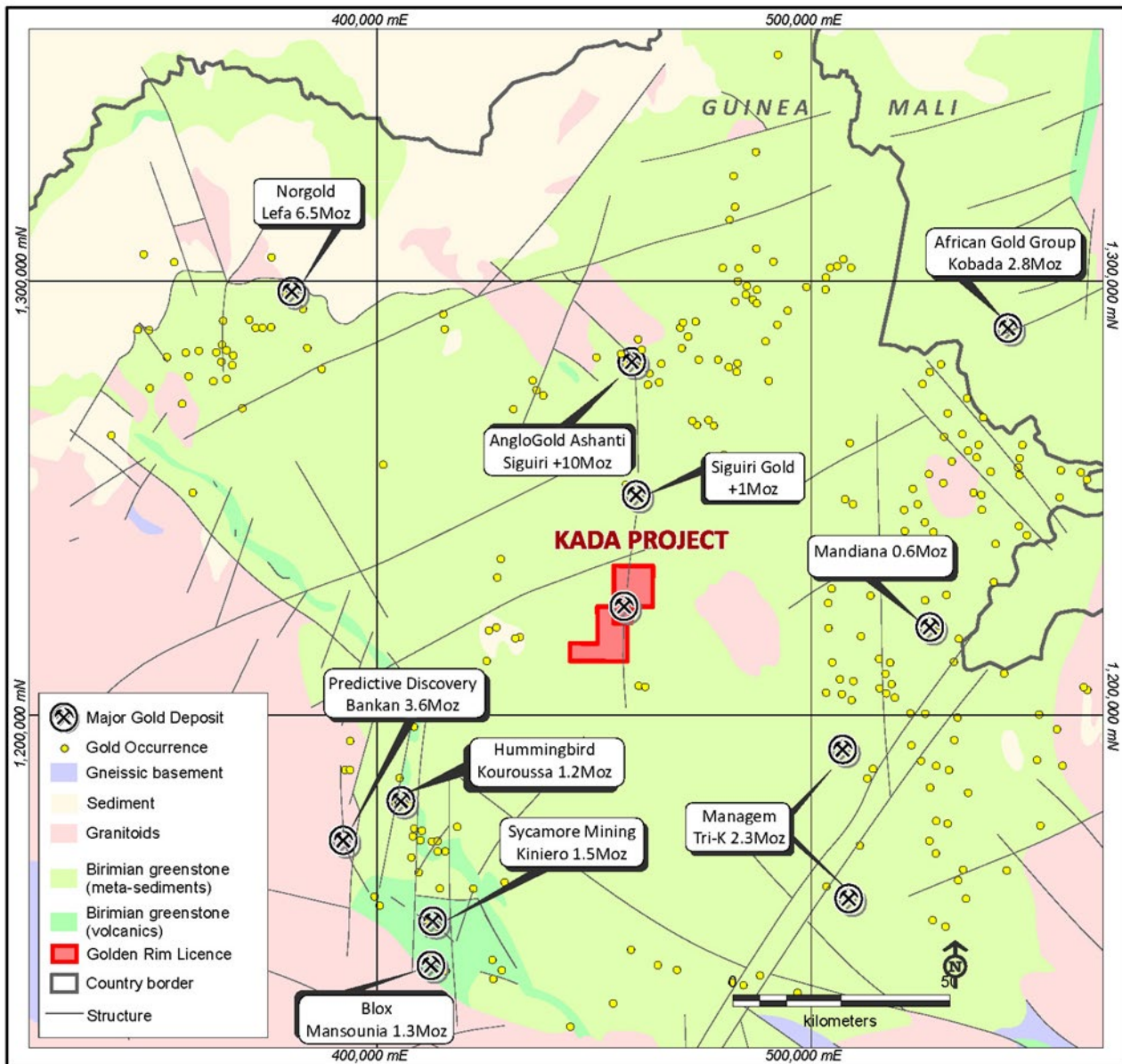
The Company carried out strategic exploration work programs during the Half Year. The major focus throughout the period was on the Kada Gold Project in Guinea where Golden Rim is completing an earn-in. Following a work program earlier in 2021, no additional field work was conducted on the Kouri Gold Project in Burkina Faso. Road repair work was carried out and access agreement discussions were held at the Paguanta Copper and Silver-Lead-Zinc Project in Chile.

COVID-19 and restrictions arising from the pandemic have continued to impact travel and logistics during the period. Despite this, the Company was able to advance its projects without any material impact on cost or timelines.

Set out below is a summary of the work undertaken during the Half Year on each of the Company's projects.

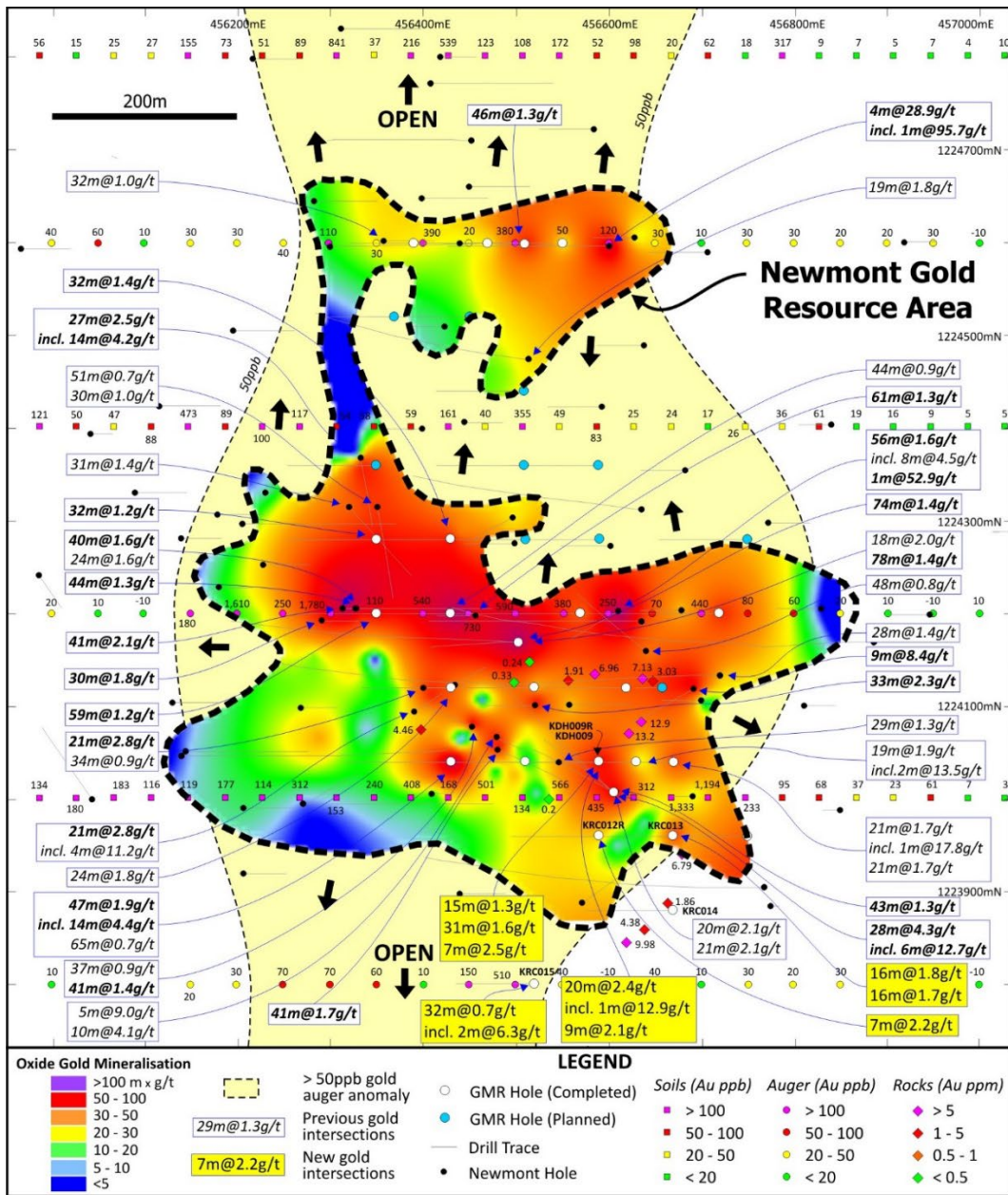
Kada Gold Project, Guinea (Kada)

Kada is located in the central Siguiri Basin, Guinea, and it lies 36km along strike from and to the south of the >10Moz Siguiri Gold Mine operated by AngloGold Ashanti Ltd (Figure 1). Kada is an advanced project, having previously been explored by Newmont Corporation (**Newmont**).



Golden Rim completed its first round reverse circulation (RC) resource definition drilling campaign at Kada in July 2021. This drilling program consisted of 18 holes (KRC001 – KRC009, KRC009R, KRC010 – KRC017) for 2,252m within the Newmont gold resource area. The drilling intersected numerous wide, sub-parallel zones of gold mineralisation, including:

- **46m @ 1.4g/t gold** from 51m in KRC001 including **11m @ 3.1g/t gold** from 69m
- **84m @ 1.0g/t gold** from 1m in KRC006
- **47m @ 1.9g/t gold** from 0m in KRC008 including **14m @ 4.4g/t gold** from 1m



The Company outlined considerable additional mineralisation both inside and outside the Newmont gold resource area (Figure 2).

A second round of RC resource definition drilling commenced in November 2021, with 6,500m designed to infill and expand drill coverage in and around the Newmont gold resource area. By the end of December, Golden Rim had completed an additional 32 holes (KRC018 – KRC046, KRC020R, KRC023R, KRC043R, for 4,580m (Figure 3).

Intersections of note from the second round of RC drilling include:

- **96m @ 3.3g/t gold** from 28m in KRC025 including:
 - **29m @ 8.5g/t gold** from 79m
- **62m @ 1.3g/t gold** from 0m in KRC020R including:

- **8m at 4.7g/t gold** from 14m
 - **28m at 2.4g/t gold** from 0m in KRC021
 - **26m @ 2.1g/t gold** from 80m in KRC021
 - **28m at 2.3g/t gold** from 0m in KRC019
 - **22m at 2.3g/t gold** from 21m in KRC023

Resource definition drilling continued into 2022 and was followed by a 4,000m RC exploration drilling program testing bedrock gold targets generated by auger drilling within the 15km long Kada gold corridor along the Siguri Mine trend.

A maiden Mineral Resource Estimate (**MRE**) for Kada was released on 3 March 2022.

In addition, a Phase 2 auger drilling campaign began in November 2021 to infill between previously identified anomalous gold zones along the Kada gold corridor, as well as to explore the eastern portion of the Kada licence (Figure 4). A total of 696 auger holes (for 9,059m) had been drilled to 31 December 2021, and 1,095 holes (for 13,852m) were completed for the entire program. Results were released 22 February 2022 of up to 2,720ppb gold (2.7g/t gold) and confirmed five priority targets with highly anomalous bedrock gold along the Kada Gold Corridor as well as a further priority target at the Sinin Prospect, 1.2km east of the Kada Gold Corridor. New auger drilling in the previously untested eastern region of the Kada permit revealed more anomalous gold results (up to 300ppb gold) indicating a potential parallel gold corridor extending over six kilometres. Geological mapping and rock chip sampling (48 samples) further highlighted the prospectivity of the priority target areas along the Kada Gold Corridor. At the Bereko Prospect, intense stockwork bedrock gold mineralisation was discovered, returning rock chip results up to 171.5g/t gold in artisanal workings within an extensive auger gold anomaly.

During the period, representative samples of drill core (660kg) from Kada were collected and despatched to ALS Laboratories in Perth, Western Australia for metallurgical testwork. The results were released on 9 March 2022.

The Company is seeking Guinea Government approval for the Damissa Koura and Kankan West permits. Damissa Koura adjoins the Kada permit and Kankan West is south-west of the Kada Gold Project.

During the half year a coup d'état occurred in Guinea. The Company's personnel were and continue to be safe. The coup did not affect operations and the ongoing political situation is being monitored by the Company.

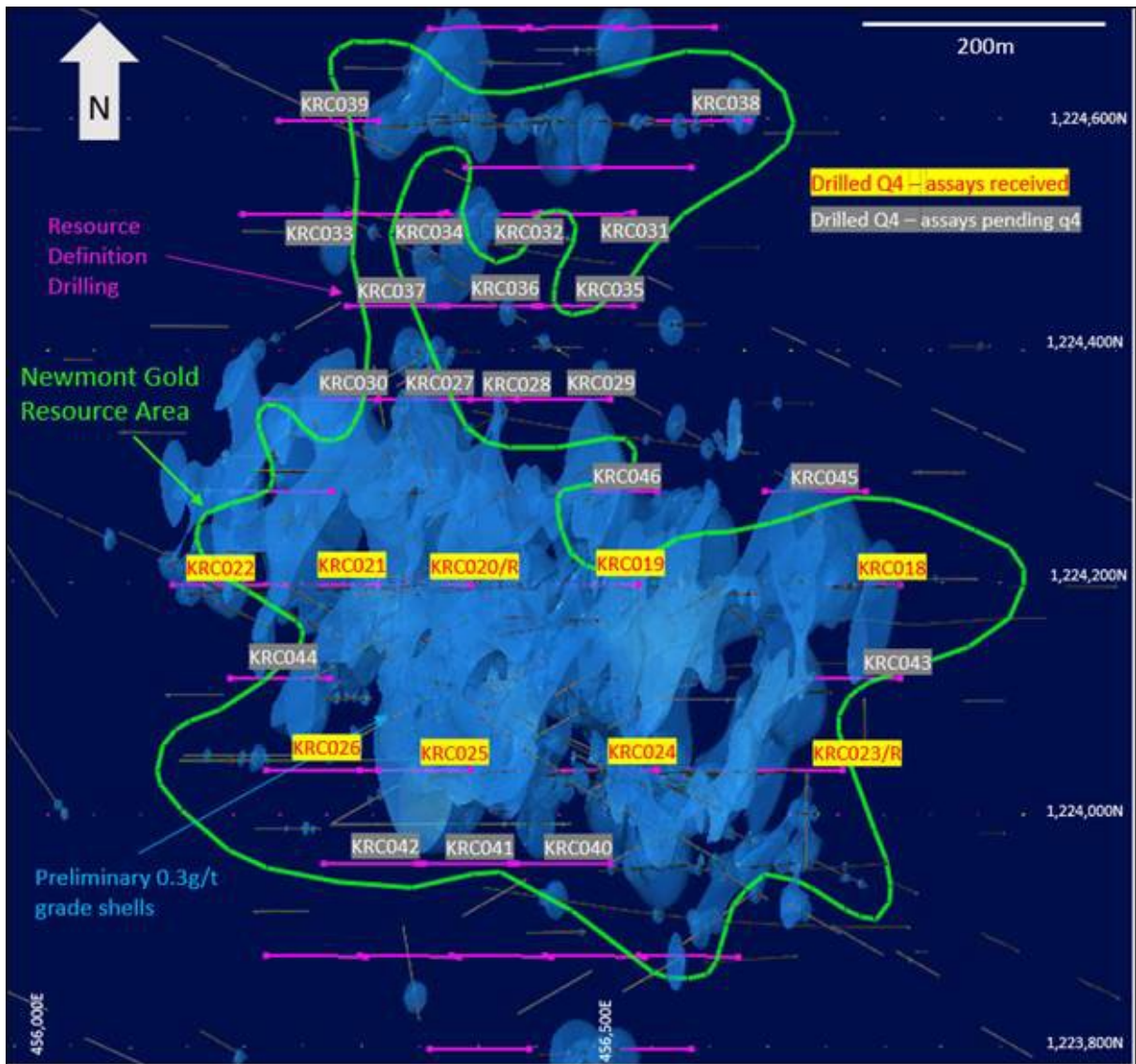
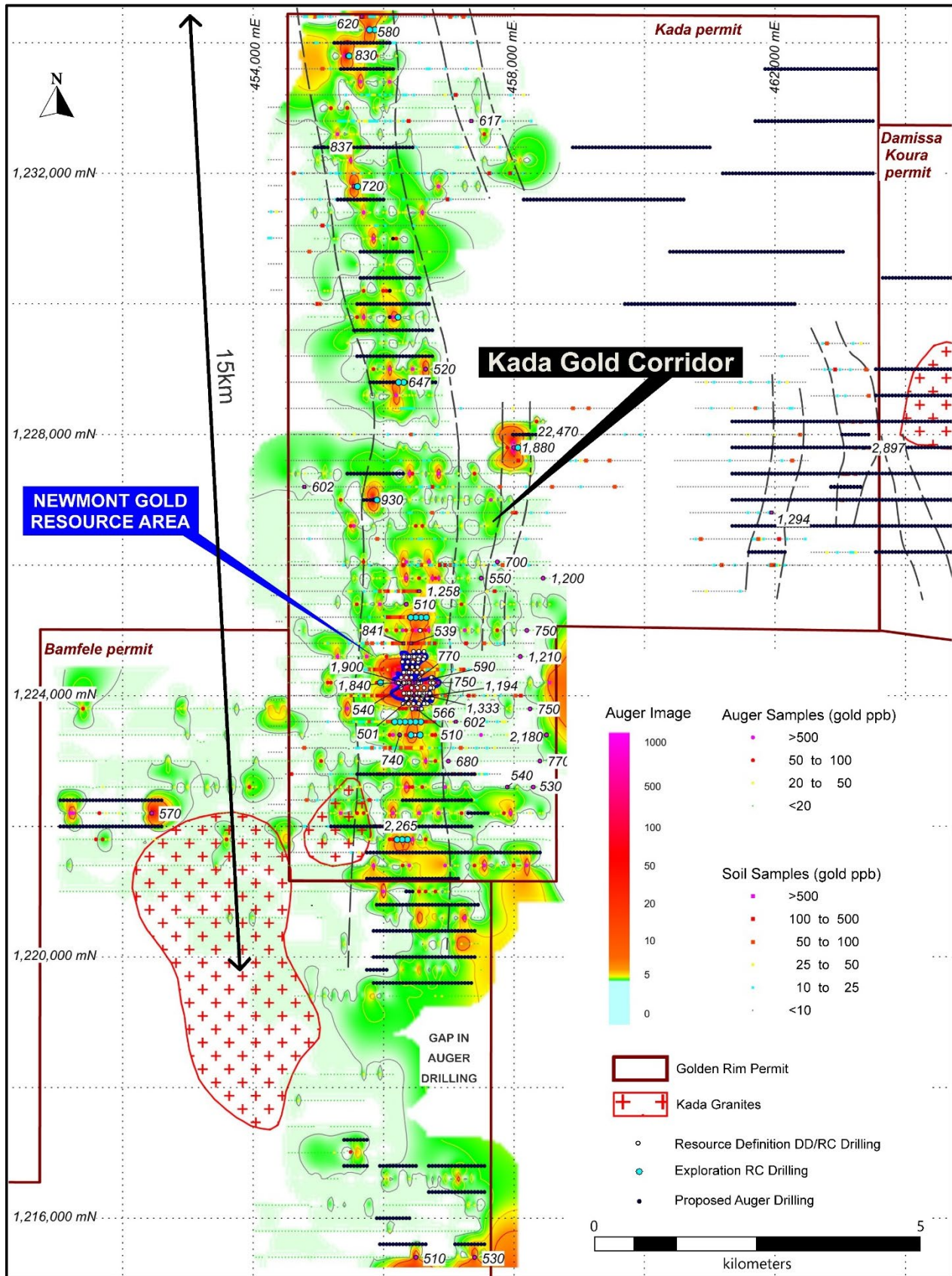


Figure 3: Kada Q4 2021 Phase 2 RC hole locations (grades shells were prepared prior to the Q4 2021 drilling)

For personal use only



For personal use only

Kouri Gold Project, Burkina Faso (Kouri)

Kouri lies on a major mineralised fault zone that extends to the northeast into western Niger, where the 2.5Moz Samira Hill gold deposit is located. To the southwest of Kouri, the fault zone is connected to the Markoye Fault system which controls several large gold deposits in Burkina Faso, including Kiaka (5.9Moz gold, B2Gold), Bombore (5.2Moz gold, Orezone) and Essakane (6.2Moz gold, IAMGOLD).

The Company has discovered and has outlined an Indicated and Inferred Mineral Resource of 50Mt at 1.3g/t gold for 2Moz¹ at Kouri using a cut-off grade of 0.5g/t gold.

Assays for 3 diamond drill holes were reported at the beginning of the Half Year. The drilling outlined another high-grade gold shoot (**Kom Gold Shoot**) in the Central Lodes area.

Results were:

- New high-grade gold intersection of **4m at 23.3g/t gold**, from 67m, including **1m at 85.4g/t gold** obtained in diamond hole BADH016.
- New BADH016 intersection lies on a parallel lode located 25m east of a previous intercept of **6m at 25.2g/t gold** from 8m, including **1m at 114g/t gold**, in hole BARC279.
- Holes BADH017 & BADH018 were drilled 50m along strike to the northeast of a fence of previous RC holes BARC125, which returned **7m at 8.4g/t gold** from 34m, and BARC190, which returned **6m at 8.3g/t gold** from 10m and **4m at 8.2g/t gold** from 59m.

The new high-grade gold lodes that comprise the Kom Gold Shoot have a strike length of approximately 300m and remain open at depth and along strike to the northeast and southwest. There are several extensive gaps in the RC/diamond drilling coverage along the Kom Lodes.

Work ceased at Kouri with the onset of the rainy season however with the Company's focus on its earn-in for the Kada Gold Project in Guinea, no further field work was conducted at Kouri during the Half Year. The Company has been considering options for realising value at Kouri.

Following the end of the half year a coup d'état occurred in Burkina Faso. The Company's personnel continue to be safe. The Company was not conducting any operations in Burkina Faso at the time and the ongoing political situation is being monitored.

Paguanta Copper and Silver-Lead-Zinc Project, Chile (Paguanta)

Paguanta lies in the Tarapacá Region of northern Chile, approximately 120km northeast of Iquique and 30km west of the Chile-Bolivia border. The project area hosts both epithermal silver-lead-zinc-gold mineralisation and porphyry copper mineralisation.

Paguanta is situated approximately 40km north-east of the Cerro Colorado Mine, which is exploiting a large porphyry copper deposit with a Mineral Resource of 400Mt @ 0.62% copper for 5.5Bib of copper and annual copper cathode production of approximately 175Mlb.

With a cut-off grade of 6% zinc equivalent (Zn Eq), the Measured, Indicated and Inferred Mineral Resource at the Patricia Prospect is **2.4Mt at 5.0% zinc, 1.4% lead, 88g/t silver and 0.3g/t gold** (or 2.4Mt at 8.0% Zn Eq) for 190,000t of contained Zn Eq metal². Almost 50% of the Mineral Resources is in the Measured and Indicated categories. The Mineral Resource for the Patricia Prospect at Paguanta remains open at depth and along strike.

¹ ASX announcement: Kouri Mineral Resource Increases by 43% Increase to 2 Million ounces Gold dated 26 October 2020 (Total Mineral Resource includes: Indicated Mineral Resource of 7Mt at 1.4g/t gold and Inferred Mineral Resource of 43Mt at 1.2g/t gold).

² ASX announcement: New Resource Estimation for Paguanta dated 30 May 2017 (Total Mineral Resource includes: Measured Mineral Resource of 0.41Mt at 5.5% zinc, 1.8% lead, 88g/t silver, 0.3g/t gold; Indicated Mineral Resource of 0.61Mt at 5.1% zinc, 1.8% lead, 120g/t silver, 0.3g/t gold; Inferred Mineral Resource of 1.3Mt at 4.8% zinc, 1.1% lead, 75g/t silver, 0.3g/t gold).

A review of historical data had encouraged the Company to recommence work. During the half year, Golden Rim continued to finalise access agreements with landowners and negotiations also began for the construction of a new access road to the Loreto porphyry copper target area prior to commencing any field work. Repair work was undertaken on the access road to the camp.

Babonga Gold Project, Burkina Faso (Babonga)

Babonga is located 70km north-east of Golden Rim's primary project in Burkina Faso, Kouri. Babonga has a highly coherent gold-in-soil anomaly approximately 2.1km long and 300m wide, located in the southern part of the licence. This anomaly is coincident with a major regional fault that is connected to the major fault zone that hosts gold mineralisation at Kouri.

Aircore drilling has discovered widespread bedrock gold mineralisation, including a coherent zone of bedrock gold mineralisation (comprised of a series of stacked gold mineralised veins) over an area of 1km x 200m.

During the Half Year, no field work was completed at Babonga.

Business Development

The Company has previously advised that it is investigating new business development opportunities. It is currently reviewing and investigating various new business opportunities across the African continent including advanced gold project opportunities. All potential opportunity processes the Company is engaged in remain incomplete, and are subject to full technical, legal and economic due diligence. Whilst some processes are more advanced than others, there is no guarantee that the Company will be able to successfully conclude a transaction. The Company cautions investors that there is no certainty that any transaction will proceed.

Corporate

The Company undertook a 1:15 securities consolidation which was completed on 17 November 2021. The consolidation was approved by shareholders at the Annual General Meeting held on 5 November 2021. All shares and options on issue were consolidated.

The Company issued shares and options during the Half Year as set out below:

- An A\$6 million strategic placement to accelerate the Kada Gold Project was announced on 15 September 2021. The placement price was at 0.6 cents per share. The placement comprised two tranches:
 - Tranche 1 was for 625,000,000 shares (pre-consolidation). The shares were issued on 23 September 2021.
 - Tranche 2 was for 375,000,000 (pre-consolidation) shares and was subject to shareholder approval at the Company's Annual General Meeting held in November 2021.

For every two shares subscribed for in the placement, one free attaching option was included in the issue, with an eighteen-month expiry period, and also subject to shareholder approval at the Company's Annual General Meeting. The options expire on 11 May 2023 and have a post-consolidation exercise price of A\$0.18 per option.

Shareholder approval was received on 5 November 2021 and Tranche 2 settled on 11 November 2021. The attaching options, being 33,333,356 options on a post-consolidation basis (Code GMRAAB), were also issued on 11 November 2021.

- On 19 November 2021, 1,111,111 new ordinary shares were issued with a value of A\$100,000 for drilling services provided by a third party supplier. These shares received the same attaching options as offered under the placement, meaning 555,556 options (Code GMRAAC) were issued with an exercise price of A\$0.18 and an expiry date of 19 May 2023.
- On 26 November 2021, 3,000,003 options (Code GMRAAD) were issued to Directors and staff under the Company's Director and Employee Remuneration Plan as a means of incentivising Directors and Employees and to conserve cash. Options to Directors were approved by shareholders at the company's Annual General Meeting held on 5 November 2021. The options have a two-year expiry period and are exercisable at A\$0.18 per option.
- On 29 November 2021, 162,082 new ordinary shares were issued pursuant to the Director and Employee Remuneration Share Plan to an employee of the Company who elected to take part remuneration as shares. The value of the shares was A\$15,690.

Permit Schedule

The following table sets out the permits in which the Company had an interest, as at the end of the Half Year.

Permit name	Project name	Golden Rim Holding (%)	Changes for the Half Year to permits and/or interest
Guinea			
Kada	Kada	25%	
Bamfele	Kada	100% legal ownership, held in trust for joint venture company.	
Burkina Faso			
Babonga	Babonga	100	
Kouri	Kouri	100	
Margou	Kouri	100	
Gouéli	Kouri	100	
Chile			
José Miguel 1 1-30 Exploitation	Paguanta	74	
José Miguel 2 1-30 Exploitation	Paguanta	74	
José Miguel 3 1-20 Exploitation	Paguanta	74	
José Miguel 4 1-30 Exploitation	Paguanta	74	
José Miguel 5 1-30 Exploitation	Paguanta	74	
José Miguel 6 1-30 Exploitation	Paguanta	74	
José Miguel 7 1-30 Exploitation	Paguanta	74	
José Miguel 8 1-10 Exploitation	Paguanta	74	
Carlos Felipe 1 1-30 Exploitation	Paguanta	74	
Carlos Felipe 2 1-30 Exploitation	Paguanta	74	
Carlos Felipe 3 1-30 Exploitation	Paguanta	74	
Carlos Felipe 4 1-30 Exploitation	Paguanta	74	
Carlos Felipe 5 1-30 Exploitation	Paguanta	74	
Carlos Felipe 6 1-30 Exploitation	Paguanta	74	
Teki I 1 1-20 Exploitation	Paguanta	100	
Teki I 2 1-40 Exploitation	Paguanta	100	
Teki I 3 1-60 Exploitation	Paguanta	100	
Teki I 4 1-60 Exploitation	Paguanta	100	
Teki I 5 1-60 Exploitation	Paguanta	100	
Teki I 6 1-60 Exploitation	Paguanta	100	
Teki I 7 1-20 Exploitation	Paguanta	100	

Competent Persons Statement

The information in this report relating to previous exploration results and Mineral Resources are extracted from the announcements: Outstanding Gold Recoveries from Kada Metallurgical Testwork dated 9 March 2022; Kada Maiden Mineral Resource 930Koz Gold dated 3 March 2022; Golden Rim Discovers More Oxide Gold in Exploration Drilling at Kada dated 1 March 2022; Golden Rim hits 171.5g/t gold in sampling at Kada with multiple new targets identified dated 22 February 2022; Golden Rim Discovers Exciting New Zone of Oxide Gold at Kada – 66m at 1.0g/t Gold dated 17 February 2022; Golden Rim hits more oxide gold at Kada – 61m at 1.2g/t gold from surface dated 28 January 2022; Golden Rim Continues to Identify Additional Gold Mineralisation at Kada dated 20 January 2022; Kada Delivers Exceptional Shallow Oxide Gold Intersection - 96m at

3.3ppm Gold dated 20 December 2021; Kada Delivers its Widest Oxide Gold Intersection to Date – 62m at 1.3g/t Gold dated 14 December 2021; Golden Rim Delivers More Broad Zones of Oxide Gold at Kada dated 19 August 2021; Golden Rim Intersects 32m at 1.4g/t Gold in Oxide at Kada dated 5 August 2021; Golden Rim Expands Kada Bedrock Gold Corridor to 15km dated 30 July 2021; Golden Rim's Oxide Gold Blanket at Kada Expands to 700m Width dated 26 July 2021; Golden Rim hits 46m at 1.3g/t gold in oxide at Kada dated 19 July 2021; Golden Rim Continues to Outline Broad Oxide Gold Area at Kada dated 13 July 2021; Golden Rim Confirms Broad Zones of Oxide Gold in Resource Drillout at Kada dated 29 June 2021; Golden Rim Accelerates Maiden Mineral Resource Drillout at Kada Gold Project dated 31 May 2021; Major Bedrock Gold Corridor Extends to 4.7km at Kada dated 20 May 2021; Major 3.5km Bedrock Gold Corridor Confirmed at Kada dated 19 April 2021; Golden Rim commences Diamond Drilling at Kada Gold Project dated 13 April 2021; Golden Rim Ramps Up Drilling on West African Gold Projects dated 23 March 2021; Golden Rim Commences Major Exploration Program at Kada dated 25 February 2021; Broad zones of deep oxide gold mineralisation confirmed at Kada dated 16 November 2020. These reports are available on the Company's website (www.goldenrim.com.au). The Company confirms that it is not aware of any new information or data that materially affects the information included in these announcements and, in the case of the Mineral Resource estimate, that all material assumptions and technical parameters underpinning estimate continue to apply and have not materially changed.

The information in this report that relates to exploration results is based on information compiled by Craig Mackay, a Competent Person, who is a Member of the Australasian Institute of Mining and Metallurgy. Mr Mackay is a full-time employee of the Company and has sufficient experience that is relevant to the style of mineralisation and type of deposit under consideration and to the activity being undertaken to qualify as a Competent Person as defined in the 2012 Edition of the 'Australasian Code for Reporting of Exploration Results, Mineral Resources and Ore Reserves'. Mr Mackay consents to the inclusion in the report of the matters based on his information in the form and context in which it appears.

Forward Looking Statements

Certain statements in this document are or maybe "forward-looking statements" and represent Golden Rim's intentions, projections, expectations or beliefs concerning among other things, future exploration activities. The projections, estimates and beliefs contained in such forward looking statements necessarily involve known and unknown risks, uncertainties and other factors, many of which are beyond the control of Golden Rim, and which may cause Golden Rim's actual performance in future periods to differ materially from any express or implied estimates or projections. Nothing in this document is a promise or representation as to the future. Statements or assumptions in this document as to future matters may prove to be incorrect and differences may be material. Golden Rim does not make any representation or warranty as to the accuracy of such statements or assumptions.

Events Subsequent to period end

Since the end of the Half Year, no significant event has occurred, except as stated below and elsewhere in this Half Year Report.

- On 3 March 2022 the Company released the maiden Mineral Resource Estimate (**MRE**) for the Kada Gold Project in Guinea. The MRE is reported as 25.5Mt at 1.1g/t gold for 930,000 ounces contained gold. The majority of the MRE (72%) is comprised of shallow oxide-transitional gold.
- On 15 March 2022 the Company entered into a trading halt for the purpose of finalizing a capital raising. This is in progress as at the date of signing of this report.

Auditor's Independence Declaration

The auditor's independence declaration under section 307C of the *Corporations Act 2001* is set out on page 15 of this Half Year Report.

This Half Year Report is signed in accordance with a resolution of the Directors, made pursuant to section 306(3) of the *Corporations Act 2001*.

On behalf of the Directors



Adonis Pouroulis
16 March 2022

The Board of Directors
Golden Rim Resources Ltd
Collins Square Tower Five, Level 23
727 Collins Street
MELBOURNE VIC 3008

16 March 2022

Dear Board Members

Auditor's Independence Declaration to Golden Rim Resources Ltd

In accordance with section 307C of the *Corporations Act 2001*, I am pleased to provide the following declaration of independence to the directors of Golden Rim Resources Ltd.

As lead audit partner for the review of the half-year financial report of Golden Rim Resources Ltd for the half-year ended 31 December 2021, I declare that to the best of my knowledge and belief, there have been no contraventions of:

- (i) the auditor independence requirements of the *Corporations Act 2001* in relation to the review; and
- (ii) any applicable code of professional conduct in relation to the review.

Yours sincerely



DELOITTE TOUCHE TOHMATSU



Penelope Pink
Partner
Chartered Accountants

For personal use only

Condensed Consolidated Statement of Profit or Loss and Other Comprehensive Income for the Half Year ended 31 December 2021

	31 December 2021	31 December 2020
	\$	\$
Interest income	104	388
Government Grants	-	50,000
Other gains	5,602	44,022
Administration expenses	(742,703)	(669,394)
Depreciation expense	(33,289)	(28,168)
Exploration and evaluation expenditure	(437,621)	(1,672,194)
Loss before income tax	(1,207,907)	(2,275,346)
Income tax expense	-	-
Loss for the period	(1,207,907)	(2,275,346)
Other comprehensive income		
Items that may be reclassified subsequently to profit or loss		
Exchange differences on translating foreign operations	(158,091)	(163,501)
Other comprehensive income for the period (net of tax)	(158,091)	(163,501)
Total comprehensive loss for the period	(1,365,998)	(2,438,847)
Loss attributable to:		
Owners of the company	(1,179,141)	(2,252,309)
Non-controlling interests	(28,766)	(23,037)
	(1,207,907)	(2,275,346)
Total comprehensive loss attributable to:		
Owners of the company	(1,320,004)	(2,414,703)
Non-controlling interests	(45,994)	(24,144)
	(1,365,998)	(2,438,847)
Loss per share		
Basic (cents per share)	(0.52)	(1.98)
Diluted (cents per share)	(0.52)	(1.98)

Loss per share has been calculated taking into account the effect of the securities consolidation and applying this retrospectively. December 2020 loss per share has been recalculated and restated on this basis. Refer note 4 for further information.

The accompanying notes form part of these financial statements.

Condensed Consolidated Statement of Financial Position as at 31 December 2021

	Note	31 December 2021 \$	30 June 2021 \$
Current Assets			
Cash and cash equivalents		3,241,760	1,640,646
Trade and other receivables		249,315	98,503
Other assets		63,290	7,824
Total Current Assets		3,554,365	1,746,973
Non-Current Assets			
Other financial assets		834	844
Plant and equipment		191,554	149,800
Exploration and evaluation expenditure	6	14,299,619	11,518,728
Total Non-Current Assets		14,492,007	11,669,372
Total Assets		18,046,372	13,416,345
Current Liabilities			
Trade and other payables		1,403,964	1,251,570
Provisions		127,425	110,947
Total Current Liabilities		1,531,389	1,362,517
Non-Current Liabilities			
Provisions		71,360	96,834
Total Non-Current Liabilities		71,360	96,834
Total Liabilities		1,602,749	1,459,351
Net Assets		16,443,623	11,956,994
Equity			
Share capital	4	98,634,686	94,294,548
Reserves		3,594,716	2,325,209
Accumulated losses		(83,875,647)	(82,798,625)
Equity attributable to owners of the Company		18,353,755	13,821,132
Non-Controlling Interests		(1,910,132)	(1,864,138)
Total Equity		16,443,623	11,956,994

The accompanying notes form part of these financial statements.

Condensed Consolidated Statement of Changes in Equity for the Half Year ended 31 December 2021

	Share Capital	Option Reserve	Foreign Currency Reserve	Accumulated Losses	Non-Controlling Interest	Total Equity
	\$	\$	\$	\$	\$	\$
Balance at 1 July 2020	85,576,561	1,653,642	81,173	(79,488,260)	(1,801,577)	6,021,539
Loss for the period	-	-	-	(2,252,309)	(23,037)	(2,275,346)
Other comprehensive income for the period	-	-	(162,394)	-	(1,107)	(163,501)
Total comprehensive loss for the period	-	-	(162,394)	(2,252,309)	(24,144)	(2,438,847)
Transactions with owners recorded directly in equity						
Issue of shares and options	970,638	1,638,739	-	-	-	2,609,377
Share issue costs	(240,758)	-	-	-	-	(240,758)
Fair value of expired/exercised options	79,615	(1,079,470)	-	999,855	-	-
Balance at 31 December 2020	86,386,056	2,212,911	(81,221)	(80,740,714)	(1,825,721)	5,951,311
Balance at 1 July 2021	94,294,548	2,352,517	(27,308)	(82,798,625)	(1,864,138)	11,956,994
Loss for the period	-	-	-	(1,179,141)	(28,766)	(1,207,907)
Other comprehensive income for the period	-	-	(140,863)	-	(17,228)	(158,091)
Total comprehensive loss for the period	-	-	(140,863)	(1,179,141)	(45,994)	(1,365,998)
Transactions with owners recorded directly in equity						
Issue of shares and options	4,739,022	1,512,489	-	-	-	6,251,511
Share issue costs	(398,884)	-	-	-	-	(398,884)
Fair value of expired/exercised options	-	(102,120)	-	102,120	-	-
Balance at 31 December 2021	98,634,686	3,762,886	(168,171)	(83,875,646)	(1,910,132)	16,443,623

The accompanying notes form part of these financial statements.

Condensed Consolidated Statement of Cash Flows for the Half Year ended 31 December 2021

	31 December 2021 \$	31 December 2020 \$
Cash flows from operating activities		
Payments to suppliers and employees	(782,068)	(620,665)
Mineral exploration expenditure	(669,062)	(1,488,409)
Interest received	104	388
Government grant	-	50,000
Net cash used in operating activities	<u>(1,451,026)</u>	<u>(2,058,686)</u>
Cash flows from investing activities		
Payments for acquisition of assets	(2,484,680)	-
Purchase of plant and equipment	(67,078)	(36,948)
Net cash used in investing activities	<u>(2,551,758)</u>	<u>(36,948)</u>
Cash flows from financing activities		
Proceeds from issue of shares and options	6,000,000	1,197,670
Share issue costs	(398,884)	(107,721)
Net cash provided by financing activities	<u>5,601,116</u>	<u>1,089,949</u>
Net (decrease)/ increase in cash and cash equivalents held	1,598,332	(1,005,685)
Cash and cash equivalents at the beginning of the period	1,640,646	1,628,461
Translation differences on cash held in foreign currencies	2,782	(67)
Cash and cash equivalents at the end of the period	<u>3,241,760</u>	<u>622,709</u>

The accompanying notes form part of these financial statements.

Notes to the Condensed Consolidated Financial Statements for the Half Year ended 31 December 2021

1. Summary of significant accounting policies

The principal accounting policies adopted in the preparation of the financial report are set out below. These policies have been consistently applied to all the financial periods presented unless otherwise stated.

Statement of compliance

This Half Year Report is a general purpose financial report prepared in accordance with the Corporations Act 2001 and AASB 134 "Interim Financial Reporting". Compliance with AASB 134 ensures compliance with International Financial Reporting Standard IAS 34 "Interim Financial Reporting". This Half Year Report does not include notes of the type normally included in an annual financial report and should be read in conjunction with the most recent annual financial report.

Basis of preparation

The condensed consolidated financial statements have been prepared on the basis of historical cost, except for the revaluation of investments. Cost is based on the fair values of the consideration given in exchange for assets. All amounts are presented in Australian dollars, unless otherwise noted.

The accounting policies and methods of computation adopted in the preparation of the half year financial report are consistent with those adopted and disclosed in the Company's annual financial report for the financial year ended 30 June 2021, except for the impact of the new Standards and Interpretations described below. These accounting policies are consistent with Australian Accounting Standards and with International Financial Reporting Standards.

Adoption of new and revised Australian Accounting Standards

The Group has adopted all the new and revised Standards and Interpretations issued by the Australian Accounting Standards Board (the AASB) that are relevant to their operations and effective for the current half-year.

New and revised Standards and amendments thereof and Interpretations effective for the current year that are relevant to the Group are:

- AASB 2020-8 *Amendments to Australian Accounting Standards – Interest Rate Benchmark Reform – Phase 2*
- AASB 2021-3 *Amendments to Australian Accounting Standards – Covid-19 Related Rent Concessions beyond 30 June 2021*

The adoption of these standards has not had a material impact on the disclosures and/or amounts reported in these financial statements

2. Going Concern

The condensed consolidated financial statements have been prepared on the going concern basis which contemplates continuity of normal business activities and the realisation of assets and discharge of liabilities in the normal course of business.

During the half year, the Group incurred a net loss after tax of \$1,207,907 (2020: \$2,275,346) and experienced net cash outflows from operating and investing activities of \$4,002,784 (2020: \$2,095,634). At 31 December 2021, the Group had net assets of \$16,443,623 (30 June 2021: \$11,956,994) and net current assets of \$2,022,976 (30 June 2021: \$384,456). As at 31 December 2021, the Group had a cash balance of \$3,241,760 (30 June 2021: \$1,640,646).

As indicated in note 7. Golden Rim has entered into a Trading Halt to finalise a capital raising. The results of this are outstanding at the time of issue of this financial report.

The Directors have prepared a cash flow forecast for the period ending 31 March 2023, which indicates that additional funding will be required to meet the expected cash outflows in relation to its ongoing exploration and evaluation activities. The ability of the Group to continue to develop its projects and therefore continue as a going concern is dependent on securing additional sources of funding of at least \$5.0 million (net of costs) via capital raisings, divestment of assets or other type of corporate transaction, by March 2023 of which at least \$3.3 million (net of costs) will be required in March 2022 to support planned operations until September 2022.

The Directors have reviewed the Group's overall position and outlook in respect of the matters identified above, including the ability of the Group to secure additional funding, and are of the opinion that there are reasonable grounds to believe that the operational and financial plans in place are achievable and accordingly the Group will be able to continue as a going concern and meet its obligations as and when they fall due.

Should the Directors not be successful in achieving the matters set out above, there is a material uncertainty whether the Group will be able to continue as a going concern and, therefore, whether it will be able to realise its assets and extinguish its liabilities in the normal course of business.

These condensed consolidated financial statements do not include adjustments relating to the recoverability and classification of recorded asset amounts or to the amounts and classification of liabilities that might be necessary should the Group not continue as a going concern.

3. Segment information

AASB 8 requires operating segments to be identified on the basis of internal reports about components of the Group that are regularly reviewed by the chief operating decision maker in order to allocate resources to the segment and to assess its performance.

The Group operates in one business, namely exploration for mineral resources in various geographical regions. The financial results from this business are presented to the Board on a geographical basis.

Information on a geographical segment basis is presented below:

	Australia \$	South America \$	Africa \$	Group \$
Half year 2021				
Segment revenue	104	-	-	104
Segment result	(763,991)	(146,148)	(297,768)	(1,207,907)
Exploration costs expensed	-	169,534	268,087	437,621
Depreciation expense	3,608	-	29,681	33,289
As at 31 December 2021				
Segment assets	3,235,364	2,391,738	12,419,270	18,046,372
Segment liabilities	1,432,023	60,885	109,842	1,602,749
Half year 2020				
Segment revenue	50,388	-	-	50,388
Segment result	(619,701)	(103,731)	(1,551,914)	(2,275,346)
Exploration costs expensed	-	141,447	1,530,747	1,672,194
Depreciation expense	6,998	-	21,170	28,168
As at 30 June 2021				
Segment assets	1,459,679	2,492,017	9,464,649	13,416,345
Segment liabilities	974,906	42,094	442,351	1,459,351

4. Issued capital

	31 December 2021	30 June 2021
	\$	\$
Ordinary shares		
Issued and fully paid: 245,964,678 (30 June 2021: 2,670,349,679*) shares	98,634,686	94,294,548

The Company undertook a 1 for 15 consolidation of its securities on 17 November 2021.

*The 30 June 2021 balance of shares above is prior to this consolidation.

Shares

Movements in the ordinary share capital of the Company during the period were as follows:

	Number of Shares	Cents	\$
30/06/2021 Opening Balance	2,670,349,679		94,294,548
23/09/2021 Placement	625,000,000	0.60	3,750,000
12/11/2021 Placement	375,000,000	0.60	2,250,000
17/11/2021 Before 15:1 consolidation	3,670,349,679		
17/11/2021 After 15:1 consolidation	244,691,485		
19/11/2021 Shares issued to service provider	1,111,111	9.00	100,000
29/11/2021 Shares under Remuneration Share Plan ¹	162,082	9.68	15,690
			(1,376,668)
			(398,884)
31/12/2021	245,964,678		98,634,686

¹ The shares issued pursuant to the Remuneration Share Plan were issued to an eligible employee in lieu of cash remuneration.

Options

At 31 December 2021, the Company had the following unlisted options on issue:

A.	Option series	No. of options	Exercise price \$	Issue Date	Expiry date
	Unlisted options				
	Class X	333,334	0.45	17/1/2020	17/1/2022
	Class GMRUOPT11	5,309,299	0.15	8/9/2020	29/6/2022
	Class GMRUOPT12	8,831,569	0.15	8/9/2020	18/8/2022
	Class GMRAA	1,102,779	0.15	20/8/2020	20/8/2022
	Class GMRAB	1,646,669	0.45	30/11/2020	30/11/2022
	Class GMRAJ	473,691	0.15225	2/2/2021	1/2/2023
	Class GMRAN	1,333,334	0.27	14/4/2021	13/4/2023
	Class GMRAAA	266,667	0.45	4/6/2021	12/4/2023
	Class GMRAAB	33,333,356	0.18	11/11/2021	11/5/2023
	Class GMRAAC	555,556	0.18	19/11/2021	19/5/2023
	Class GMRAAD	3,000,003	0.18	26/11/2021	26/11/2023

Movements in the number of options and the Option Reserve during the period were as follows:

B.

Issue / Expiry Date	Description	Number of Options	Fair value cents	\$
30/06/2021	Balance	317,059,015		2,352,517
11/11/2021	Options issued during the period ended 31/12/2021 Class GMRAAB	500,000,000	0.28	1,376,667
17/11/2021	Total before 1:15 consolidation	817,059,015		
17/11/2021	Total after 1:15 consolidation	54,470,701		
19/11/2021	Class GMRAAC	555,556	3.28	18,222
26/11/2021	Class GMRAAD	3,000,003	3.92	117,600
		58,026,260		1,512,489
	Options expired during the period ended 31/12/2021			
29/11/2021	Class V	(1,840,003)		(102,120)
31/12/2021	Balance	56,186,257		3,762,887

The option reserve relates to the fair value of options granted by the Company. The fair values of options are transferred to share capital on exercise, or to accumulated losses on expiry of the options. Prior to the securities consolidation taking effect, 500,000,000 GMRAAB options were issued. The GMRAAB options consolidated to 33,333,356 as per table A above.

Class GMRAAB and GMRAN options were issued pursuant to placements. Class GMRAAA, GMRAAC and GMRAJ options were issued as share-based payments. Class GMRAAD options were issued to directors and employees of the Company as part of their remuneration.

Earnings per share restatement

	31 December 2021 Cents	31 December 2020 As restated Cents
Basic and diluted loss per share	(0.52)	(1.98)
Weighted average number of shares outstanding during the period used in the calculation of basic loss per share	226,766,776	113,518,899

Earnings per share is computed by dividing net income by the weighted-average number of shares outstanding during the period. December 2020 loss per share has been recalculated and restated based on post consolidation weighted average shares as follows.

	31 December 2020 As restated
Weighted average number of shares outstanding during the period used in the calculation of basic loss per share (as previously stated)	1,702,783,485
Effect of share consolidation (1 for 15 consolidation of securities on 17 November 2021)	(1,589,264,586)
Weighted average number of shares outstanding during the period used in the calculation of basic loss per share as restated	113,518,899

5. Fair value measurement of financial instruments

The carrying amounts of financial assets and financial liabilities of the Group approximate their fair values.

6. Exploration and Evaluation Expenditure

	31 December 2021	30 June 2021
	\$	\$
At beginning of period	11,518,728	5,796,886
Acquisition of exploration projects	2,894,656	5,815,707
Exchange losses	(113,765)	(93,865)
	<u>14,299,619</u>	<u>11,518,728</u>

Exploration and evaluation assets are initially measured at cost and include the acquisition of permits / licenses, and the Group's share in joint projects, that provide the right to explore for minerals. All other exploration and evaluation expenditure including studies, exploratory drilling, trenching and sampling and associated activities is expensed as incurred.

The Group assesses impairment of all assets at each reporting date by evaluating conditions specific to the Group and to the particular asset that may lead to impairment. These include prospectivity of an area of interest and economic and political environments. If an impairment trigger exists, the recoverable amount of the asset is determined.

In September 2021 a coup d'état occurred in Guinea and in January 2022 a coup d'état occurred in Burkina Faso. The Group has and will continue to monitor the political situations in the countries in which it operates. In preparing these financial statements, the Directors considered the carrying values of the projects in Guinea and Burkina Faso and does not consider that either project requires impairment.

7. Events subsequent to reporting date

Since the end of the Half Year, no significant event has occurred, except as stated below and elsewhere in this Half Year Report.

- On 3 March 2022 the Company released the maiden Mineral Resource Estimate (**MRE**) for the Kada Gold Project in Guinea. The MRE is reported as 25.5Mt at 1.1g/t gold for 930,000 ounces contained gold. The majority of the MRE (72%) is comprised of shallow oxide-transitional gold.
- On 15 March 2022 the Company entered into a trading halt for the purpose of finalizing a capital raising. This is in progress as at the date of signing of this report.

8. Exploration Commitments

The Group has the following expenditure commitments at balance date in respect of exploration interests, subject to the right to withdraw at any time.

	<u>Consolidated</u>	
	<u>31 December 2021</u>	<u>30 June 2021</u>
	\$	\$
Not later than one year	116,166	1,079,331
Later than one year, but not later than 5 years	935,394	2,387,209
Later than 5 years	-	-
	<u>1,051,560</u>	<u>3,466,540</u>

Directors Declaration

The Directors declare that the condensed consolidated financial statements and notes of the consolidated entity set out on pages 16 to 24:

- (a) comply with *Accounting Standard AASB 134 – Interim Financial Reporting*, the *Corporations Regulations 2001* and other mandatory professional reporting requirements; and
- (b) give a true and fair view of the Group's financial position as at 31 December 2021 and of its performance, as represented by the results of its operations and its cash flows, for the Half Year.

In the Directors' opinion there are reasonable grounds to believe that the Company will be able to pay its debts as and when they become due and payable.

This declaration is made in accordance with a resolution of the Directors.



Adonis Pouroulis
16 March 2022

Independent Auditor's Review Report to the members of Golden Rim Resources Limited

Conclusion

We have reviewed the half-year financial report of Golden Rim Resources Limited (the "Company") and its subsidiaries (the "Group"), which comprises the condensed consolidated statement of financial position as at 31 December 2021, the condensed consolidated statement of profit or loss and other comprehensive income, the condensed consolidated statement of cash flows and the condensed consolidated statement of changes in equity for the half-year ended on that date, notes comprising a summary of significant accounting policies and other explanatory information, and the directors' declaration.

Based on our review, which is not an audit, we have not become aware of any matter that makes us believe that the half-year financial report of the Group is not in accordance with the *Corporations Act 2001*, including:

- (a) giving a true and fair view of the Group's financial position as at 31 December 2021 and of its performance for the half-year ended on that date; and
- (b) complying with Accounting Standard AASB 134 *Interim Financial Reporting* and the *Corporations Regulations 2001*.

Basis for Conclusion

We conducted our review in accordance with ASRE 2410 *Review of a Financial Report Performed by the Independent Auditor of the Entity*. Our responsibilities are further described in the *Auditor's Responsibilities for the Review of the Half-year Financial Report* section of our report. We are independent of the Group in accordance with the ethical requirements of the Accounting Professional and Ethical Standards Board's APES 110 *Code of Ethics for Professional Accountants (including Independence Standards)* (the "Code") that are relevant to our audit of the annual financial report in Australia. We have also fulfilled our other ethical responsibilities in accordance with the Code.

We confirm that the independence declaration required by the *Corporations Act 2001*, which has been given to the directors of the Company, would be in the same terms if given to the directors as at the time of this auditor's review report.

Material Uncertainty Related to Going Concern

We draw attention to Note 2 in the financial report which indicates that the Group incurred a net loss after tax of \$1,207,907 (2020: \$2,275,346) and experienced net cash outflows from operating and investing activities of \$4,002,784 (2020: \$2,095,634) during the half year ended 31 December 2021.

As stated in Note 2, these events or conditions, along with other matters as set forth in Note 2, indicate that a material uncertainty exists that may cast significant doubt on the Group's ability to continue as a going concern. Our conclusion is not modified in respect to this matter.

For personal use only

Directors' Responsibilities for the Half-Year Financial Report

The directors of the Company are responsible for the preparation of the half-year financial report that gives a true and fair view in accordance with Australian Accounting Standards and the *Corporations Act 2001* and for such internal control as the directors determine is necessary to enable the preparation of the half-year financial report that gives a true and fair view and is free from material misstatement, whether due to fraud or error.

Auditor's Responsibilities for the Review of the Half-Year Financial Report

Our responsibility is to express a conclusion on the half-year financial report based on our review. ASRE 2410 requires us to conclude whether we have become aware of any matter that makes us believe that the half-year financial report is not in accordance with the *Corporations Act 2001* including giving a true and fair view of the Group's financial position as at 31 December 2021 and its performance for the half-year ended on that date, and complying with Accounting Standard AASB 134 *Interim Financial Reporting* and the *Corporations Regulations 2001*.

A review of a half-year financial report consists of making enquiries, primarily of persons responsible for financial and accounting matters, and applying analytical and other review procedures. A review is substantially less in scope than an audit conducted in accordance with Australian Auditing Standards and consequently does not enable us to obtain assurance that we would become aware of all significant matters that might be identified in an audit. Accordingly, we do not express an audit opinion.



DELOITTE TOUCHE TOHMATSU



Penelope Pink
Partner
Chartered Accountants
Perth, 16 March 2022

For personal use only