

For personal use only

INTERIM FINANCIAL REPORT

FOR THE HALF YEAR ENDED
DECEMBER 2022

CORPORATE INFORMATION

DIRECTORS

Gary Lethridge	Non-Executive Chairperson
Paul Savich	Managing Director
Rhys Bradley	Non-Executive Director and Company Secretary
Tom Lyons	Executive Director (appointed effective 1 March 2023)

REGISTERED OFFICE AND PRINCIPAL PLACE OF BUSINESS

Level 2, 55 Carrington Street
Nedlands, Western Australia, 6009
ABN 51 646 878 631

AUDITORS

BDO Audit (WA) Pty Ltd
Level 9, Mia Yellagonga Tower 2
5 Spring Street
Perth, Western Australia, 6000
Telephone: +61 8 6382 4600

SOLICITORS

EMK Lawyers
Unit 1, 519 Stirling Highway
Cottesloe, Western Australia, 6011
Telephone: +61 8 9794 6192

SHARE REGISTRY

Automic Registry Services
Level 5, 191 St Georges Terrace
Perth, Western Australia, 6000
Investor enquiries: 1300 288 664

WEBSITE

www.wa1.com.au

STOCK EXCHANGE LISTING

WA1 Resources Ltd shares are listed on the Australian Securities Exchange (ASX: WA1)

CONTENTS

DIRECTORS' REPORT	3
REVIEW OF OPERATIONS	4
AUDITOR'S INDEPENDENT DECLARATION	14
STATEMENT OF PROFIT OR LOSS AND OTHER COMPREHENSIVE INCOME	15
STATEMENT OF FINANCIAL POSITION	16
STATEMENT OF CHANGES IN EQUITY	17
STATEMENT OF CASH FLOWS	18
NOTES TO THE FINANCIAL STATEMENTS	19
DIRECTORS' DECLARATION	25
INDEPENDENT AUDITOR'S REPORT	26

For personal use only

DIRECTORS' REPORT

The Directors present their report, together with the financial statements, of WA1 Resources Ltd ('WA1' or 'the Company') for the half-year ended 31 December 2022.

DIRECTORS

The following persons were directors of the Company during the whole of the financial period and up to the date of this report, unless otherwise stated:

Gary Lethridge	Non-Executive Chairperson
Paul Savich	Managing Director
Rhys Bradley	Non-Executive Director and Company Secretary
Tom Lyons	Executive Director (appointed effective 1 March 2023)

PRINCIPAL ACTIVITIES

The principal activity of the Company is mineral exploration in Australia.

RESULTS OF OPERATIONS

The Company incurred a loss after income tax for the half-year of \$1,483,179 (31 December 2021: \$185,469). This result was in line with expectations and reflected operating costs incurred during the year which were mainly costs associated with general corporate overheads of the Company and amortisation of share based payments. During the half year, \$1,024,393 (30 June 2022: \$478,088) of exploration expenditure was capitalised to exploration and evaluation assets.

Cash Balance

At balance date the Company had \$7,585,408 (30 June 2022: \$3,677,733) of cash and cash equivalents as well as \$4,000,000 (30 June 2022: Nil) in term deposits with a maturity between 3 and 12 months, following a capital raising of \$10,000,000 in November 2022 to fund its exploration and corporate activities during the period.

Shares on Issue

49,800,000 ordinary shares were on issue at 31 December 2022 (30 June 2022: 44,800,000).

SUBSEQUENT EVENTS

On 13 February 2023, it was announced that Tom Lyons would be appointed in the capacity of Executive Director effective from 1 March 2023.

There were no other subsequent events after the reporting date.

AUDITOR'S INDEPENDENCE DECLARATION

A copy of the Auditor's independence declaration as required under section 307C of the Corporations Act 2001 is set out on page 26.

This report is made with a resolution of the directors:



Paul Savich
Managing Director
Perth
8 March 2023

For personal use only

REVIEW OF OPERATIONS

SUMMARY OF OPERATIONS

The Company currently has three exploration projects in Western Australia, being the West Arunta, Madura and Hidden Valley projects.



Figure 1: Location of WA1's Exploration Projects

WEST ARUNTA PROJECT (100% OWNED)

The West Arunta Project is located approximately 490km south of Halls Creek in Western Australia. It comprises the Pachpadra, Sambhar and Urmia prospect areas which contain significant geophysical anomalies.

For personal use only

REVIEW OF OPERATIONS

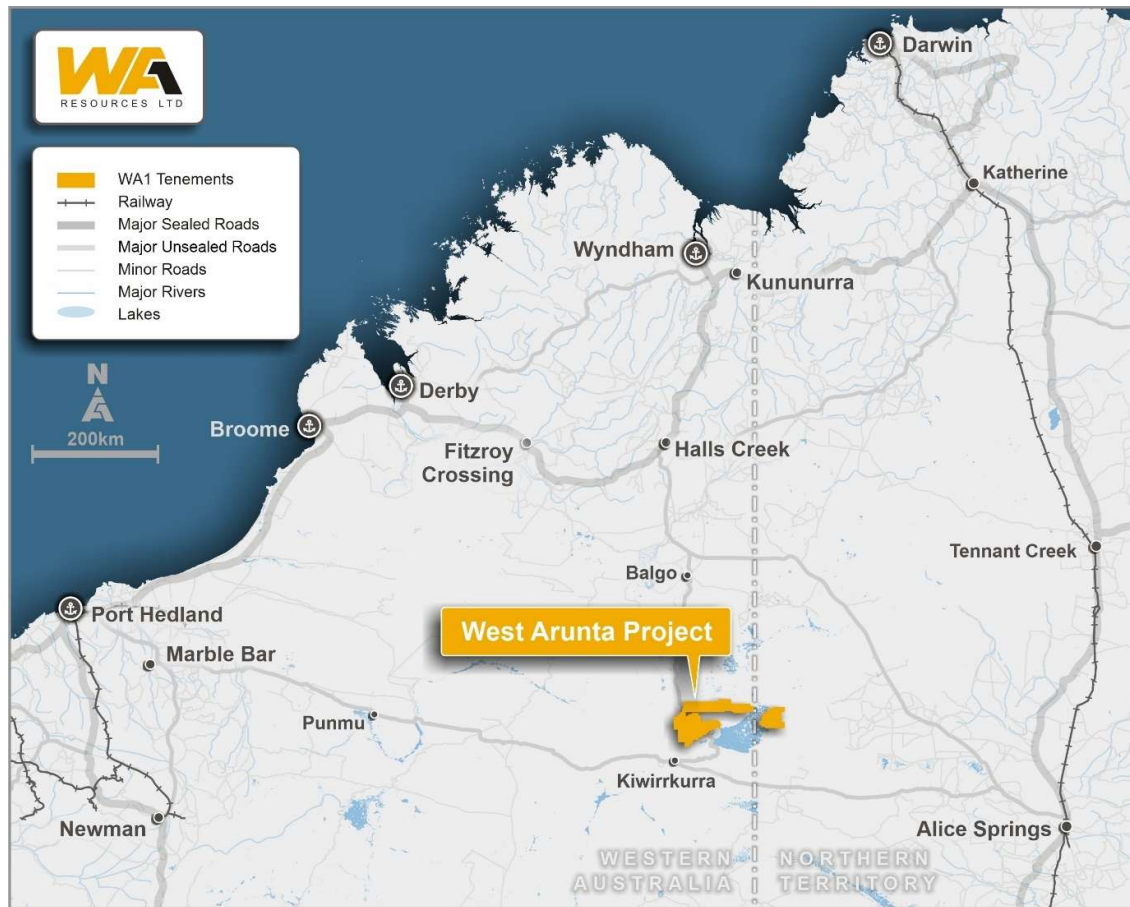


Figure 2: Location of the West Arunta Project

Maiden West Arunta Drill Program Overview

On 13 July 2022, the company announced the commencement of its maiden exploration drill program at the West Arunta project. The drill program comprised seven RC holes for a total of 1,745 metres. Drilling provided an initial test of two target zones at the Pachpadra Prospect (P1 and P2) and the target zone at the Luni Prospect. First pass drilling at two of the three target zones, P2 and Luni, discovered previously unidentified carbonatite systems.

Prior to drilling, WA1 acquired and analysed a comprehensive, multi-layered dataset of new and historic geophysical data in the West Arunta. Drilling was then designed to test the interpreted peak of selected gravity and/or magnetic highs at each target zone, and the associated margins of the Luni and P1 geophysical anomalies.

Luni Target Mineralised Carbonatite Discovery

The Luni target is characterised by a discrete, high amplitude gravity anomaly with semi-coincident magnetic responses occurring adjacent to the western and eastern ends and central to the gravity response. Luni is located proximate to the intersection of two key interpreted regional structural features.

A total of three RC holes were drilled at Luni for 803 metres, with all holes drilled to the maximum depth capacity of the rig. All holes were drilled vertically (with LURC001 deviating during drilling) to test the source of the interpreted east-west gravity anomaly.

REVIEW OF OPERATIONS

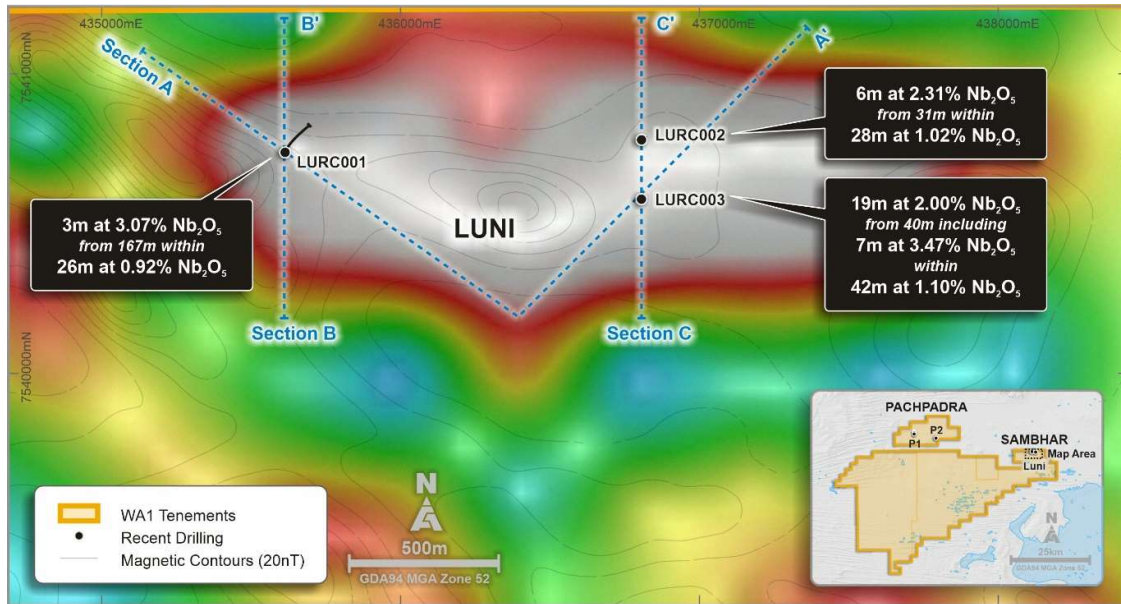


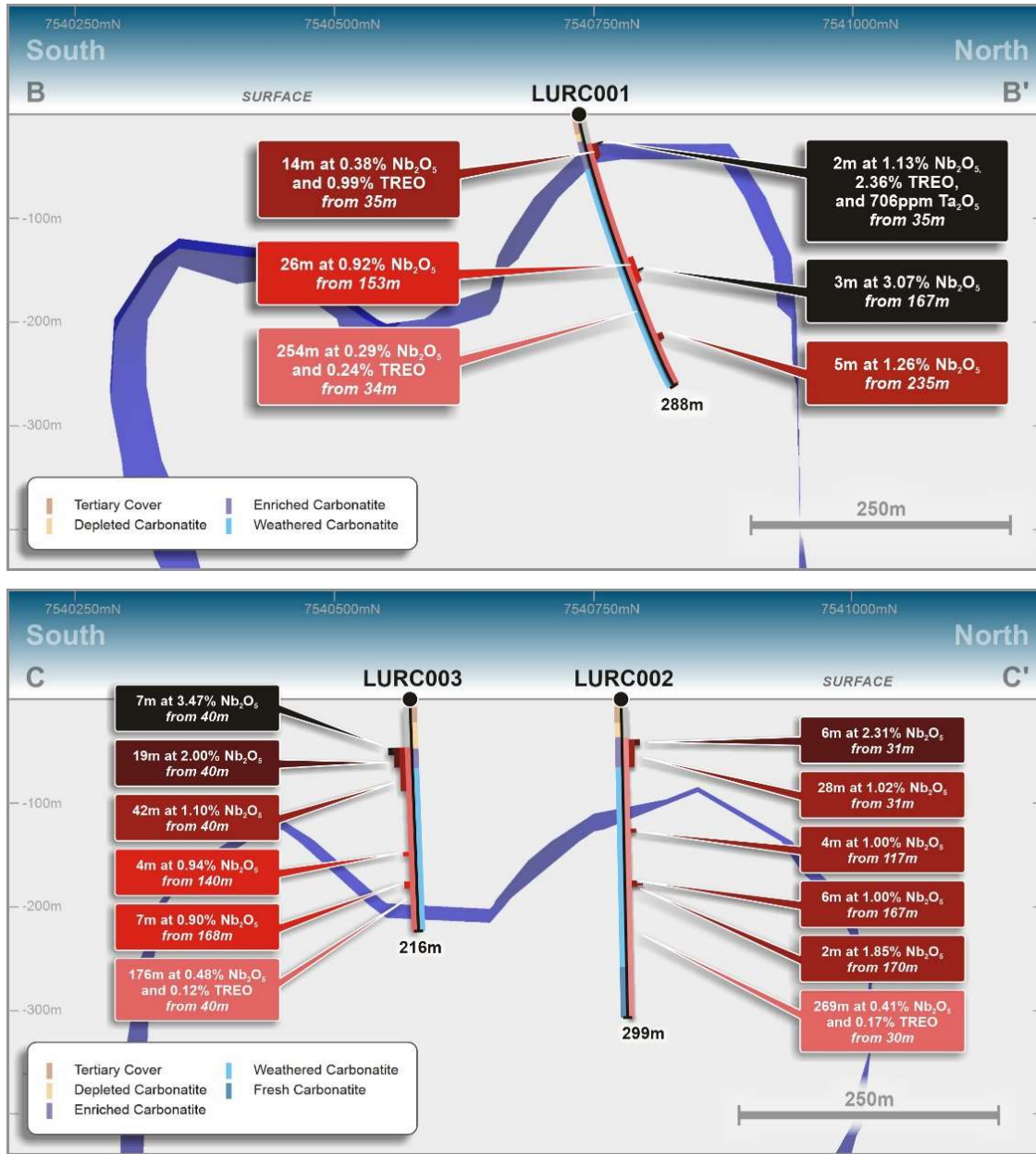
Figure 3: Plan View of Luni Drill Collar Locations

Combined gravity (resUC200m, colour) and magnetic (residual contours) anomaly images

On 16 November 2022, the Company announced the discovery of a mineralised carbonatite system at the Luni target (LURC001 to LURC003 within the Sambhar Prospect area) following receipt of assays from the Company's maiden exploration drill program. Single metre assay results were subsequently announced on 6 February 2023.

Highly elevated niobium, elevated Rare Earth Elements (REE) and phosphorus mineralisation was encountered in all three drill holes.

REVIEW OF OPERATIONS



Figures 4 & 5: Luni Target Cross-section¹

Schematic of gravity anomaly image (residual gravity with 2.68g/cc density shells) with downhole geology & key intersections

Note 1: 'TREO' is an abbreviation of Total Rare Earth Oxides, representing a combined group of 17 elements (La, Ce, Pr, Nd, Pm, Sm, Eu, Gd, Tb, Dy, Ho, Er, Tm, Yb, Lu, Y, Sc)

For personal use only

REVIEW OF OPERATIONS

For full details refer to WA1's ASX announcements on 16 November 2022 and 6 February 2023.

P2 Target Mineralised Carbonatite Discovery

On 26 October 2022, following receipt of initial four metre composite assays the Company announced that a single drill hole at the P2 target (PARC003 located within the Pachpadra Prospect area) completed as part of the Company's maiden drill program had discovered a mineralised carbonatite system.

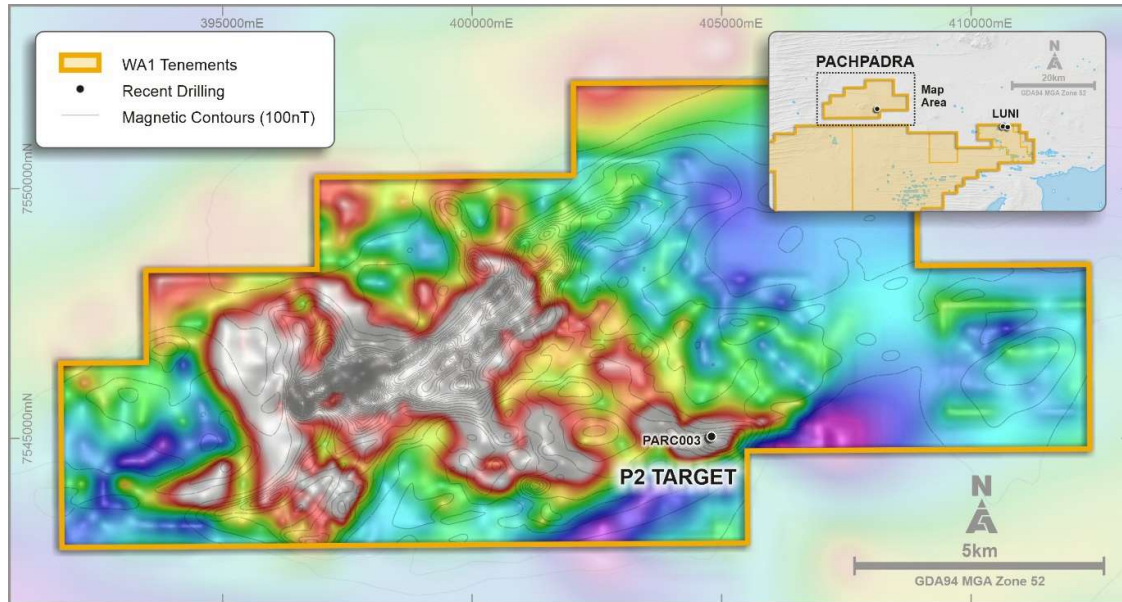


Figure 6: Plan View of the P2 Drill Collar Location

Combined gravity (resUC200m, colour) and magnetic (residual contours) anomaly images

Single metre assay results relating to PARC003 were released on 13 December 2022 and confirmed the existence of high-grade Niobium-Tantalum mineralisation within the weathered zone, along with confirmation of a broad intersection within the primary portion of the drill hole.

For personal use only

REVIEW OF OPERATIONS

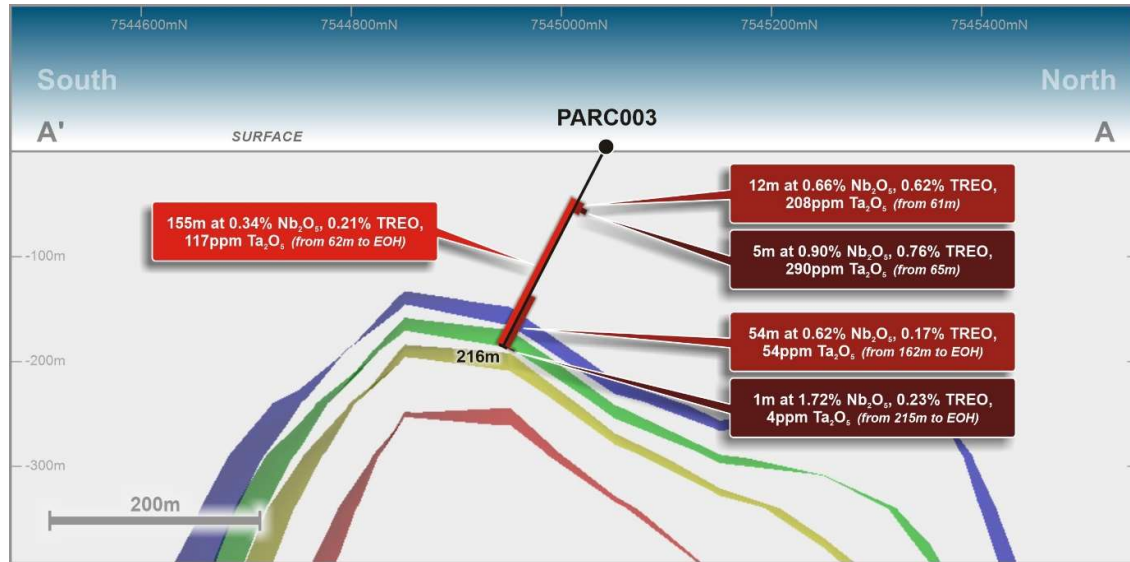


Figure 7: P2 Schematic Cross-section

Schematics of gravity anomaly images (residual gravity with 2.68-2.77g/cc density shells) and key intersections

The downhole geology intersected in PARC003 included 23m of ferruginous transported clays, followed by a sedimentary sequence of siltstone and sandstone, before transitioning into the carbonatite intrusion at 61m downhole. The weathering profile in the drillhole is moderate, with the lower saprolite boundary occurring at 74m and fresh rock intersected from 152m.

There is a clear correlation between the anomalous niobium-tantalum mineralisation and the occurrences of the carbonatite intrusion at 61m downhole. The highest niobium grade occurs in the last metre of the drillhole.

For full details refer to WA1's ASX announcements on 26 October 2022 and 13 December 2022.

Tenure Expanded

On 9 November 2022, the Company announced it had made four new Exploration Licence applications in proximity to the company's West Arunta project, comprising EL(A) 80/5860, 80/5861 and 80/5862 in Western Australia and EL33378 in the Northern Territory.

The three applications in Western Australia are located north and northwest of the granted West Arunta Project tenements currently held by the Company. The areas of the applications will be assessed for their prospectivity based on review of the limited existing datasets available. If warranted, the Company will plan exploration programs that will be undertaken upon the tenement(s) progressing to grant and once heritage protection agreements and other necessary consents are in place.

Other Projects

HIDDEN VALLEY PROJECT (100% OWNED)

The Hidden Valley Project comprises one Exploration Licence located 150km south of Kununurra, Western Australia. The tenement lies within the Osmond Ranges and on a major structural position straddling the Osmond Fault. The fault is a unique east-north-east trending structural domain immediately east of the Halls Creek Orogen.

REVIEW OF OPERATIONS

On 15 November 2022, the Company commenced an airborne electromagnetic survey at the Hidden Valley project to test for bedrock conductive anomalies. Final results of the survey have not yet been received and assessed.



Figure 8: Hidden Valley Project tenement plan

Prior to this survey, no work had been completed in the tenement area since 2007, at which time airborne GEOTEM data collected by BHP in 1996 was reanalysed and concluded that the key anomalies in the region, known as the Osmond Pipes (Figure 9), are “wide conductive targets within an extensive zone (possibly middle Proterozoic rocks)” and were recommended for “further evaluation by way of additional electromagnetic (EM) surveys” (refer to WAMEX Report A78887 by Osmond Range Resources Pty Ltd for full details). In addition, these anomalies, which sit at the intersection of the Osmond Fault and Argyle Corridor, were concluded to be of potential ultramafic source.

For personal use only

REVIEW OF OPERATIONS

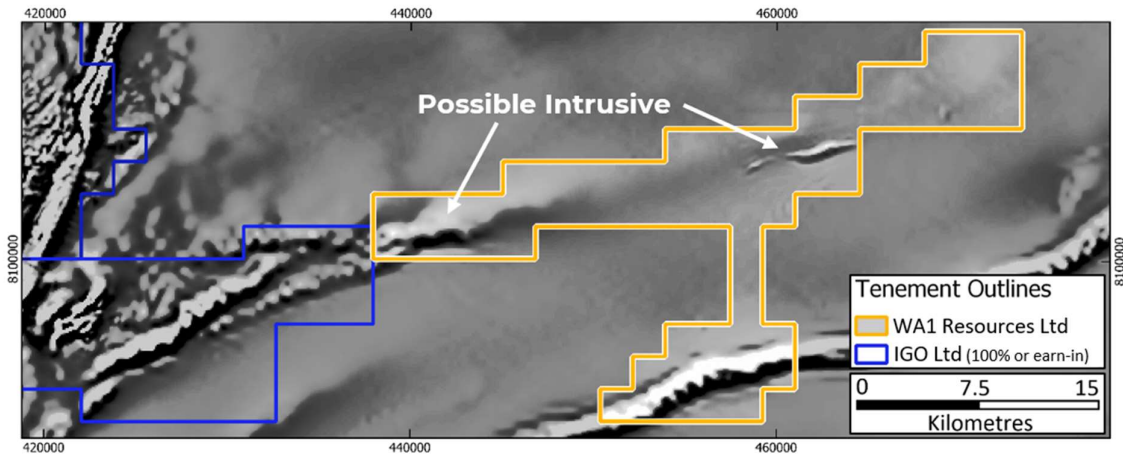


Figure 9: Hidden Valley Tenure over Regional TMIRTP

MADURA PROJECT (100% OWNED)

The Madura Project tenements are located approximately 540km east of Kalgoorlie-Boulder, with non-contiguous tenements extending to near the Western Australian south coast. The exploration project consists of five granted Exploration Licences and two Exploration Licence applications in the Madura Province of south-eastern Western Australia.

The Company continued the process of negotiating heritage protection agreements, along with planning for potential initial exploration programs.

Historical exploration on the tenements, prior to WA1's applications in 2021 included airborne geophysical surveys and a regional stratigraphic hole by the Geological Survey of Western Australia. Much of this work was concentrated around the northern most tenement, where indicators for copper-gold source and host rocks is historically documented.

There is potential for copper-gold mineralisation of an IOCG affinity and other styles of mineralisation, and this is the basis for the initial proposed exploration program within the project area.

For personal use only

REVIEW OF OPERATIONS

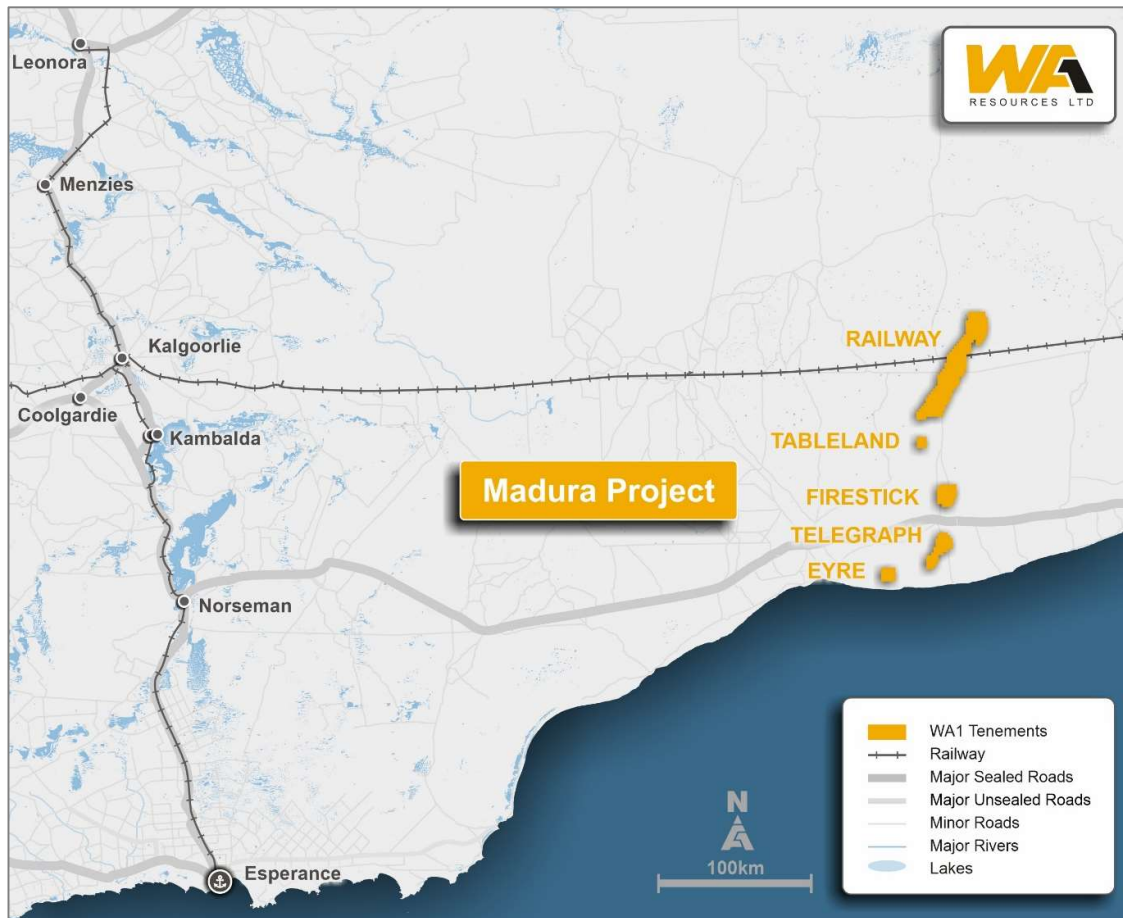


Figure 10: Madura Project tenements plan

NEW PROJECT GENERATION

While the Company is focused on advancing exploration at its existing projects, ongoing efforts continue to be made to identify and assess new opportunities to enhance the Company's exploration portfolio.

COMMUNITY & SAFETY

WA1's activities are located within several native title determination and claim areas. The Company values its relationships with the traditional owners of the lands on which it operates and is committed to maintaining these positive partnerships. We believe we can have a positive impact on the remote communities within the lands on which we operate.

During the period, the Company facilitated on-country heritage activities at its West Arunta project. Consultations with respect to obtaining heritage protection agreements and exploration access for the Madura project are ongoing.

The Company is committed to ensuring all work activities are carried out safely with all practical measures taken to remove risks to the health, safety and welfare of workers, contractors, authorised visitors and anyone else who may be affected by the Company's activities. The Company is pleased to report that no recordable injuries were reported during the period.

REVIEW OF OPERATIONS

CORPORATE

On 1 July 2022, Tom Lyons was re-appointed as a Non-Executive Director of WA1. Mr Lyons has international experience in the resources industry covering mineral exploration through to project development. He has broad experience in a range of commodities including industrial and agricultural minerals, precious and base metals, and bulks. Subsequent to the period end, it was announced on 13 February 2023 that Mr Lyons would be transitioning to an Executive Director role from 1 March 2023.

Mr Lyons was most recently Chief Development Officer of Agrimin Limited (ASX: AMN) where he led the acquisition of Agrimin's world-class Mackay Potash Project and was responsible for leading the project through its exploration, feasibility and permitting phases.

He is also Managing Director of Tali Resources Pty Ltd (Tali) which is a 17% shareholder in WA1. Tali is currently undertaking large-scale exploration efforts in the West Arunta region which is subject to a \$58.5 million dollar Farm-in and Joint Venture Agreement with Rio Tinto Exploration Pty Ltd.

Mr Lyons holds a Bachelor of Science (Geology) degree from the University of Western Australia, is a Graduate Member of the Australian Institute of Company Directors and is a Member of the Australian Institute of Geoscientists.

On 7 November 2022, the Company held its Annual General Meeting with all resolutions put to shareholders carried on a poll.

On 18 November 2022 the Company announced that it had received firm commitments to raise \$10 million (before costs) at \$2.00 per share, a 13% premium to the last traded price. Funds raised from the placement, which settled on 25 November 2022, are intended to be primarily applied to additional geophysical surveys and a substantial drilling program at the West Arunta project, along with initial exploration and geophysical surveys at the Company's Madura project post negotiation of heritage protection agreements, and for general corporate and working capital purposes.

FORWARD-LOOKING STATEMENTS

This report may contain certain "forward-looking statements" which may be based on forward-looking information that are subject to a number of known and unknown risks, uncertainties, and other factors that may cause actual results to differ materially from those presented here. Where the Company expresses or implies an expectation or belief as to future events or results, such expectation or belief is expressed in good faith and believed to have a reasonable basis. For a more detailed discussion of such risks and other factors, see the Company's Prospectus and reports, as well as the Company's ASX Releases. Readers should not place undue reliance on forward-looking information. The Company does not undertake any obligation to release publicly any revisions to any forward-looking statement to reflect events or circumstances after the date of this report, or to reflect the occurrence of unanticipated events, except as may be required under applicable securities laws.

COMPETENT PERSONS STATEMENTS

The information in this report that relates to Exploration Results is based on information compiled by Ms. Stephanie Wray who is a Member of the Australian Institute of Geoscientists. Ms. Wray is a full-time employee of WA1 Resources Ltd and has sufficient experience which is relevant to the style of mineralisation under consideration to qualify as a Competent Person as defined in the 2012 Edition of the "Australian Code for Reporting of Exploration Results, Mineral Resources and Ore Reserves". Ms. Wray consents to the inclusion in the report of the matters based on her information in the form and context in which it appears.

On behalf of the directors:



Paul Savich
Managing Director
8 March 2023

AUDITOR'S INDEPENDENCE DECLARATION



Tel: +61 8 6382 4600
Fax: +61 8 6382 4601
www.bdo.com.au

Level 9, Mia Yellagonga Tower 2
5 Spring Street
Perth, WA 6000
PO Box 700 West Perth WA 6872
Australia

DECLARATION OF INDEPENDENCE BY ASHLEIGH WOODLEY TO THE DIRECTORS OF WA1 RESOURCES LTD

As lead auditor for the review of WA1 Resources Ltd for the half-year ended 31 December 2022, I declare that, to the best of my knowledge and belief, there have been:

1. No contraventions of the auditor independence requirements of the *Corporations Act 2001* in relation to the review; and
2. No contraventions of any applicable code of professional conduct in relation to the review.



Ashleigh Woodley
Director

BDO Audit (WA) Pty Ltd
Perth
8 March 2023

For personal use only

INTERIM STATEMENT OF PROFIT OR LOSS AND OTHER COMPREHENSIVE INCOME

FOR THE HALF YEAR ENDED 31 DECEMBER 2022

	Note	31-Dec-22 \$	31-Dec-21 \$
Finance income		38,270	-
Administrative expenses	3	(480,979)	(176,982)
Share based payments	13	(1,016,841)	(8,487)
Exploration expenses		(23,629)	-
Loss before income tax		(1,483,179)	(185,469)
Income tax expense		-	-
Loss after income tax expense for the year		(1,483,179)	(185,469)
Other comprehensive income		-	-
Total comprehensive loss for the year attributable to the owners of the company		(1,483,179)	(185,469)
Loss per share (basic and dilutive) for the year attributable to the owners of the company	14	(0.03)	(0.01)

The above interim statement should be read in conjunction with the accompanying notes.

For personal use only

INTERIM STATEMENT OF FINANCIAL POSITION

AS AT 31 DECEMBER 2022

	Note	31-Dec-22 \$	30-Jun-22 \$
ASSETS			
Current assets			
Cash and cash equivalents	4	7,585,408	3,677,733
Term deposits	5	4,000,000	-
Exploration deposits	6	235,572	119,132
Office lease - right of use asset	7	71,792	-
Other receivables		110,585	34,670
Total current assets		12,003,357	3,831,536
Non-current assets			
Exploration and evaluation assets	8	1,884,318	859,925
Total non-current assets		1,884,318	859,925
Total assets		13,887,675	4,691,460
LIABILITIES			
Current liabilities			
Trade and other payables	9	243,203	123,019
Office lease liability	10	71,792	
Provisions		25,353	8,673
Total current liabilities		340,348	131,691
Total liabilities		340,348	131,691
Net assets		13,547,327	4,559,769
EQUITY			
Share capital	11	14,630,620	5,176,724
Reserves	12	1,072,324	55,483
Accumulated losses		(2,155,617)	(672,438)
Total equity		13,547,327	4,559,769

The above statement should be read in conjunction with the accompanying notes.

INTERIM STATEMENT OF CHANGES IN EQUITY

FOR THE HALF YEAR ENDED 31 DECEMBER

	Note	Share capital \$	Reserves \$	Accumulated losses \$	Total equity \$
Balance at 1 July 2022		5,176,724	55,483	(672,438)	4,559,769
Loss for the year		-	-	(1,483,179)	(1,483,179)
Total comprehensive loss for the year		-	-	(1,483,179)	(1,483,179)
Transactions with owners in their capacity as owners					
Issue of ordinary shares	11	10,000,000	-	-	10,000,000
Costs from issue of ordinary shares	11	(546,104)	-	-	(546,104)
Share based payments	12	-	1,016,841	-	1,016,841
Balance at 30 December 2022		14,630,620	1,072,324	(2,155,617)	13,547,327
Balance at incorporation 1 July 2021					
		443,999	-	(49,848)	394,151
Loss for the period		-	-	(185,469)	(185,469)
Total comprehensive loss for the period		-	-	(185,469)	(185,469)
Issue of ordinary shares		576,000	-	-	576,000
Share based payments		-	8,487	-	8,487
Balance at 31 December 2021		1,019,999	8,487	(235,317)	793,169

The above statement should be read in conjunction with the accompanying notes.

INTERIM STATEMENT OF CASH FLOWS

FOR THE HALF YEAR ENDED 31 DECEMBER

	Note	31-Dec-22 \$	31-Dec-21 \$
Cash flows from operating activities			
Finance income		11,041	-
Payments to suppliers and employees		(491,382)	(298,975)
Net cash used in operating activities	15	(480,341)	(298,975)
Cash flows from investing activities			
Proceeds from exploration deposit		-	4,115
Payments for exploration deposits		(141,256)	-
Payments into term deposits		(4,000,000)	-
Payments for exploration and evaluation assets		(924,624)	(145,226)
Net cash used in investing activities		(5,065,880)	(141,111)
Cash flows from financing activities			
Proceeds from issue of share capital		10,000,000	576,000
Transaction costs related to issues of equity securities		(546,105)	-
Proceeds from borrowings		-	-
Repayment of borrowings		-	-
Net cash flows from financing activities		9,453,895	576,000
Net increase/(decrease) in cash and cash equivalents		3,907,675	135,914
Cash and cash equivalents at the beginning of the year		3,677,733	206,150
Cash and cash equivalents at 31 December	4	7,585,408	342,064

The above statement should be read in conjunction with the accompanying notes.

NOTES TO THE INTERIM FINANCIAL STATEMENTS

1. REPORTING ENTITY

WA1 Resources Ltd is a for profit company limited by shares, incorporated on 2 January 2021 and domiciled in Australia. The Company is primarily involved in the exploration for mineral resources in Australia. WA1 was listed on the Australian Stock Exchange on 8 February 2022. The address of the registered office is Level 2, 55 Carrington Street, Nedlands, WA, 6009.

The financial statements were authorised for issue by the Board of Directors on 8 March 2023.

2. BASIS OF PREPARATION

(a) Basis of Preparation

The interim financial statements are general purpose financial statements for the half year ended 31 December 2022 prepared in accordance with Australian Accounting Standards, other authoritative pronouncements of the Australian Accounting Standards Board (AASB) and the Corporations Act 2001.

The financial statements of WA1 also comply with International Financial Reporting Standards (IFRS) as issued by the International Accounting Standards Board (IASB).

The financial statements have been prepared on historical cost basis and are presented in Australian dollars which is the functional currency of the Company.

The accounting policies adopted in the preparation of this financial report have been consistently applied to all periods presented, unless otherwise stated.

(b) Adoption of new and revised accounting standards

In the six months ended 31 December 2022, the Company adopted all new and revised Standards and Interpretations issued by the AASB that are relevant to its operations and effective for the current reporting period. At the date of authorisation of these financial statements, the Company has not applied the new and revised Australian Accounting Standards, Interpretations and amendments that have been issued but are not yet effective. Based on a preliminary review of the standards and amendments, the Directors do not anticipate a material change to the company's accounting policy, however, further analysis will be performed when the relevant standards are effective.

(c) Going concern

The financial statements have been prepared on a going concern basis, which contemplates continuity of normal business activities and the realisation of assets and settlement of liabilities in the normal course of business. On 31 December 2022, the Company had net assets of \$13,547,327 (30 June 2022: \$4,559,769), a working capital surplus of \$11,663,009 (30 June 2022: \$3,699,844) and cash at bank of \$7,585,408 (30 June 2022: \$3,677,733). For the year ended 30 June 2022, the Company recorded a loss of \$1,483,179 (31 December 2021: \$185,469) and had cash outflows from operating and investing activities of \$5,546,221 (31 December 2021: \$440,086).

On 28 November 2022 WA1 successfully raised \$10 million (before costs) via a share placement.

(d) Segment reporting

Operating segments are reported in a manner that is consistent with the internal reporting provided to the chief operating decision maker, which has been identified by the Company as the Managing Director and other members of the Board of Directors. The Company operates only in one reportable segment being predominantly in the area of mineral exploration in Australia.

(e) Finance Lease

WA1 extended a lease agreement in December 2022 for the use of office space at Level 2, 55 Carrington Street, Nedlands, WA, 6009. The lease was previously classified as a short-term lease. As per AASB16, the office lease was recognised as a new right of use asset and recorded in the financial statements.

For personal use only

NOTES TO THE INTERIM FINANCIAL STATEMENTS

3. ADMINISTRATIVE EXPENSES

	December-22	December-21
	\$	\$
Fees, salaries and benefits	(289,905)	-
External professional fees	(71,122)	(42,212)
ASX Fees	(29,285)	(77,308)
Office rent and outgoings	(26,582)	(11,337)
Insurance	(6,247)	(8,880)
IPO costs	-	(22,580)
Other administrative costs	(57,837)	(14,665)
	(480,929)	(176,982)

4. CASH AND CASH EQUIVALENTS

	December-22	June-22
	\$	\$
Cash and bank balances	7,585,408	3,677,733
	7,585,408	3,677,733

Cash at bank earns interest at floating rates based on daily bank deposit rates.

5. TERM DEPOSITS

	December-22	June-22
	\$	\$
Term deposits	4,000,000	-
	4,000,000	-

A part of the capital raised was invested into interest bearing term deposits maturing within 12 months or less.

6. EXPLORATION DEPOSITS

	December-22	June-22
	\$	\$
Tenement rent (DMIRS)	235,572	119,132
	235,572	119,132

Exploration deposits represent tenement rents paid to the Western Australian Department of Mines Industry Regulations and Safety (DMIRS) in advance when applications for tenements were made during the year. These amounts are held in trust by the DMIRS pending grant of the tenements and are refundable if for any reason the tenements are not granted.

NOTES TO THE INTERIM FINANCIAL STATEMENTS

7. LEASE ASSET

	December-22 \$	June-22 \$
Office lease - right of use asset	71,792	-
	71,792	-

The right of use asset refers to the use of office space at 55 Carrington St, Nedlands. The contract with Cinch Funds Pty Ltd was executed on 14 December 2022 and per AASB16, a new lease asset and liability was recognised.

8. EXPLORATION AND EVALUATION ASSETS

	December-22 \$	June-22 \$
Opening balance / initial recognition at fair value	859,925	381,837
Additions	1,024,393	478,088
	1,884,318	859,925

The carrying amount of the exploration and evaluation asset at 31 December 2022 relates to exploration capitalised on the West Arunta project, Madura project and the Hidden Valley project.

At 31 December 2022 the Company assessed the carrying amount of the assets for impairment. No impairment triggers were present (30 June 2022: Nil).

9. TRADE AND OTHER PAYABLES

	December-22 \$	June-22 \$
Trade payables	90,523	52,643
Accrued expenses	20,200	28,302
Other payables	132,481	42,074
	243,203	123,019

10. FINANCE LEASE LIABILITY

	December-22 \$	June-22 \$
Obligations under a finance lease	71,792	-
	71,792	-

See note 7.

NOTES TO THE INTERIM FINANCIAL STATEMENTS

11. SHARE CAPITAL

	December 2022	
	Number	\$
Share capital		
Fully paid ordinary shares	49,800,000	14,630,620
Balance at 1 July 2022	44,800,000	5,176,724
Issue of fully paid ordinary shares at \$2.00	5,000,000	10,000,000
Share issue costs		(546,104)
Balance at 31 December 2022	49,800,000	14,630,620

All issued shares are fully paid.

The holders of ordinary shares are entitled to receive dividends as declared from time to time and are entitled to one vote per share at meetings of the Company. All shares rank equally with regards to the Company's residual assets.

	June 2022	
	Number	\$
Share capital		
Fully paid ordinary shares	44,800,000	5,176,724
Balance at 1 July 2021	17,500,000	443,999
Issue of fully paid ordinary shares at \$0.12	4,800,000	576,000
Issue of fully paid ordinary shares at \$0.20	22,500,000	4,500,000
Share issue costs		(343,275)
Balance at 30 June 2022	44,800,000	5,176,724

12. RESERVES

	Note	December-22	June-22
		\$	\$
Opening balance		55,483	-
Share based payments expense	13	1,016,841	55,483
		1,072,324	55,483

NOTES TO THE INTERIM FINANCIAL STATEMENTS

13. SHARE BASED PAYMENTS

Director and Employee Options

During the first six months of the year, the Company issued a total of 650,000 Share Options to a director as a reward and incentive as follows:

	Director Options
Assumptions:	
Grant date	07/11/2022
Underlying share price	\$1.76
Exercise price	\$0.30
Expiry date	1/11/2025
Risk free interest rate	3.37%
Dividend yield	Nil
Expected future volatility	85%
Life of options (years)	2.986
Indicative value per option	\$1.53
Number of options	650,000
Total value of options	\$994,500

The options were granted on 7 November 2022, following shareholder approval at the annual general meeting. There were no vesting conditions. They have been valued in accordance with *AASB 2 Share Based Payments* and brought to account accordingly. The shares have been fully expensed at grant date.

A value of \$1,016,841 has been expensed for the six-month period for all options held.

The Board determined that the Director Options issued to Paull Parker would not lapse, despite him ceasing to be a director on 1 July 2022, in recognition of Mr Parker's contribution to the Company.

The following table illustrates the number and weighted average exercise price (WAEP) of and movements in share options (Director and employee) during the period:

Grant Date	Expiry Date	Exercise Price	Balance at the start of the period	Granted	Exercised	Expired / Cancelled	Vested and exercisable	Balance at the end of the period
21/10/2022	1/11/2025	\$0.30	3,450,000	-	-	-	-	3,450,000
27/05/2022	1/11/2025	\$0.30	300,000	-	-	-	-	300,000
07/11/2022	1/11/2025	\$0.30	-	650,000	-	-	-	650,000
TOTAL			3,750,000	650,000	-	-	-	4,400,000

NOTES TO THE INTERIM FINANCIAL STATEMENTS

14. LOSS PER SHARE

(a) Reconciliation of loss

	2022 \$	2021 \$
Loss attributable to the owners of the Company used to calculate basic and diluted loss per share	1,483,179	185,469

(b) Weighted average number of ordinary shares used as the denominator

	2022 \$	2021 \$
Weighted average number of ordinary shares used as the denominator in calculating basic and diluted loss per share	45,696,739	19,886,885

15. CASH FLOWS FROM OPERATIONS

	December-22 \$	December-21 \$
Loss for the period	(1,483,179)	(185,469)
Adjustments for:		
Share based payments	1,016,841	8,487
Accrued interest income	(27,229)	-
Change in operating assets and liabilities		
Decrease / (increase) in other receivables	(48,685)	(25,457)
Increase /(decrease) in trade and other payables	50,771	(109,417)
Increase /(decrease) in provisions	11,141	12,881
	(480,341)	(298,975)

16. RELATED PARTY TRANSACTIONS

During the period, the Company entered into a new consultancy agreement with Tom Lyons for Geological services. An amount of \$23,750 was paid during the 6 months to 31 December 2022. The consultancy agreement was subsequently extinguished upon Mr Lyons appointment as an Executive Director effective 1 March 2023.

17. EVENTS SUBSEQUENT TO BALANCE DATE

On 13 February 2023, it was announced that Tom Lyons was appointed in the capacity of Executive Director effective from 1 March 2023.

There were no other subsequent events after the reporting date.

DIRECTORS' DECLARATION

In the opinion of the directors of WA1 Resources Ltd ('the Company'):

1. the financial statements and notes set out on pages 15 to 24 are in accordance with the Corporations Act 2001, including:
 - (a) complying with Accounting Standards and the Corporations Regulations 2001; and
 - (b) giving a true and fair view of the Company's financial position as at 31 December 2022 and of its performance for the half year ended on that date;
2. the financial statements and notes also comply with International Financial Reporting Standards as issued by the International Accounting Standards Board disclosed in note 2;
3. there are reasonable grounds to believe that the Company will be able to pay debts as and when they become due and payable; and

The directors have been given the declarations by the Managing Director and Company Secretary required by section 295A of the *Corporations Act 2001*.

Signed in accordance with a resolution of the directors.



Paul Savich
Managing Director
Perth
8 March 2023

INDEPENDENT AUDITOR'S REPORT



Tel: +61 8 6382 4600
Fax: +61 8 6382 4601
www.bdo.com.au

Level 9, Mia Yellagonga Tower 2
5 Spring Street
Perth, WA 6000
PO Box 700 West Perth WA 6872
Australia

INDEPENDENT AUDITOR'S REVIEW REPORT

To the members of WA1 Resources Ltd

Report on the Half-Year Financial Report

Conclusion

We have reviewed the half-year financial report of WA1 Resources Ltd (the Company), which comprises the statement of financial position as at 31 December 2022, the statement of profit or loss and other comprehensive income, statement of changes in equity and statement of cash flows for the half-year ended on that date, a summary of significant accounting policies and other explanatory information, and the directors' declaration.

Based on our review, which is not an audit, we have not become aware of any matter that makes us believe that the accompanying half-year financial report of the Company does not comply with the *Corporations Act 2001* including:

- (i) Giving a true and fair view of the Company's financial position as at 31 December 2022 and of its financial performance for the half-year ended on that date; and
- (ii) Complying with Accounting Standard AASB 134 *Interim Financial Reporting* and the *Corporations Regulations 2001*.

Basis for conclusion

We conducted our review in accordance with ASRE 2410 *Review of a Financial Report Performed by the Independent Auditor of the Entity*. Our responsibilities are further described in the *Auditor's Responsibilities for the Review of the Financial Report* section of our report. We are independent of the Company in accordance with the auditor independence requirements of the *Corporations Act 2001* and the ethical requirements of the Accounting Professional and Ethical Standards Board's APES 110 *Code of Ethics for Professional Accountants (including Independence Standards)* (the Code) that are relevant to the audit of the annual financial report in Australia. We have also fulfilled our other ethical responsibilities in accordance with the Code.

We confirm that the independence declaration required by the *Corporations Act 2001* which has been given to the directors of the Company, would be the same terms if given to the directors as at the time of this auditor's review report.

Responsibility of the directors for the financial report

The directors of the Company are responsible for the preparation of the half-year financial report that gives a true and fair view in accordance with Australian Accounting Standards and the *Corporations Act 2001* and for such internal control as the directors determine is necessary to enable the preparation of the half-year financial report that gives a true and fair view and is free from material misstatement, whether due to fraud or error.

For personal use only

INDEPENDENT AUDITOR'S REPORT



Auditor's responsibility for the review of the financial report

Our responsibility is to express a conclusion on the half-year financial report based on our review. ASRE 2410 requires us to conclude whether we have become aware of any matter that makes us believe that the half-year financial report is not in accordance with the *Corporations Act 2001* including giving a true and fair view of the Company's financial position as at 31 December 2022 and its performance for the half-year ended on that date, and complying with Accounting Standard AASB 134 *Interim Financial Reporting* and the *Corporations Regulations 2001*.

A review of a half-year financial report consists of making enquiries, primarily of persons responsible for financial and accounting matters, and applying analytical and other review procedures. A review is substantially less in scope than an audit conducted in accordance with Australian Auditing Standards and consequently does not enable us to obtain assurance that we would become aware of all significant matters that might be identified in an audit. Accordingly, we do not express an audit opinion.

BDO Audit (WA) Pty Ltd



Ashleigh Woodley

Director

Perth

8 March 2023

For personal use only