



Golden Rim Resources Ltd

ABN 39 006 710 774

Half Year Report

For the period ended 31 December 2022

Contents

Corporate Directory	2
Directors' Report	3
Auditor's Independence Declaration	15
Condensed Consolidated Statement of Profit or Loss and Other Comprehensive Income	16
Condensed Consolidated Statement of Financial Position	17
Condensed Consolidated Statement of Changes in Equity	18
Condensed Consolidated Statement of Cash Flows	19
Notes to the Condensed Consolidated Financial Statements	20
Directors' Declaration	25
Independent Auditor's Review Report	26

Corporate Directory

Directors

Brett Montgomery, Non-Executive Chairman
Kathryn Davies, Executive Director
Dr Douglas Jones, Non-Executive Director
Timothy Strong, Managing Director

Company Secretary

Mark Licciardo

Registered Office

Collins Square Tower Five, Level 23
727 Collins Street
MELBOURNE VIC 3008
AUSTRALIA

T: +61 3 8677 0829
E: info@goldenrim.com.au
W: goldenrim.com.au

Share Registry

Link Market Services Limited
Tower 4
727 Collins Street
Melbourne VIC 3008
AUSTRALIA

T: 1300 554 474
T: +61 1300 554 474 (outside of Australia)
F: 02 9287 0303

Auditors

HLB Mann Judd (WA Partnership)
Level 4, 130 Stirling St
PERTH WA 6000
AUSTRALIA

Stock Exchange Listing

The Company's shares are listed and quoted on the Australian Securities Exchange. The Company's Home Exchange is Melbourne, Victoria.

Australian Securities Exchange Limited Code: GMR

The Company's shares are also traded on the Berlin Open Market (Freiverkehr, A0LGRE) and Frankfurt Open Market (WKN:A0LGRE).

Directors' Report

The board of directors of Golden Rim Resources Ltd (**Golden Rim, Company**) presents its half year report together with the condensed consolidated financial statements of the Company and the entities it controlled (**Group**) for the half year ended 31 December 2022 (**Half Year, Half Year Report**).

Directors

The following persons held office as directors of the Company during or since the end of the Half Year until the date of this report. Directors were in office for the entire period unless stated otherwise.

Brett Montgomery (appointed 1 February 2023)
Timothy Strong (appointed 1 March 2023)
Kathryn Davies
Dr Douglas Jones (appointed 1 December 2022)
Adonis Pouroulis (resigned 31 January 2023)
Craig Mackay (resigned 28 February 2023)

Operating Results

During the Half Year, the Group incurred an operating loss after tax of \$4,473,769 (2021: \$1,207,907) which includes mineral exploration and evaluation expenditure of \$310,219 (2021: \$437,621).

Overview of Operations

The Company carried out strategic exploration work programs during the Half Year. The major focus throughout the period was on the Company's flagship Kada Gold Project in Guinea where Golden Rim owns 51% and is working towards its next interest of an additional 24%. No field work was conducted on the Kouri Gold Project in Burkina Faso due to security concerns in the region. The board has fully impaired the capitalised exploration and evaluation expenditure for the Kouri Gold Project. No field work was conducted on the Paguanta Copper and Silver-Lead-Zinc Project in Chile. The Company has engaged a geological consultant to review the data at Paguanta to enable the Company to develop a strategy to advance the project by work or divestment. At the Loreto Project in Chile, Teck Resources Chile Limitada (**Teck**) has been liaising with the surrounding community regarding access agreements prior to commencing work on the project.

Set out below is a summary of the work undertaken during the Half Year on each of the Company's projects.

Kada Gold Project, Guinea (Kada)

Kada is located in the central Siguiiri Basin, Guinea, and it lies 36km along strike from and to the south of the >10Moz Siguiiri Gold Mine operated by AngloGold Ashanti Ltd (Figure 1). Kada is an advanced project, having previously been explored by Newmont Corporation (**Newmont**).

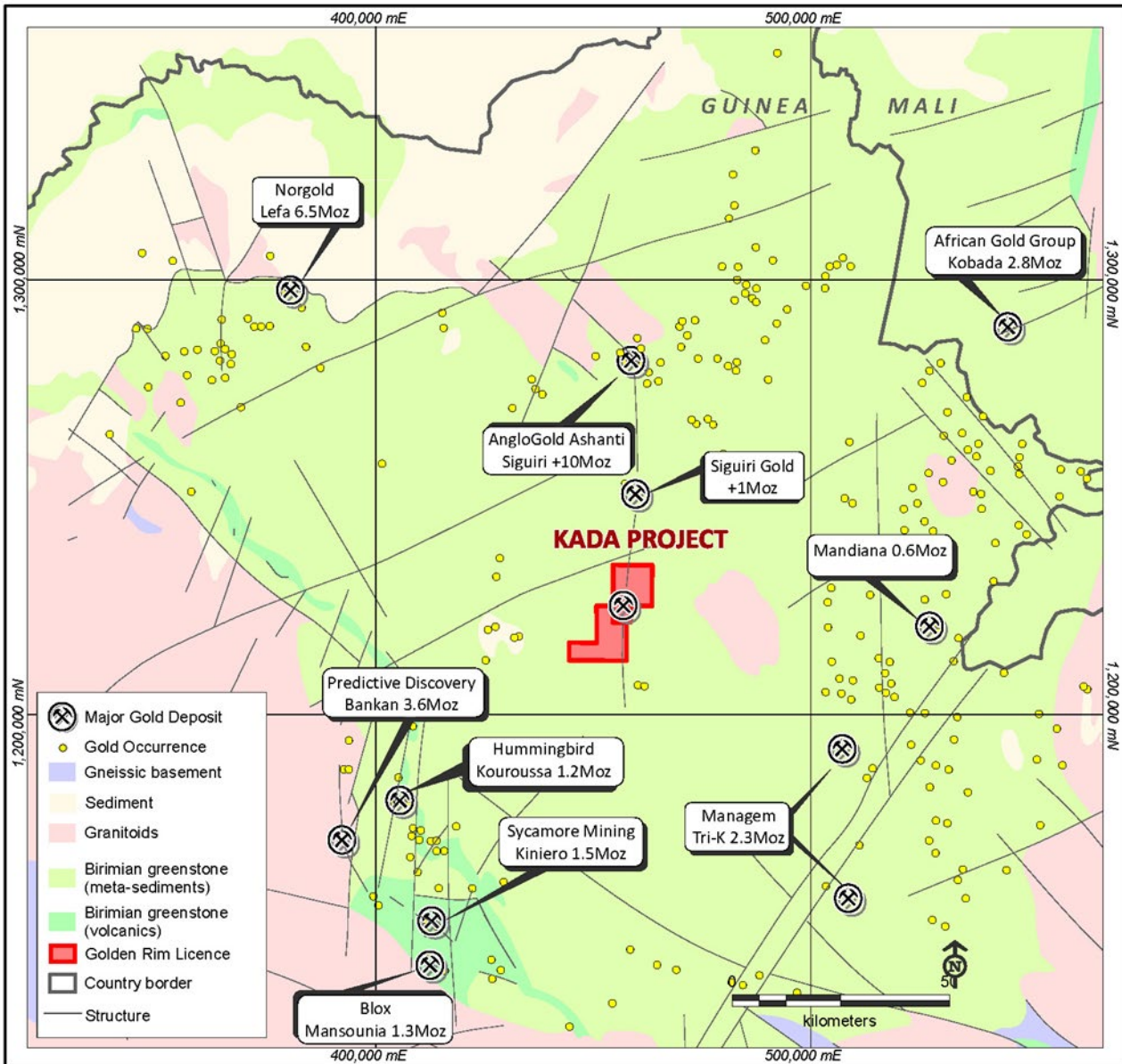


Figure 1. Location of Golden Rim's gold projects in the Siguiri Basin.

Golden Rim received assays for a small infill auger drilling program at the Bereko prospect in July 2022. The drilling was between initial 400m x 50m auger lines to better define mineralised bedrock anomalies, with 218 holes for 1,990m drilled. Drilling returned results up to 960ppb gold, confirming several parallel, north-south-trending, bedrock gold anomalies at Bereko with a cumulative strike length of more than 5.5km. These newly identified anomalies were targeted for follow-up reverse circulation (RC) drilling.

In October, Golden Rim received the results from geophysical surveys conducted at Kada. Golden Rim contracted SAGAX to complete ground magnetic (82km), gradient-array induced polarisation (IP) (75km) and pole-dipole IP (6.6km) surveys at Kada, focused on the Bereko and Massan prospects (Figures 1 & 2). The surveys were designed to enhance Golden Rim's understanding of the structural controls and distribution of the gold mineralisation.

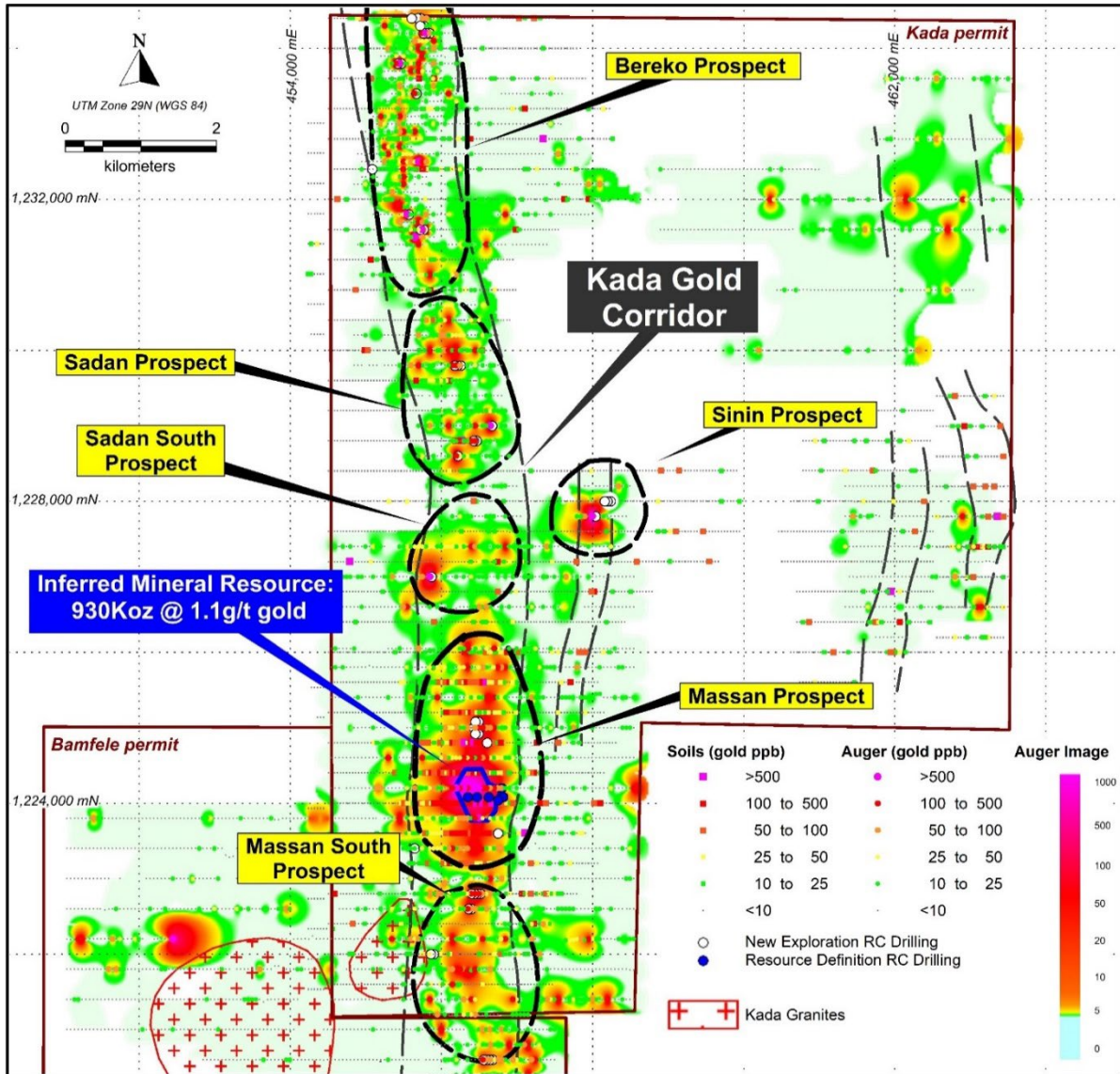


Figure 2. Kada Project showing Geophysical survey areas along Gold Corridor.

The surveys identified multiple new drill targets for gold mineralisation outside Golden Rim’s **930,000oz¹ gold** maiden Inferred Mineral Resource Estimate (MRE) area at Massan, which are being targeted in upcoming RC drilling.

Golden Rim commenced a 10,000m RC drilling program in December 2022. Drilling is focused on extending the Massan prospect to the north and following up the maiden drilling at the Berekto prospect, as well as testing numerous targets identified through IP and pole-dipole surveys.

RC drilling has continued to intercept near-surface oxide gold mineralisation at Berekto and Massan, including:

- BKRC003: **12m @ 1.0g/t gold** from 54m, including **5m @ 1.9g/t gold** from 60m

¹ ASX Announcement: Kada Maiden Mineral Resource 930,000oz Gold dated 3 March 2022. The Inferred Mineral Resource is 25.5Mt at 1.1g/t gold.

- BKRC007: **18m @ 2.6g/t gold** from 48m, including **6m @ 6.1g/t gold** from 55m
- BKRC008: **16m @ 1.0g/t gold** from 13m
- BKRC009: **16m @ 1.0g/t gold** from 23m
- BKRC010: **25m @ 1.3g/t gold** from 72m
- BKRC011: **14m @ 1.8g/t gold** from 32m, including **5m @ 3.0g/t gold** from 41m
- MSRC014: **31m @ 0.5g/t gold** from 8m
- MSRC016: **10m @ 1.5g/t gold** from 0m, **1m @ 9.0g/t gold** from 12m, **10m @ 1.5g/t gold** from 22m
- MSRC023: **57m @ 1.0g/t gold** from 0m.

Drilling to early February 2023 was for a total of 72 holes (8,185m). Results have been received for 18 holes at Massan (2,523m) and 21 holes at Bereko (2,200m), with results for 26 holes (2,662m) at Bereko and 7 holes (970m) at Massan still outstanding. Remaining metres in this drill program are expected to be concluded shortly.

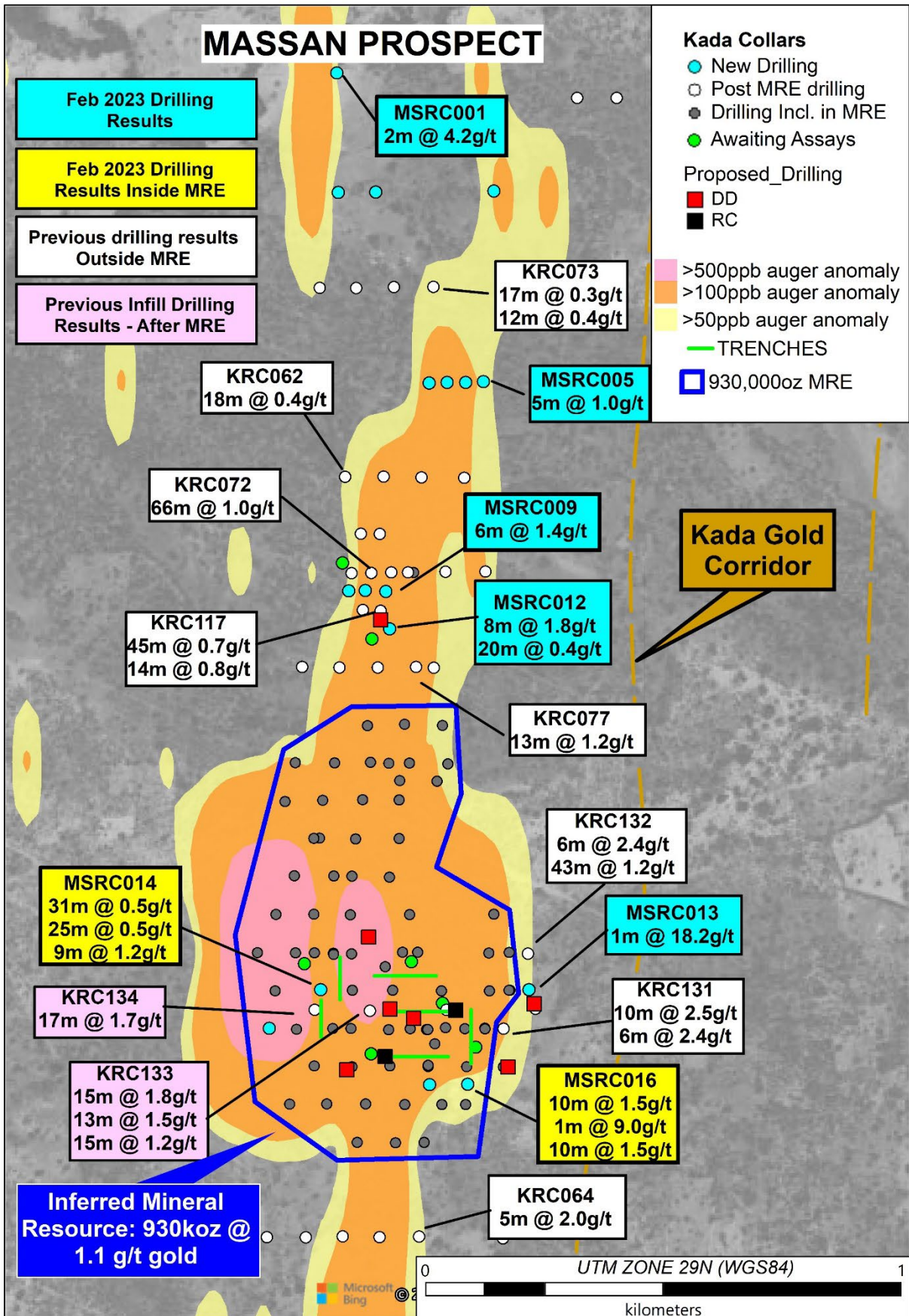


Figure 2: Massan Prospect showing new drilling in blue, with the best results received since the release of the MRE displayed.

A trenching program was conducted during January/February 2023, with 5 trenches across the Massan Prospect allowing geologists to further understanding of the nature and orientation of mineralisation in the Massan area. Trenching has intercepted numerous steeply east-dipping zones of mineralisation, as well as narrow sub-vertical ENE-WSW secondary mineralisation. This data is being reviewed and assays are expected to follow shortly.




Figure 5: A) East-North-East trending mineralisation, B) North-South trending mineralisation within trench #2.

A 3,500m diamond drilling (DD) program commenced in late February. At Bereko, diamond drilling will focus on confirming the width, grade and extensions of the highly significant gold mineralisation discovered in the initial RC drilling program and providing structural information needed for resource estimation. Diamond drilling at Massan will test numerous zones of open mineralisation at depth (including below **29m @ 8.5 g/t gold** in previous hole, KRC025²), as well as providing further certainty to progress the mineral resource towards a higher confidence classification.

The Company is planning an aircore (AC) program to test newly identified mineralisation in both the Kada and the Bamfele license areas to commence shortly after RC results have been analysed.

Kouri Gold Project, Burkina Faso (Kouri)

Kouri lies on a major mineralised fault zone that extends to the northeast into western Niger, where the 2.5Moz Samira Hill gold deposit is located. To the southwest of Kouri, the fault zone is connected to the Markoye Fault system which controls several large gold deposits in Burkina Faso, including Kiaka (5.9Moz gold, B2Gold), Bombore (5.2Moz gold, Orezone) and Essakane (6.2Moz gold, IAMGOLD).

² ASX Announcement: ; Kada Delivers Exceptional Shallow Oxide Gold Intersection - 96m at 3.3ppm Gold dated 20 December 2021

The Company has discovered and has outlined an Indicated and Inferred Mineral Resource of 50Mt at 1.3g/t gold for 2Moz³ at Kouri using a cut-off grade of 0.5g/t gold.

With the Company's focus on its earn-in at the Kada Gold Project in Guinea, no field work was completed at Kouri during the Half Year.

In June 2022, Golden Rim executed a binding agreement to sell 100% of its Kouri and Babonga gold projects in Burkina Faso for total consideration of US\$15.5 million (~A\$22.3M) to private Burkinabé mining company BAOR SARL (**BAOR**). The transaction was not subject to shareholder approval. Under the agreement, BAOR was to pay Golden Rim via four staged cash payments over 12 months, with the first payment of US\$600,000 due within 15 business days and the second payment of US\$5.4 million due within 30 days, with two more payments to follow. In August 2022, BAOR advised that its financiers had withdrawn from the sale and that it was unable to fulfil its obligations. The Company formally terminated the Share Sale Agreement and continues to seek opportunities for this project, which it regards as non-core.

A coup d'état occurred in Burkina Faso in September 2022, following an earlier coup d'état in January 2022. The ongoing political situation continues to be monitored and the board has fully impaired the capitalised acquisition costs.

Paguanta Copper and Silver-Lead-Zinc Project, Chile (Paguanta)

Paguanta lies in the Tarapacá Region of northern Chile, approximately 120km northeast of Iquique and 30km west of the Chile-Bolivia border. The project area hosts both epithermal silver-lead-zinc-gold mineralisation and porphyry copper mineralisation.

Paguanta is situated approximately 40km north-east of the Cerro Colorado Mine, which is exploiting a large porphyry copper deposit with a Mineral Resource of 400Mt @ 0.62% copper for 5.5Bib of copper and annual copper cathode production of approximately 175Mib.

With a cut-off grade of 6% zinc equivalent (Zn Eq), the Measured, Indicated and Inferred Mineral Resource at the Patricia Prospect is **2.4Mt at 5.0% zinc, 1.4% lead, 88g/t silver and 0.3g/t gold** (or 2.4Mt at 8.0% Zn Eq) for 190,000t of contained Zn Eq metal⁴. Almost 50% of the Mineral Resources is in the Measured and Indicated categories. The Mineral Resource for the Patricia Prospect at Paguanta remains open at depth and along strike.

During the Half Year no field work was completed at Paguanta. The Company has engaged a geological consultant to review the data at Paguanta to enable the Company to develop a strategy to advance the project through work or divestment.

Loreto Copper Project, Chile (Loreto)

Loreto is located adjacent (West) to the Company's Paguanta Project in the Tarapacá Region of northern Chile. The Company signed an option with Teck whereby Teck will spend up to US\$17million on exploration to earn up to 75% in the property.

³ ASX announcement: Kouri Mineral Resource Increases by 43% Increase to 2 Million ounces Gold dated 26 October 2020 (Total Mineral Resource includes: Indicated Mineral Resource of 7Mt at 1.4g/t gold and Inferred Mineral Resource of 43Mt at 1.2g/t gold).

⁴ ASX announcement: New Resource Estimation for Paguanta dated 30 May 2017 (Total Mineral Resource includes: Measured Mineral Resource of 0.41Mt at 5.5% zinc, 1.8% lead, 88g/t silver, 0.3g/t gold; Indicated Mineral Resource of 0.61Mt at 5.1% zinc, 1.8% lead, 120g/t silver, 0.3g/t gold; Inferred Mineral Resource of 1.3Mt at 4.8% zinc, 1.1% lead, 75g/t silver, 0.3g/t gold).

In the Half Year Teck completed 15 days of geological mapping on the main porphyry target on the licence area.

Babonga Gold Project, Burkina Faso (Babonga)

Babonga is located 70km north-east of Golden Rim's primary project in Burkina Faso, Kouri. Babonga has a highly coherent gold-in-soil anomaly approximately 2.1km long and 300m wide, located in the southern part of the licence. This anomaly is coincident with a major regional fault that is connected to the major fault zone that hosts gold mineralisation at Kouri.

Aircore drilling has discovered widespread bedrock gold mineralisation, including a coherent zone of bedrock gold mineralisation (comprised of a series of stacked gold mineralised veins) over an area of 1km x 200m.

During the Half Year, no field work was completed at Babonga.

Business Development

The Company has previously advised that it regularly investigates new business development opportunities. It continues to review and investigate various new business opportunities across the African continent including advanced gold project opportunities. All potential opportunity processes the Company is engaged in remain incomplete, and are subject to full technical, legal and economic due diligence. Whilst some processes are more advanced than others, there is no guarantee that the Company will be able to successfully conclude a transaction. The Company cautions investors that there is no certainty that any transaction will proceed.

Corporate

The Company announced the appointment of Mr Timothy Strong as Chief Executive Officer from 1 November 2022 with Mr Craig Mackay stepping down as Managing Director at that time. Mr Adonis Pouroulis also advised of his intention to resign as Chairman and Director, and subsequent to year end, Mr Brett Montgomery was appointed to the Board as Chairman. In addition, Dr Doug Jones was appointed as a Non-Executive Director effective 1 December 2022. In February 2023 it was announced that Mr Mackay had resigned as a Director and Mr Strong had been appointed as Managing Director.

In early December 2022, the Company announced an \$8.3 million capital raising comprising:

- A private placement for \$2.44 million, before costs. The placement included participation by a Director for \$90,000 and for which shareholder approval was received in February 2023; and
- A 1 for 2 non-renounceable pro-rata entitlement offer to eligible holders to raise approx. \$5.89 million, before costs.

All shares were issued at a price of \$0.03 per share with a total 277,674,972 shares issued. The capital raising was joint lead managed by Argonaut Securities and Canaccord Genuity. The entitlement offer closed in January 2023 with the shortfall placed in full shortly thereafter. Funds raised are being utilised towards exploration drilling and work programs at the Kada Gold Project, and for working capital.

Permit Schedule

The following table sets out the permits in which the Company had an interest, as at the end of the Half Year.

Permit name	Project name	Golden Rim Holding (%)	Changes for the Half Year to permits and/or interest
Guinea			
Kada	Kada	51	
Bamfele	Kada	51 effective. 100% legal ownership, held on behalf of Kada joint venture.	
Burkina Faso			
Babonga	Babonga	100	
Kouri	Kouri	100	
Margou	Kouri	100	
Gouéli	Kouri	100	
Chile			
José Miguel 1 1-30 Exploitation	Paguanta	74	
José Miguel 2 1-30 Exploitation	Paguanta	74	
José Miguel 3 1-20 Exploitation	Paguanta	74	
José Miguel 4 1-30 Exploitation	Paguanta	74	
José Miguel 5 1-30 Exploitation	Paguanta	74	
José Miguel 6 1-30 Exploitation	Paguanta	74	
José Miguel 7 1-30 Exploitation	Paguanta	74	
José Miguel 8 1-10 Exploitation	Paguanta	74	
Carlos Felipe 1 1-30 Exploitation	Paguanta	74	
Carlos Felipe 2 1-30 Exploitation	Paguanta	74	
Carlos Felipe 3 1-30 Exploitation	Paguanta	74	
Carlos Felipe 4 1-30 Exploitation	Paguanta	74	
Carlos Felipe 5 1-30 Exploitation	Paguanta	74	
Carlos Felipe 6 1-30 Exploitation	Paguanta	74	
Teki I 1 1-20 Exploitation	Loreto	100 % ownership, joint ventured with Teck.	
Teki I 2 1-40 Exploitation	Loreto		
Teki I 3 1-60 Exploitation	Loreto		
Teki I 4 1-60 Exploitation	Loreto		
Teki I 5 1-60 Exploitation	Loreto		
Teki I 6 1-60 Exploitation	Loreto		
Teki I 7 1-20 Exploitation	Loreto		

Competent Persons Statement

The information in this report relating to previous exploration results and Mineral Resources are extracted from the announcements: GMR hits 57m @ 1.0g/t Gold in Oxide at Kada dated 20 February 2023; Golden Rim intercepts further oxide gold zones at Kada's Bereko prospect dated 6 February 2023; Golden Rim geophysical surveying identifies additional gold targets at Kada dated 18 October 2022; Golden Rim identifies additional oxide gold target areas at Bereko dated 14 July 2022; Golden Rim Hits 43m at 1.2gt Gold Outside Kada Mineral Resource dated 21 June 2022; Golden Rim hits shallow high-grade oxide gold at Bereko dated 19 May 2022; Golden Rim's Drilling Outside Kada Mineral Resource Area Delivers More Oxide Gold dated 11 May 2022; Outstanding Gold Recoveries from Kada Metallurgical Testwork dated 9 March 2022; Kada Maiden

Mineral Resource 930Koz Gold dated 3 March 2022; Golden Rim Discovers More Oxide Gold in Exploration Drilling at Kada dated 1 March 2022; Golden Rim hits 171.5g/t gold in sampling at Kada with multiple new targets identified dated 22 February 2022; Golden Rim Discovers Exciting New Zone of Oxide Gold at Kada – 66m at 1.0g/t Gold dated 17 February 2022; Golden Rim hits more oxide gold at Kada – 61m at 1.2g/t gold from surface dated 28 January 2022; Golden Rim Continues to Identify Additional Gold Mineralisation at Kada dated 20 January 2022; Kada Delivers Exceptional Shallow Oxide Gold Intersection - 96m at 3.3ppm Gold dated 20 December 2021; Kada Delivers its Widest Oxide Gold Intersection to Date – 62m at 1.3g/t Gold dated 14 December 2021; Golden Rim Delivers More Broad Zones of Oxide Gold at Kada dated 19 August 2021; Golden Rim Intersects 32m at 1.4g/t Gold in Oxide at Kada dated 5 August 2021; Golden Rim Expands Kada Bedrock Gold Corridor to 15km dated 30 July 2021; Golden Rim's Oxide Gold Blanket at Kada Expands to 700m Width dated 26 July 2021; Golden Rim hits 46m at 1.3g/t gold in oxide at Kada dated 19 July 2021; Golden Rim Continues to Outline Broad Oxide Gold Area at Kada dated 13 July 2021; Golden Rim Confirms Broad Zones of Oxide Gold in Resource Drillout at Kada dated 29 June 2021; Golden Rim Accelerates Maiden Mineral Resource Drillout at Kada Gold Project dated 31 May 2021; Major Bedrock Gold Corridor Extends to 4.7km at Kada dated 20 May 2021; Major 3.5km Bedrock Gold Corridor Confirmed at Kada dated 19 April 2021; Golden Rim commences Diamond Drilling at Kada Gold Project dated 13 April 2021; Golden Rim Ramps Up Drilling on West African Gold Projects dated 23 March 2021; Golden Rim Commences Major Exploration Program at Kada dated 25 February 2021; Broad zones of deep oxide gold mineralisation confirmed at Kada dated 16 November 2020. These reports are available on the Company's website (www.goldenrim.com.au). The Company confirms that it is not aware of any new information or data that materially affects the information included in these announcements and, in the case of the Mineral Resource estimate, that all material assumptions and technical parameters underpinning estimate continue to apply and have not materially changed.

The information in this report that relates to exploration results is based on information compiled by Tim Strong, a Competent Person, who is a Professional Member of the Institute of Materials, Minerals and Mining. Mr Strong is a full-time employee of the Company and has sufficient experience that is relevant to the style of mineralisation and type of deposit under consideration and to the activity being undertaken to qualify as a Competent Person as defined in the 2012 Edition of the 'Australasian Code for Reporting of Exploration Results, Mineral Resources and Ore Reserves'. Mr Strong consents to the inclusion in the report of the matters based on his information in the form and context in which it appears.

Forward Looking Statements

Certain statements in this document are or maybe "forward-looking statements" and represent Golden Rim's intentions, projections, expectations or beliefs concerning among other things, future exploration activities. The projections, estimates and beliefs contained in such forward looking statements necessarily involve known and unknown risks, uncertainties and other factors, many of which are beyond the control of Golden Rim, and which may cause Golden Rim's actual performance in future periods to differ materially from any express or implied estimates or projections. Nothing in this document is a promise or representation as to the future. Statements or assumptions in this document as to future matters may prove to be incorrect and differences may be material. Golden Rim does not make any representation or warranty as to the accuracy of such statements or assumptions.

Events Subsequent to period end

Since the end of the Half Year, no significant event has occurred, except as stated below and elsewhere in this Half Year Report.

- Completion of an entitlement offer to eligible holders and placement of the offer shortfall which resulted in the Company raising \$5,885,899 before costs, at an issue price of \$0.03 per share, to fund exploration and work programs at the Kada Gold Project and for working capital. A total 196,196,624 new ordinary shares were issued.
- The issue of 3,000,000 new ordinary shares to a nominee and related party of Dr Doug Jones, a Non-Executive Director of the Company at an issue price of \$0.03 per share following shareholder approval received on 15 February 2023. Dr Jones' subscription was pursuant to a share placement conducted in December 2022 and raised \$90,000, before costs.
- The issue of 15,000,000 options to Argonaut Securities and Canaccord Genuity for a corporate advisory mandate following shareholder approval received on 15 February 2023. The options were issued at subscription price of \$0.00001 per option and are subject to vesting conditions. The options expire on 24 February 2025 and have an exercise price of \$0.045 per option.
- The issue of 10,000,000 options to Kangari Consulting LLC, a nominee and related party of Managing Director, Tim Strong. The options were issued pursuant to the Company's option

incentive plan and are subject to vesting conditions and various tenure and performance-related milestones as follows:

- ❖ 5,000,000 options with a nil exercise price:
 - 1,250,000 expiring 24 February 2025
 - 1,250,000 expiring 24 February 2026
 - 2,500,000 expiring 24 February 2027
- ❖ 5,000,000 options exercisable at 7 cents per option and expiring 24 February 2027.
- Board and management changes included:
 - ❖ the appointment of Mr Brett Montgomery as Non-Executive Chairman following the resignation of Mr Adonis Pouroulis,
 - ❖ the appointment of Mr Tim Strong as Managing Director from his role as Chief Executive Officer, and
 - ❖ the resignation of Mr Craig Mackay as a Director.

Auditor's Independence Declaration

The auditor's independence declaration under section 307C of the *Corporations Act 2001* is set out on page 15 of this Half Year Report.

This Half Year Report is signed in accordance with a resolution of the Directors, made pursuant to section 306(3) of the *Corporations Act 2001*.

On behalf of the Directors



Brett Montgomery
10 March 2023

AUDITOR'S INDEPENDENCE DECLARATION

As lead auditor for the review of the consolidated financial report of Golden Rim Resources Ltd for the half-year ended 31 December 2022, I declare that to the best of my knowledge and belief, there have been no contraventions of:

- a) the auditor independence requirements of the *Corporations Act 2001* in relation to the review; and
- b) any applicable code of professional conduct in relation to the review.



**Perth, Western Australia
10 March 2023**

**B G McVeigh
Partner**

hlb.com.au

HLB Mann Judd (WA Partnership) ABN 22 193 232 714

Level 4, 130 Stirling Street, Perth WA 6000 / PO Box 8124 Perth BC WA 6849

T: +61 (0)8 9227 7500 **E:** mailbox@hlbwa.com.au

Liability limited by a scheme approved under Professional Standards Legislation.

HLB Mann Judd (WA Partnership) is a member of HLB International, the global advisory and accounting network.

For personal use only

Condensed Consolidated Statement of Profit or Loss and Other Comprehensive Income for the Half Year ended 31 December 2022

	Note	31 December 2022 \$	31 December 2021 \$
Interest income		3,842	104
Other gains		4,166	5,602
Administration expenses		(848,077)	(742,703)
Depreciation expense		(42,963)	(33,289)
Impairment losses	6	(3,280,518)	-
Exploration and evaluation expenditure	6	(310,219)	(437,621)
Loss before income tax		(4,473,769)	(1,207,907)
Income tax expense		-	-
Loss for the period		(4,473,769)	(1,207,907)
Other comprehensive income			
Items that may be reclassified subsequently to profit or loss			
Exchange differences on translating foreign operations		1,660,948	(158,091)
Other comprehensive income for the period (net of tax)		1,660,948	(158,091)
Total comprehensive loss for the period		(2,812,821)	(1,365,998)
Loss attributable to:			
Owners of the company		(4,429,023)	(1,179,141)
Non-controlling interests		(44,746)	(28,766)
		(4,473,769)	(1,207,907)
Total comprehensive loss attributable to:			
Owners of the company		(3,151,632)	(1,320,004)
Non-controlling interests		338,811	(45,994)
		(2,812,821)	(1,365,998)
Loss per share			
Basic (cents per share)		(1.84)	(0.52)
Diluted (cents per share)		(1.84)	(0.52)

The accompanying notes form part of these financial statements.

Condensed Consolidated Statement of Financial Position as at 31 December 2022

	Note	31 December 2022 \$	30 June 2022 \$
Current Assets			
Cash and cash equivalents		2,231,002	2,607,909
Trade and other receivables		40,978	38,091
Other assets		228,287	22,233
Total Current Assets		2,500,267	2,668,233
Non-Current Assets			
Other financial assets		838	810
Plant and equipment		238,246	227,905
Exploration and evaluation expenditure	6	18,048,336	18,199,372
Total Non-Current Assets		18,287,420	18,428,087
Total Assets		20,787,687	21,096,320
Current Liabilities			
Trade and other payables		834,121	464,295
Provisions		165,170	151,422
Total Current Liabilities		999,291	615,717
Non-Current Liabilities			
Provisions		89,131	80,856
Total Non-Current Liabilities		89,131	80,856
Total Liabilities		1,088,422	696,573
Net Assets		19,699,265	20,399,747
Equity			
Share capital	4	107,032,971	104,920,632
Reserves		1,581,354	1,887,100
Accumulated losses		(87,291,298)	(84,445,412)
Equity attributable to owners of the Company		21,323,027	22,362,320
Non-Controlling Interests		(1,623,762)	(1,962,573)
Total Equity		19,699,265	20,399,747

The accompanying notes form part of these financial statements.

Condensed Consolidated Statement of Changes in Equity for the Half Year ended 31 December 2022

	Share Capital	Option Reserve	Foreign Currency Reserve	Accumulated Losses	Non-Controlling Interest	Total Equity
	\$	\$	\$	\$	\$	\$
Balance at 1 July 2021	94,294,548	2,352,517	(27,308)	(82,798,625)	(1,864,138)	11,956,994
Loss for the period	-	-	-	(1,179,141)	(28,766)	(1,207,907)
Other comprehensive income for the period	-	-	(140,863)	-	(17,228)	(158,091)
Total comprehensive loss for the period	-	-	(140,863)	(1,179,141)	(45,994)	(1,365,998)
Transactions with owners recorded directly in equity						
Issue of shares and options	4,739,022	1,512,489	-	-	-	6,251,511
Share issue costs	(398,884)	-	-	-	-	(398,884)
Fair value of expired/exercised options	-	(102,120)	-	102,120	-	-
Balance at 31 December 2021	98,634,686	3,762,886	(168,171)	(83,875,646)	(1,910,132)	16,443,623
Balance at 1 July 2022	104,920,632	1,911,365	(24,265)	(84,445,412)	(1,962,573)	20,399,747
Loss for the period	-	-	-	(4,429,023)	(44,746)	(4,473,769)
Other comprehensive income for the period	-	-	1,277,391	-	383,557	1,660,948
Total comprehensive loss for the period	-	-	1,277,391	(4,429,023)	338,811	(2,812,821)
Transactions with owners recorded directly in equity						
Issue of shares and options	2,354,350	-	-	-	-	2,354,350
Share issue costs	(242,011)	-	-	-	-	(242,011)
Fair value of expired/exercised options	-	(1,583,137)	-	1,583,137	-	-
Balance at 31 December 2022	107,032,971	328,228	1,253,126	(87,291,298)	(1,623,762)	19,699,265

The accompanying notes form part of these financial statements.

Condensed Consolidated Statement of Cash Flows for the Half Year ended 31 December 2022

	31 December 2022 \$	31 December 2021 \$
Cash flows from operating activities		
Payments to suppliers and employees	(813,827)	(782,068)
Mineral exploration expenditure	(372,123)	(669,062)
Interest received	3,842	104
Net cash used in operating activities	<u>(1,182,108)</u>	<u>(1,451,026)</u>
Cash flows from investing activities		
Payments for acquisition of exploration assets	(1,342,539)	(2,484,680)
Purchase of plant and equipment	(49,757)	(67,078)
Proceeds from sale of plant and equipment	587	-
Net cash used in investing activities	<u>(1,391,709)</u>	<u>(2,551,758)</u>
Cash flows from financing activities		
Proceeds from issue of shares and options	2,354,350	6,000,000
Share issue costs	(156,946)	(398,884)
Net cash provided by financing activities	<u>2,197,404</u>	<u>5,601,116</u>
Net (decrease)/ increase in cash and cash equivalents held	(376,413)	1,598,332
Cash and cash equivalents at the beginning of the period	2,607,909	1,640,646
Translation differences on cash held in foreign currencies	(494)	2,782
Cash and cash equivalents at the end of the period	<u>2,231,002</u>	<u>3,241,760</u>

The accompanying notes form part of these financial statements.

Notes to the Condensed Consolidated Financial Statements for the Half Year ended 31 December 2022

1. Summary of significant accounting policies

The principal accounting policies adopted in the preparation of the financial report are set out below. These policies have been consistently applied to all the financial periods presented unless otherwise stated.

Statement of compliance

This Half Year Report is a general purpose financial report prepared in accordance with the Corporations Act 2001 and AASB 134 "Interim Financial Reporting". Compliance with AASB 134 ensures compliance with International Financial Reporting Standard IAS 34 "Interim Financial Reporting". This Half Year Report does not include notes of the type normally included in an annual financial report and should be read in conjunction with the most recent annual financial report.

Basis of preparation

The condensed consolidated financial statements have been prepared on the basis of historical cost, except for the revaluation of investments. Cost is based on the fair values of the consideration given in exchange for assets. All amounts are presented in Australian dollars, unless otherwise noted.

The accounting policies and methods of computation adopted in the preparation of the half year financial report are consistent with those adopted and disclosed in the Company's annual financial report for the financial year ended 30 June 2022, except for the impact of the new Standards and Interpretations described below. These accounting policies are consistent with Australian Accounting Standards and with International Financial Reporting Standards.

The Board of Directors authorised these half-year financial statements for issue on 10 March 2023.

Adoption of new and revised Australian Accounting Standards

The Group has adopted all the new and revised Standards and Interpretations issued by the Australian Accounting Standards Board (the AASB) that are relevant to their operations and effective for the current half-year.

The adoption of these standards has not had a material impact on the disclosures and/or amounts reported in these financial statements.

Standards and interpretations in issue but not yet effective

The Group has reviewed new and revised standards and interpretations that are in issue but are not mandatory for the current reporting period, and it was determined there will be no material change required to the Group's accounting policies.

2. Going Concern

The condensed consolidated financial statements have been prepared on the going concern basis which contemplates continuity of normal business activities and the realisation of assets and discharge of liabilities in the normal course of business.

During the half year, the Group incurred a net loss after tax of \$4,473,770 (2021: \$1,207,907) and experienced net cash outflows from operating and investing activities of \$2,573,817 (2021: \$4,002,784). At 31 December 2022, the Group had net assets of \$19,699,265 (30 June 2022: \$20,399,747) and net current assets of \$1,501,814 (30 June 2022: \$2,808,730). As at 31 December 2022, the Group had a cash balance of \$2,231,002 (30 June 2022: \$2,607,909).

As indicated in Note 7, subsequent to year end Golden Rim has raised an additional \$5,885,899 through an entitlement issue and Director participation in a placement.

The Directors have prepared a cash flow forecast for the period ending 31 March 2024, which indicates that additional funding will be required to meet the expected cash outflows in relation to its ongoing exploration and evaluation activities. The ability of the Group to continue to develop its projects and therefore continue as a going concern is dependent on securing additional sources of funding via capital raisings, divestment of assets or other type of corporate transaction, by March 2024.

The Directors have reviewed the Group's overall position and outlook in respect of the matters identified above, including the ability of the Group to secure additional funding, and are of the opinion that there are reasonable grounds to believe that the operational and financial plans in place are achievable and accordingly the Group will be able to continue as a going concern and meet its obligations as and when they fall due.

Should the Directors not be successful in achieving the matters set out above, there is a material uncertainty which may cast significant doubt on whether the Group will be able to continue as a going concern and, therefore, whether it will be able to realise its assets and extinguish its liabilities in the normal course of business.

These condensed consolidated financial statements do not include adjustments relating to the recoverability and classification of recorded asset amounts or to the amounts and classification of liabilities that might be necessary should the Group not continue as a going concern.

3. Segment information

AASB 8 requires operating segments to be identified on the basis of internal reports about components of the Group that are regularly reviewed by the chief operating decision maker in order to allocate resources to the segment and to assess its performance.

The Group operates in one business, namely exploration for mineral resources in various geographical regions. The financial results from this business are presented to the Board on a geographical basis.

Information on a geographical segment basis is presented below:

	Australia \$	South America \$	Africa \$	Group \$
Half year 2022				
Segment revenue	3,842	-	-	3,842
Segment result	(839,414)	(200,944)	(3,433,411)	(4,473,769)
Exploration costs expensed	-	200,944	109,275	310,219
Depreciation expense	3,166	-	39,797	42,963
As at 31 December 2022				
Segment assets	2,125,645	2,455,258	16,206,784	20,787,687
Segment liabilities	463,920	69,877	554,625	1,088,422
Half year 2021				
Segment revenue	104	-	-	104
Segment result	(763,991)	(146,148)	(297,768)	(1,207,907)
Exploration costs expensed	-	169,534	268,087	437,621
Depreciation expense	3,608	-	29,681	33,289
As at 30 June 2022				
Segment assets	2,561,335	2,370,081	16,164,904	21,096,320
Segment liabilities	364,107	54,142	278,324	696,573

Movements in the number of options and the Option Reserve during the period were as follows:

B.

Issue / Expiry Date	Description	Number of Options	Fair value cents	\$
30/06/2022	Balance	19,210,268		1,911,365
	Options expired during the period ended 31/12/2022			
18/08/2022	Class ULOPT12	(8,831,569)	15.15	(1,337,978)
20/08/2022	Class AA	(1,102,779)	12.60	(138,950)
30/11/2022	Class AB	(1,646,669)	6.45	(106,210)
31/12/2022	Balance	<u>926,177</u>		<u>328,228</u>

The option reserve relates to the fair value of options granted by the Company. The fair values of options are transferred to share capital on exercise, or to accumulated losses on expiry of the options.

5. Fair value measurement of financial instruments

The carrying amounts of financial assets and financial liabilities of the Group approximate their fair values.

6. Exploration and Evaluation Expenditure

	31 December 2022	30 June 2022
	\$	\$
At beginning of period	18,199,372	11,518,728
Acquisition of exploration projects	1,648,934	6,859,414
Impairment of exploration projects	(3,280,518)	-
Exchange gain/(loss)	1,480,548	(178,770)
	<u>18,048,336</u>	<u>18,199,372</u>

Exploration and evaluation assets are initially measured at cost and include the acquisition of permits / licenses, and the Group's share in joint projects, that provide the right to explore for minerals. All other exploration and evaluation expenditure including studies, exploratory drilling, trenching and sampling and associated activities is expensed as incurred.

The Group assesses impairment of all assets at each reporting date by evaluating conditions specific to the Group and to the particular asset that may lead to impairment. These include prospectivity of an area of interest and economic and political environments. If an impairment trigger exists, the recoverable amount of the asset is determined.

Following assessment of each of the projects and their respective carrying values, the Board decided to impair the Burkina Faso exploration assets noting that should conditions improve, an impairment can be reversed.

7. Events subsequent to reporting date

Since the end of the Half Year, no significant event has occurred, except as stated below and elsewhere in this Half Year Report.

- Completion of an entitlement offer to eligible holders and placement of the offer shortfall which resulted in the Company raising \$5,885,899 before costs, at an issue price of \$0.03 per share, to fund exploration and work programs at the Kada Gold Project and for working capital. A total 196,196,624 new ordinary shares were issued.

- The issue of 3,000,000 new ordinary shares to a nominee and related party of Dr Doug Jones, a Non-Executive Director of the Company at an issue price of \$0.03 per share following shareholder approval received on 15 February 2023. Dr Jones' subscription was pursuant to a share placement conducted in December 2022 and raised \$90,000, before costs.
- The issue of 15,000,000 options to Argonaut Securities and Canaccord Genuity for a corporate advisory mandate following shareholder approval received on 15 February 2023. The options were issued at subscription price of \$0.00001 per option and are subject to vesting conditions. The options expire on 24 February 2025 and have an exercise price of \$0.045 per option.
- The issue of 10,000,000 options to Kangari Consulting LLC, a nominee and related party of Managing Director, Tim Strong. The options were issued pursuant to the Company's option incentive plan and are subject to vesting conditions and various tenure and performance-related milestones as follows:
 - ❖ 5,000,000 options with a nil exercise price:
 - 1,250,000 expiring 24 February 2025
 - 1,250,000 expiring 24 February 2026
 - 2,500,000 expiring 24 February 2027
 - ❖ 5,000,000 options exercisable at 7 cents per option and expiring 24 February 2027.
- Board and management changes included:
 - ❖ the appointment of Mr Brett Montgomery as Non-Executive Chairman following the resignation of Mr Adonis Pouroulis,
 - ❖ the appointment of Mr Tim Strong as Managing Director from his role as Chief Executive Officer, and
 - ❖ the resignation of Mr Craig Mackay as a Director.

8. Exploration Commitments

The Group has the following expenditure commitments at balance date in respect of exploration interests, subject to the right to withdraw at any time.

	Consolidated	
	31 December 2022	30 June 2022
	\$	\$
Not later than one year	515,832	131,643
Later than one year, but not later than 5 years	113,217	688,210
Later than 5 years	-	-
	629,049	819,853

9. Related Parties

Mr Strong became a related party of the Company when he was appointed CEO on 1 November 2022. See Note 7 for changes to related parties subsequent to balance date.

A related party of Mr Mackay is employed by the Company on a casual basis.

The Company did not enter into any other transactions, including loans, with key management personnel.

Directors Declaration

The Directors declare that the condensed consolidated financial statements and notes of the consolidated entity set out on pages 16 to 24:

- (a) comply with *Accounting Standard AASB 134 – Interim Financial Reporting*, the *Corporations Regulations 2001* and other mandatory professional reporting requirements; and
- (b) give a true and fair view of the Group's financial position as at 31 December 2022 and of its performance, as represented by the results of its operations and its cash flows, for the Half Year.

In the Directors' opinion there are reasonable grounds to believe that the Company will be able to pay its debts as and when they become due and payable.

This declaration is made in accordance with a resolution of the Directors.



Brett Montgomery
10 March 2023

INDEPENDENT AUDITOR'S REVIEW REPORT

To the members of Golden Rim Resources Ltd

Report on the Condensed Half-Year Financial Report

Conclusion

We have reviewed the accompanying half-year financial report of Golden Rim Resources Ltd ("the company") which comprises the condensed consolidated statement of financial position as at 31 December 2022, the condensed consolidated statement of profit or loss and other comprehensive income, the condensed consolidated statement of changes in equity and the condensed consolidated statement of cash flows for the half-year ended on that date, notes comprising a summary of significant accounting policies and other explanatory information, and the directors' declaration, for the Group comprising the company and the entities it controlled at the half-year end or from time to time during the half-year.

Based on our review, which is not an audit, we have not become aware of any matter that makes us believe that the half-year financial report of Golden Rim Resources Ltd does not comply with the *Corporations Act 2001* including:

- (a) giving a true and fair view of the Group's financial position as at 31 December 2022 and of its performance for the half-year ended on that date; and
- (b) complying with Accounting Standard AASB 134 *Interim Financial Reporting* and the *Corporations Regulations 2001*.

Basis for conclusion

We conducted our review in accordance with ASRE 2410 *Review of a Financial Report Performed by the Independent Auditor of the Entity*. Our responsibilities are further described in the *Auditor's responsibilities for the review of the financial report* section of our report. We are independent of the company in accordance with the auditor independence requirements of the *Corporations Act 2001* and the ethical requirements of the Accounting Professional and Ethical Standards Board's APES 110 *Code of Ethics for Professional Accountants (including Independence Standards)* (the Code) that are relevant to our audit of the annual financial report in Australia. We have also fulfilled our other ethical responsibilities in accordance with the Code.

Material uncertainty related to going concern

We draw attention to Note 2 in the half-year financial report, which indicates that a material uncertainty exists that may cast significant doubt on the Group's ability to continue as a going concern. Our conclusion is not modified in respect of this matter.

Responsibility of the directors for the financial report

The directors of the company are responsible for the preparation of the half-year financial report that gives a true and fair view in accordance with Australian Accounting Standards and the

hlb.com.au

HLB Mann Judd (WA Partnership) ABN 22 193 232 714

Level 4, 130 Stirling Street, Perth WA 6000 / PO Box 8124 Perth BC WA 6849

T: +61 (0)8 9227 7500 E: mailbox@hlbwa.com.au

Liability limited by a scheme approved under Professional Standards Legislation.

HLB Mann Judd (WA Partnership) is a member of HLB International, the global advisory and accounting network.

For personal use only

Corporations Act 2001 and for such internal control as the directors determine is necessary to enable the preparation of the half-year financial report that gives a true and fair view and is free from material misstatement, whether due to fraud or error.

Auditor's responsibility for the review of the financial report

Our responsibility is to express a conclusion on the half-year financial report based on our review. ASRE 2410 requires us to conclude whether we have become aware of any matter that makes us believe that the half-year financial report is not in accordance with the *Corporations Act 2001* including giving a true and fair view of the Group's financial position as at 31 December 2022 and its performance for the half-year ended on that date, and complying with Accounting Standard AASB 134 *Interim Financial Reporting* and the *Corporations Regulations 2001*.

A review of a half-year financial report consists of making enquiries, primarily of persons responsible for financial and accounting matters, and applying analytical and other review procedures. A review is substantially less in scope than an audit conducted in accordance with Australian Auditing Standards and consequently does not enable us to obtain assurance that we would become aware of all significant matters that might be identified in an audit. Accordingly, we do not express an audit opinion.

Independence

In conducting our review, we have complied with the independence requirements of the *Corporations Act 2001*.

HLB Mann Judd

HLB Mann Judd
Chartered Accountants

Perth, Western Australia
10 March 2023



B G McVeigh
Partner

For personal use only