



ARDIDEN LIMITED

ABN 82 110 884 252

HALF-YEAR FINANCIAL REPORT

31 DECEMBER 2022

For personal use only

ARDIDEN LIMITED
CORPORATE DIRECTORY
FOR THE HALF-YEAR ENDED 31 DECEMBER 2022

DIRECTORS

Bruce McFadzean (Independent Non-Executive Chair)
Pauline Gately (Independent Non-Executive Director)
Michelle Roth (Independent Non-Executive Director)
Neil Hackett (Non-Executive Director)

COMPANY SECRETARY

Tara Robson

REGISTERED AND PRINCIPAL OFFICE

Level 1, 675 Murray Street
WEST PERTH WA 6005

POSTAL ADDRESS

PO Box 611
West Perth WA 6872

Telephone: (08) 6184 5938
Website: www.ardiden.com.au

SHARE REGISTRY

Computershare Investor Services Pty Ltd
Level 11, 172 St Georges Terrace
Perth WA 6000, Australia

Telephone: (08) 9323 2000
Facsimile: (08) 9323 2033

AUDITORS

Nexia Perth Audit Services Pty Ltd
Level 3
88 William Street
Perth WA 6000

SOLICITORS

Gilbert +Tobin
Level 16 Brookfield Place Tower 2
123 St Georges Terrace
Perth WA 6000

AUSTRALIAN SECURITIES EXCHANGE

Ardiden Limited shares (ADV) are listed on the Australian Securities Exchange.

For personal use only

ARDIDEN LIMITED
DIRECTORS' REPORT
FOR THE HALF-YEAR ENDED 31 DECEMBER 2022

Your Directors present their report for Ardiden Limited ('Ardiden' or the 'Company') and its controlled entities ('Consolidated Entity' or 'Group') for the half-year ended 31 December 2022. Ardiden is a limited liability company incorporated and domiciled in Australia. The Company has prepared a consolidated financial report incorporating the entities it controlled during the period as follows:

Entity	Description
Ardiden Limited	- Parent entity
Ardiden Canada Ltd	- 100% controlled entity
Uchi Gold Canada Ltd	- 100% controlled entity

DIRECTORS

The names of the Directors of the Company in office during the period and up to the date of this report are as follows:

Directors	Position
Bruce McFadzean	Independent Non-Executive Chair
Neil Hackett	Non-Executive Director
Pauline Gately	Independent Non-Executive Director
Michelle Roth	Independent Non-Executive Director
Robin Longley	Managing Director and Chief Executive Officer (Resigned 15 September 2022)

Directors were in office from the beginning of the period until the date of this report unless otherwise stated.

NATURE OF OPERATIONS AND PRINCIPAL ACTIVITIES

The principal continuing activities during the period within the Consolidated Entity were exploration for and evaluation of mineral resources.

REVIEW OF OPERATIONS

SALE OF FINAL 20% OF LITHIUM JOINT VENTURE

During the period, Ardiden completed the sale of the remaining 20% of its Lithium Joint Venture to Green Technology Metals Limited (ACN 648 657 649) (GTM/GT1). Consideration comprised A\$16 million plus a deferred consideration component of A\$2.5 million, payable upon GT1 reporting a JORC Mineral Resource of 20Mt at the Joint Venture tenements. This transaction has provided the Company with robust financial resources to target the broad anomalous zones across the Dorothy and Dobie Prospects identified during the 2022 drill programme.

Of the total A\$16 million paid at completion, A\$8 million was received from GT1 with the residual A\$8 million held in trust, subject to Canadian withholding tax. Ardiden expects the majority of the residual A\$8M to be remitted back to Ardiden following the filing of its tax return and receipt of a tax clearance certificate from Canada Revenue in the second half of the financial year.

Ardiden retains 5.14% equity holding of GT1, escrowed until November 2023.

PICKLE LAKE GOLD PROJECT, ONTARIO

The Pickle Lake Gold Project is a contiguous District-Scale landholding, located east of Red Lake in the well-endowed Uchi Geological sub-province of north-western Ontario, Canada (Figure 1). The Uchi Province is host to numerous producing gold mines at Red Lake and at Musselwhite, and is a highly active exploration area with Evolution, Newmont, Kinross, and numerous other development and exploration companies all actively pursuing gold exploration work in the area.

**ARDIDEN LIMITED
DIRECTORS' REPORT
FOR THE HALF-YEAR ENDED 31 DECEMBER 2022**

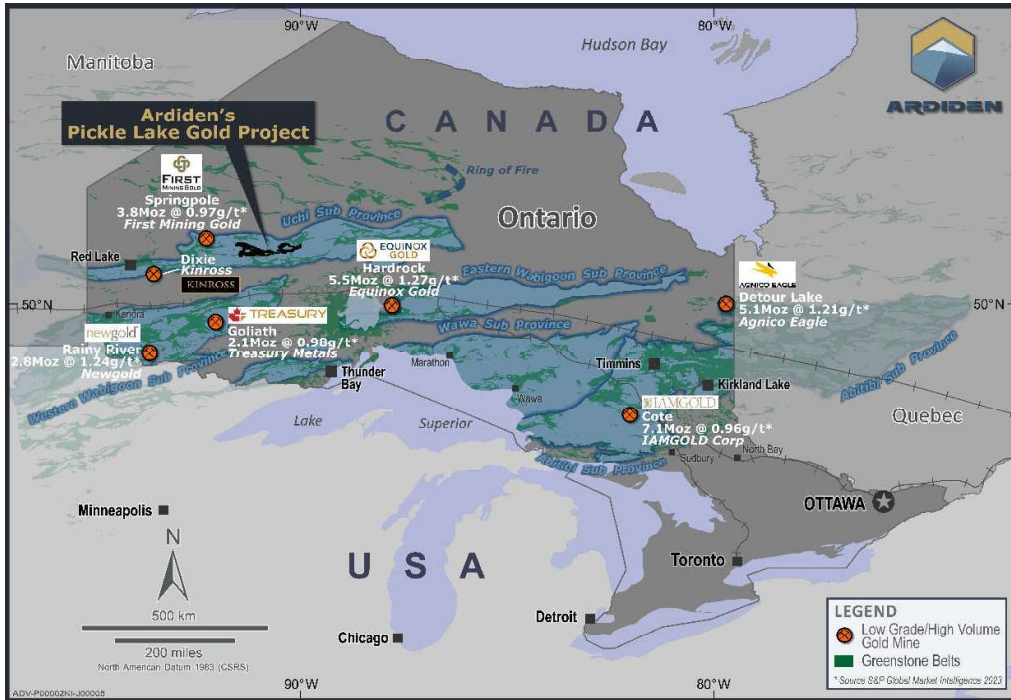


Figure 1 – Location of Ardiden's Pickle Lake Gold project within the Uchi Belt of northwest Ontario¹.

100% ownership of New Patricia (Western Hub – Pickle Lake Gold Project)

The completion of Ardiden's earn-in agreement with Exiro Minerals Corp for the New Patricia property was the final step in securing 100% ownership across the entire Pickle Lake Gold Project. The New Patricia property extends over 30 km of this prospective geological setting, and is directly along strike from the Golden Patricia mine which produced **619,796 oz Au @ 15.2 g/t Au²** between 1988-1997 (Figure 2).

The Golden Patricia mine adjoins Ardiden's Dorothy-Dobie Gold Prospect, where recent drilling intersected broad zones (26-38m wide) of mineralisation in a parallel secondary structure (see ASX Announcements: 17 Aug and 26 Sept 2022) to the narrow high-grade primary structure that extends for over 60km across the Company's Western Hub.

In addition to fulfillment of all work commitments, Ardiden paid final consideration comprising 20 million fully paid ordinary shares and C\$100,000 during the period.

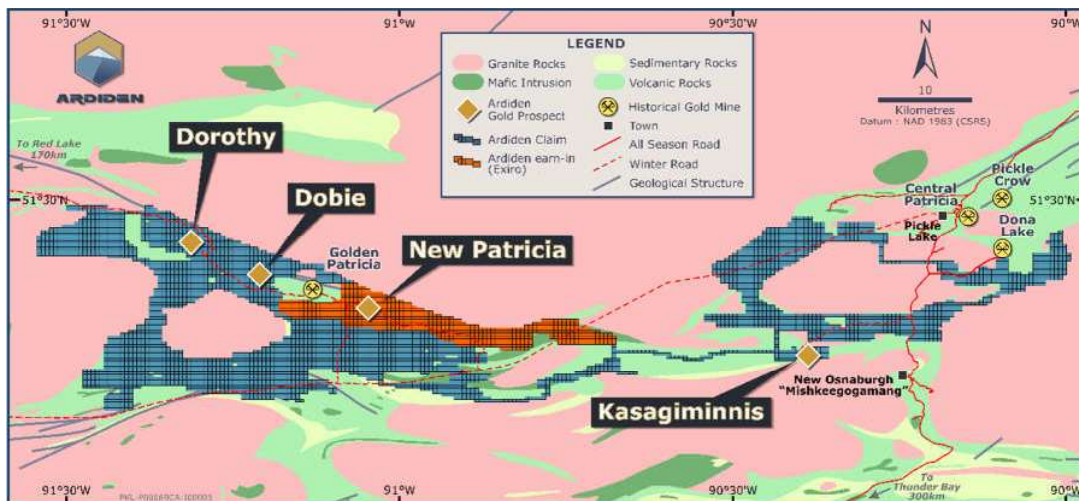


Figure 2– Geology of Ardiden's Pickle Lake Gold Project and the New Patricia property.

¹ * Source S&P Global Market Intelligence 2023

² Information in relation to historical gold production at the Pickle Lake Gold Camp, and Golden Patricia Mine in Figures and notes above have been referenced from three sources of publication, namely: 1. Harron, G. A. 2009. Technical Report on Three Gold Exploration Properties Pickle Lake Area, Ontario, Canada. G.A. Harron, P.Eng., G.A. Harron & Associates Inc.

For personal use only

2022 Results (Western Hub – Pickle Lake Gold Project)

Ardiden's 2022 exploration programme was completed early in the period and focused on the **Western Hub** testing four gold prospects along a 20 km strike length. This included 43 holes for 5,939m of fully oriented diamond core to a maximum depth of 252m, with the majority targeting the **primary structure** that hosts the Golden Patricia geological sequence and historical Golden Patricia mine. Results were received for the majority of those holes during the period.

While the results derived from the primary structure confirm the Golden Patricia geological style, it is the results of the remaining 3 holes which targeted the **secondary and tertiary structures** at Dorothy and Dobie (only 3/43 holes) which are generating the most interest and will form the basis for the 2023 programme.

The results of those holes indicate the secondary and tertiary structures remain open at depth and along strike, with over 30km of untested ground and include the following assay results:

- DR22-01 30.65m @ 1.57 g/t Au from 31.85m (Dorothy - ASX 17 Aug 2022)
- DR22-02 38.48m @ 0.97 g/t Au from 50.52m (Dorothy - ASX 26 Sept 2022)
- DB22-01 26.51m @ 2.1g/t Au from 77.8m (Dobie – ASX 26 Sept 2022)

Structural Review

Ardiden conducted a structural workshop, led by Exploration Manager (Haydn Daxter), with industry experts from Geointerp (Leigh Rankin), Southern Geoscience (Anne Tomlinson), and Optiro-Snowden (Christine Standing). The aim of the review was how to best target the broad mineralisation zones of the **secondary and tertiary structures** at the Dorothy and Dobie Prospects. Both historical results and results from the 2022 programme have confirmed the presence of a large mineralisation halo at both Dorothy and Dobie. This halo is consistent with a massive sulphide zone, consistent with a hydrothermal flooding event (Figure 4). Modelling of the drill data from both prospects has confirmed a broad low grade gold mineralisation halo, with a semi-massive to massive sulphide lens within this mineralisation zone.



Figure 3 – Leigh Rankin and Haydn Daxter (L to R) reviewing the geological model.

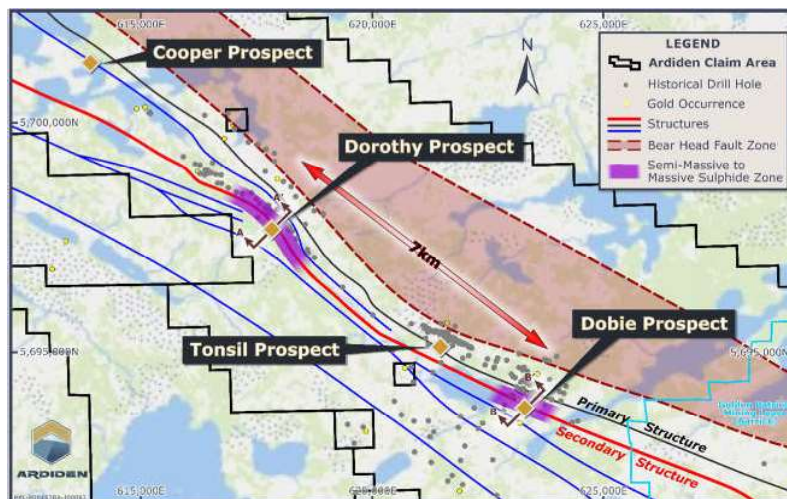


Figure 4 – Zones of semi-massive to massive sulphides at Ardiden's structurally complex Western Hub, Pickle Lake Gold Project.

ARDIDEN LIMITED
DIRECTORS' REPORT
FOR THE HALF-YEAR ENDED 31 DECEMBER 2022

Targeting has commenced on these anomalous broad zones following the structural workshop. Historically the Company has noted several drill logs at both the Dorothy and Dobie prospects that display similar lithologies and continuity with semi massive to massive sulphides occurring in these structurally complex zones.

All historical work conducted at the Dorothy and Dobie prospects appears to have been targeting high grade and narrow mineralisation styles with selective sampling. Understanding these lower grade, broad mineralisation zones at Dorothy (Figure 5) and Dobie (Figure 6) prospects is the key focus for the Company in 2023.

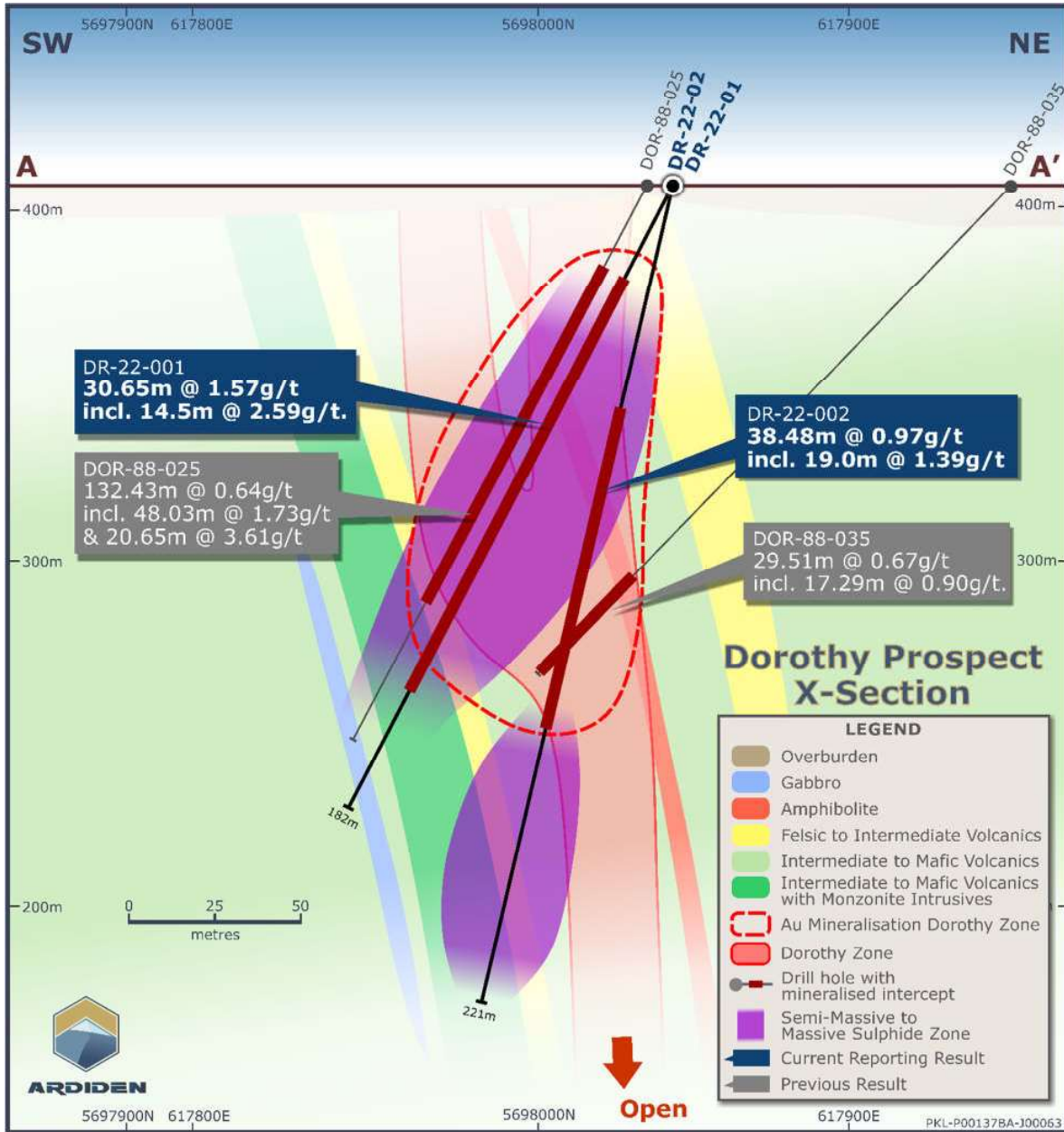


Figure 5 – Cross section at Ardiden's Dorothy prospect highlighting the relevance to broad sulphide and gold mineralisation from historical and recent drilling. Refer to ADV ASX release 18 Feb 2020, 17 Aug 2022, and 15 Dec 2022.

ARDIDEN LIMITED
DIRECTORS' REPORT
FOR THE HALF-YEAR ENDED 31 DECEMBER 2022

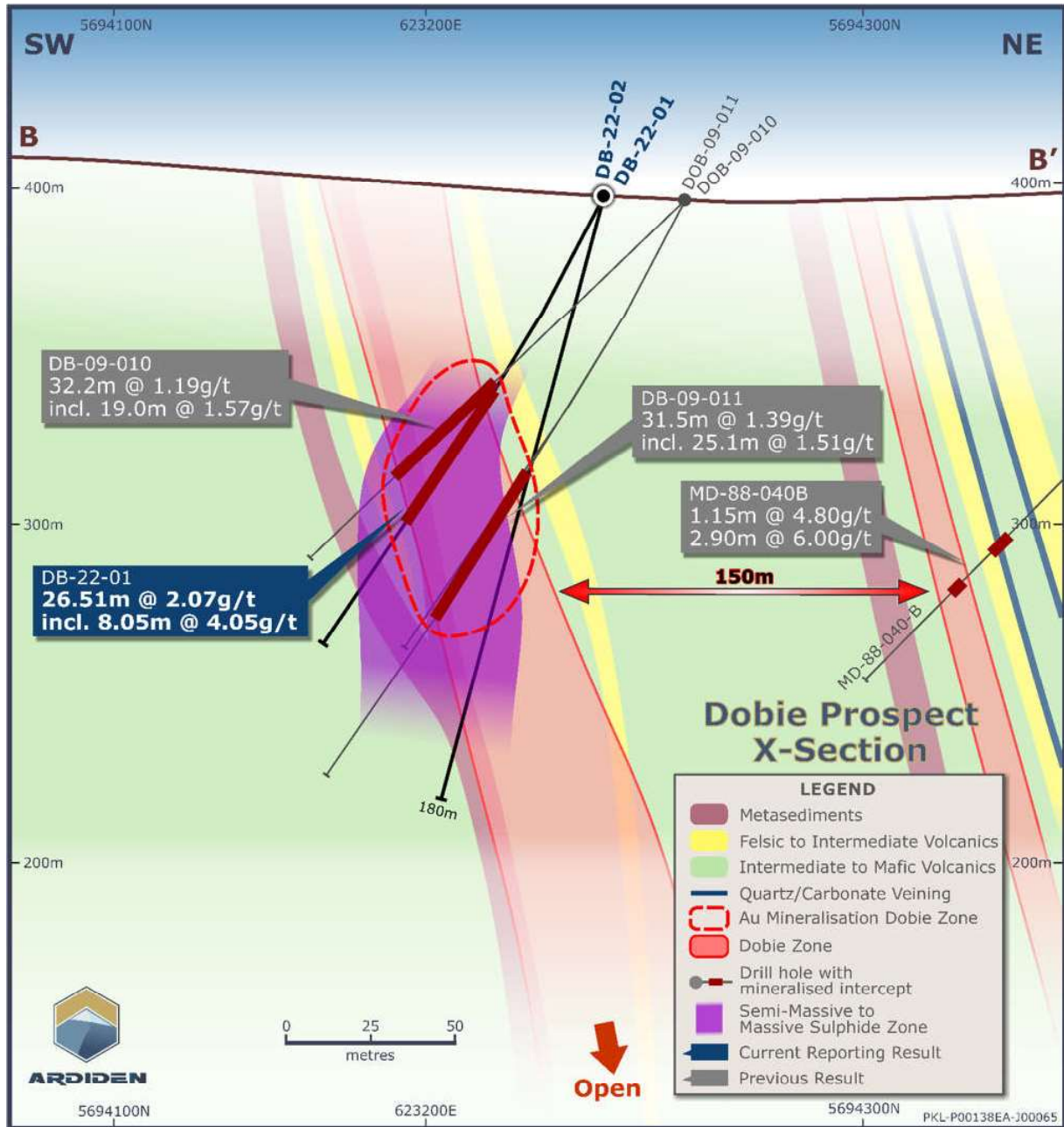


Figure 6 – Cross section at Arden's Dobie prospect highlighting the relevance to broad sulphide and gold mineralisation from historical and recent drilling. Refer to ADV ASX release 18 Feb 2020, 17 Aug 2022, and 15 Dec 2022.

Results received during the period (targeting primary structure)

Drilling at the **Tonsil Prospect** focused on the Golden Patricia style vein structure that is characterised by shallow high-grade mineralisation. The results continued to successfully demonstrate the vein structure's continuity along strike within the **primary structure**. Significant intersections include:

- DD22-02 0.86 m @ 62.8 g/t Au from 115.0 m
- DD22-06 1.0 m @ 3.37 g/t Au from 86.0 m
- DD22-14A 0.5m @ 8.68 g/t Au from 64.62 m
- DD22-13 0.5m @ 3.21 g/t Au from 60.0 m
- DD22-16 0.77m @ 25.5 g/t Au from 71.23m
- DD22-16 1.85m @ 1.92 g/t Au from 25.15m
- DD22-15 1.00m @ 1.68 g/t from 92.50m

As with Tonsil, the **Esker Prospect** targets were designed to test the primary structure and were generated from both historical drilling and Ardiden's current geological model. The final assay results from drilling confirm the Golden Patricia style mineralisation within the primary structure across a 20km strike length with shallow, high-grade intersections as shown below:

- WP-22-02A 0.5m @ 15.2 g/t Au from 59.5m
- WP-22-01B 0.5m @ 4.26 g/t Au from 89.0m
- WP22-07 0.70m @ 8.46 g/t Au from 142.30m
- WP22-12 0.59m @ 5.21 g/t Au from 86.55m
- WP22-07 0.87m @ 3.54 g/t Au from 47.40m
- WP22-08 1.0m @ 3.05 g/t Au from 21.00m
- WP22-10A 1.0m @ 1.59 g/t Au from 27.63m

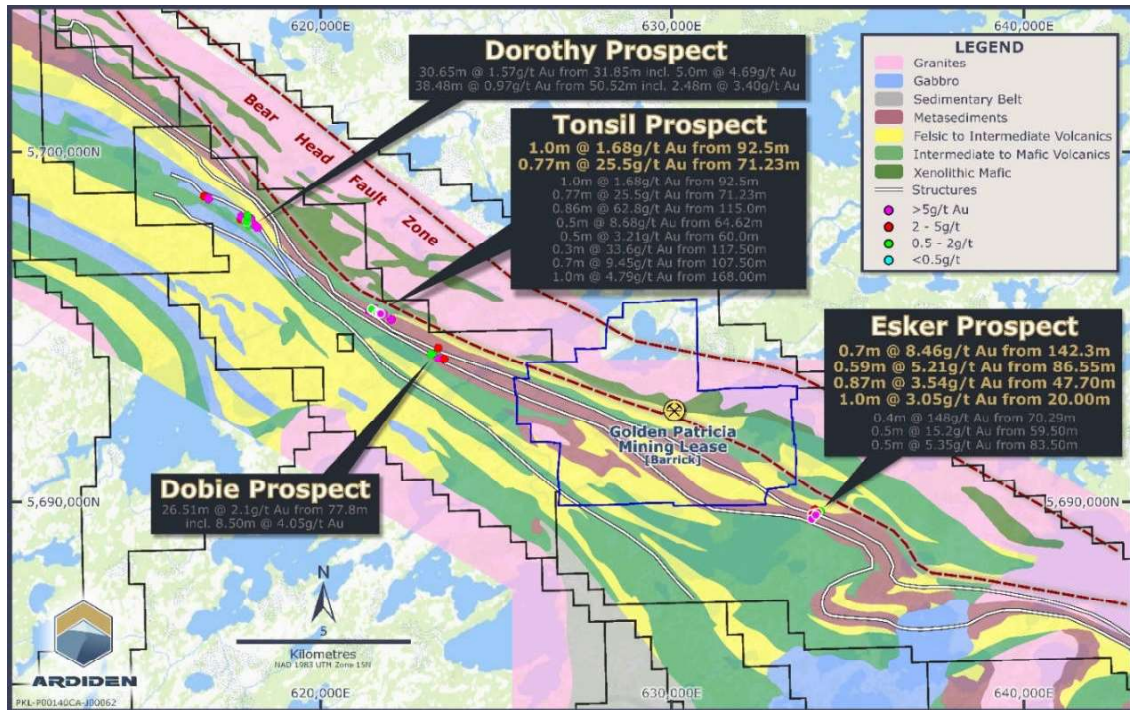


Figure 7 – Map showing recent drilling intersections across the Western Hub of Ardiden's Pickle Lake Gold Project. Details of results are coloured in gold in this quarterly report. Please refer to ASX release dated 9 June, 17 August, 29 September, and 26 October 2022 for further details on historical exploration results.

The Company confirms that it is not aware of any other new information or data that materially affects the information included in the original market announcements referred to above, and that all material assumptions and technical parameters underpinning the estimates in those announcements continue to apply and have not materially changed. The Company confirms that the form and context in which the Competent Person's findings are presented have not been materially modified from the original market announcements.

First Nations

The Company conducted its first visit to the Cat Lake community to meet with the Band Council members and Economic Development Manager. Planned visits to the community had been delayed as a result of Covid 19 protocols for the remote community and evacuation of the community due to bush fires. Discussions focused on the Company's exploration programmes for 2023, use of the winter road into the region, and community projects that both parties will continue to develop (Figure 8).

The Company also discussed and aims to finalise a Memorandum of Understanding between Ardiden Limited and the Cat Lake community that benefits all stakeholders. Subsequent to the end of the period, Ardiden signed a milestone Exploration Agreement with Cat Lake First Nation outlining the Company's commitment to developing a positive relationship and co-existence within the Cat Lake Nation's traditional territory.



Figure 8 – Ardiden meeting with delegates from the Cat Lake community at the council offices

The Company also visited the Mishkeegogamang community to provide a project update and plans for 2023 to Chief David Masakeyash with exploration and community projects. In addition, Ardiden Chair (Bruce McFadzean) and Chief David met virtually to solidify the relationship and affirm Ardiden's commitment to the area.

Ardiden conducted its annual Christmas contribution to each First Nation community with a donation of Christmas Turkeys for Cat Lake, Mishkeegogamang and Slate Falls communities.

Permitting

The Company received ten additional early exploration permits during the period with a further four early exploration permits submitted to the Mines Department, Ontario (Figure 9). This permitting success is testament to Ardiden's enactment of responsible ESG principles and underpins our excellent reputation and good standing in the region as responsible operators.

Upon receipt of the remaining four permits, expected in early 2023, Ardiden will have 100% of its Pickle Lake Gold Project fully permitted for early exploration activities.

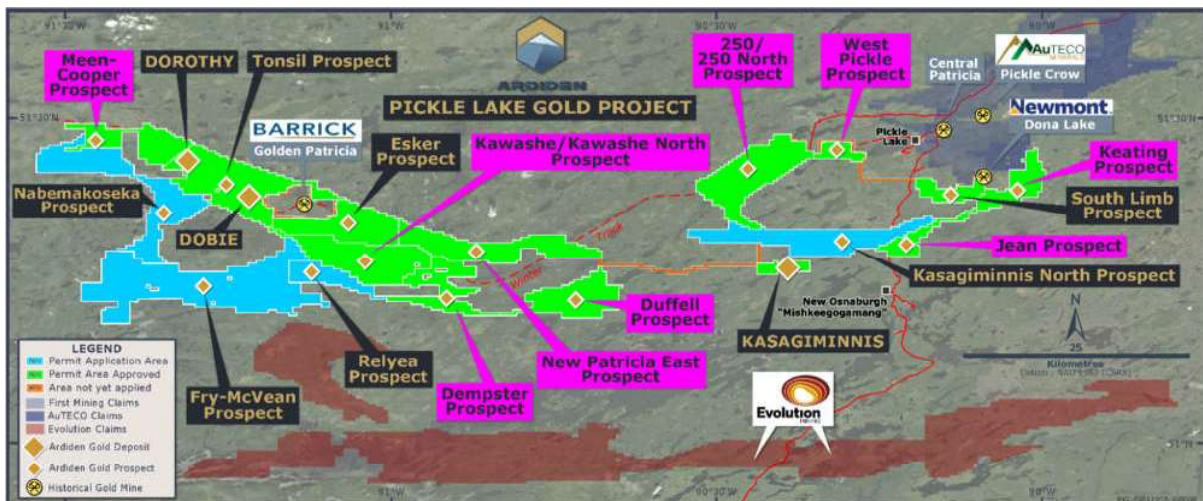


Figure 9 – Status of Permitting at the District-Scale Pickle Lake Gold project- Purple callout text boxes denote the 2022 received Exploration Permit areas. Green permit areas- fully approved, blue-in process with the Mines Department, Ontario.

For personal use only

ARDIDEN LIMITED
DIRECTORS' REPORT
FOR THE HALF-YEAR ENDED 31 DECEMBER 2022

CORPORATE

Ardiden's Annual General Meeting (AGM) of Shareholders was held in West Perth on 29 November 2022 and all resolutions put to shareholders were approved by a poll.

1. FINANCIAL POSITION & OPERATING RESULTS

The financial results of the Group for the half-year ended 31 December 2022 are:

	31-Dec-22	30-Jun-22	% Change
Cash and cash equivalents (\$)	8,350,442	4,372,317	91%
Net assets (\$)	41,334,937	25,948,238	59%

	31-Dec-22	31-Dec-21	% Change
Revenue (\$)	46,921	1,318	3460%
Net profit after tax (\$)	15,197,142	2,752,730	453%
Earnings per share (cents)	0.0057	0.0013	338%

Included in the profit for the current period is the \$14,206,562 gain on the final 20% disposal of the lithium joint venture to Green Technology Metals (Refer below). In addition, there was a gain on fair value of listed investments arising from the appreciation in the market value of the GTM shares received as part consideration of tranche 1 and tranche 2 of \$2,544,657.

2. SIGNIFICANT CHANGES IN THE STATE OF AFFAIRS

During the period, Ardiden completed the sale of the remaining 20% of the Lithium Joint Venture to Green Technology Metals Limited (ACN 648 657 649) (GTM/GT1). Consideration comprised A\$16 million plus a deferred consideration component of A\$2.5 million, payable upon GT1 reporting a JORC Mineral Resource of 20Mt at the Joint Venture tenements. This transaction has provided the Company with robust financial resources to target the broad anomalous zones across the Dorothy and Dobie Prospects identified during the 2022 drill programme.

Of the total A\$16 million paid at completion, A\$8 million was received from GT1 with the residual A\$8 million held in trust, subject to Canadian withholding tax. Ardiden expects the majority of the residual A\$8M to be remitted back to Ardiden following the filing of its tax return and receipt of a tax clearance certificate from Canada Revenue in the second half of the financial year.

Ardiden continues to retain 5.14% equity holding in GT1, escrowed until November 2023.

In the opinion of the Directors, there were no other significant changes in the state of affairs of the Consolidated Entity that occurred during the financial period under review not otherwise disclosed in this report or in the financial report.

3. EVENTS SUBSEQUENT TO REPORTING DATE

There are no other matters or circumstances that have arisen since 31 December 2022 that have or may significantly affect the operations, results, or state of affairs of the Consolidated Entity in future financial years, except as follows.

Ardiden signed a milestone Exploration Agreement with Cat Lake First Nation (Cat Lake). The Exploration Agreement outlines the Company's commitment to developing a positive relationship and co-existence within the Cat Lake Nation's traditional territory, home to Ardiden's 100%-owned Pickle Lake Gold Project in northwest Ontario, Canada.

4. AUDITOR INDEPENDENCE

We have received the independence declaration from the auditor of Ardiden Limited, Nexia Perth Audit Services Pty Ltd, a copy of which is attached to the Directors' Report on page 10 of the financial report.

This report is made in accordance with a resolution of the Directors.



Bruce McFadzean
Chair
Perth, Western Australia
Dated: 14 March 2023

To the Board of Directors of Ardiden Limited

Auditor's independence declaration under section 307C of the Corporations Act 2001

I declare that, to the best of my knowledge and belief, in relation to the review for the half-year ended 31 December 2022 there have been no contraventions of:

- (a) the auditor independence requirements of the *Corporations Act 2001* in relation to the review; and
- (b) any applicable code of professional conduct in relation to the review.

Yours sincerely



Nexia Perth Audit Services Pty Ltd



Justin Mulhair

Director

14 March 2023

Nexia Perth

Audit Services Pty Ltd

ACN 145 447 105

Level 3, 88 William Street

Perth WA 6000

GPO Box 2570, Perth WA 6001

p +61 8 9463 2463

f +61 8 9463 2499

e audit@nexiaperth.com.au

w nexia.com.au

Nexia Perth Audit Services Pty Ltd (ABN 27 145 447 105) is a firm of Chartered Accountants. It is affiliated with, but independent from Nexia Australia Pty Ltd. Nexia Australia Pty Ltd is a member of Nexia International, a leading, global network of independent accounting and consulting firms. For more information please see www.nexia.com.au/legal. Neither Nexia International nor Nexia Australia Pty Ltd provide services to clients. 10

Liability limited under a scheme approved under Professional Standards Legislation.

For personal use only

ARDIDEN LIMITED
CONDENSED CONSOLIDATED STATEMENT OF PROFIT OR LOSS AND OTHER COMPREHENSIVE INCOME
FOR THE HALF-YEAR ENDED 31 DECEMBER 2022

	Notes	31-Dec-22 \$	31-Dec-21 \$
Finance income	3	2,544,657	2,430,000
Revenue		46,921	1,318
Other income		13,685	-
Gain on disposal of 20% share in lithium assets	2	14,206,562	1,223,591
Expenses			
Administration, consulting and other expenses		(917,812)	(449,772)
Salaries and wages		(577,552)	(373,692)
Share-based payments	6	(89,401)	(78,715)
Profit before income tax expense		15,227,060	2,752,730
Income tax expense		(29,918)	-
Net profit for the period		15,197,142	2,752,730
Other comprehensive income			
<i>Items that may be reclassified subsequently to profit or loss</i>			
Exchange differences on translating foreign operations		(38,364)	617
Total other comprehensive profit for the period		15,158,778	2,753,347
		<u>Cents</u>	<u>Cents</u>
Earnings per share attributable to the ordinary equity holders of the Company:			
Basic earnings per share		0.0057	0.0013
Diluted earnings per share		0.0055	0.0013

The accompanying condensed notes form part of these financial statements.

For personal use only

ARDIDEN LIMITED
CONDENSED CONSOLIDATED STATEMENT OF FINANCIAL POSITION
AS AT 31 DECEMBER 2022

	Notes	31-Dec-22 \$	30-Jun-22 \$
ASSETS			
Current Assets			
Cash and cash equivalents		8,350,442	4,372,317
Proceeds held in trust	2	8,262,600	-
Trade and other receivables		176,528	567,554
Financial Assets	3	10,765,855	-
Total Current Assets		27,555,425	4,939,871
Non-Current Assets			
Financial assets	3	72,749	8,293,797
Exploration and evaluation expenditure	4	13,733,847	14,181,860
Plant and equipment		197,815	186,948
Right of use assets		87,707	120,598
Total Non-Current Assets		14,092,118	22,783,203
TOTAL ASSETS		41,647,543	27,723,074
LIABILITIES			
Current Liabilities			
Trade and other payables		181,780	1,602,606
Provisions		28,548	39,898
Lease liabilities		68,346	66,375
Total Current Liabilities		278,674	1,708,879
Non-Current Liabilities			
Provisions		10,490	7,759
Lease liabilities		23,442	58,198
Total Non-Current Liabilities		33,932	65,957
TOTAL LIABILITIES		312,606	1,774,836
NET ASSETS		41,334,937	25,948,238
EQUITY			
Issued capital	5	59,269,005	59,130,485
Reserves		1,299,285	1,325,218
Accumulated losses		(19,233,353)	(34,507,465)
TOTAL EQUITY		41,334,937	25,948,238

The accompanying condensed notes form part of these financial statements.

For personal use only

ARDIDEN LIMITED
CONDENSED CONSOLIDATED STATEMENT OF CHANGES IN EQUITY
FOR THE HALF-YEAR ENDED 31 DECEMBER 2022

	Issued Capital	Share-based Payment Reserves	Foreign Currency Translation Reserve	Accumulated Losses	Total Equity
	\$	\$	\$	\$	\$
At 1 July 2022	59,130,485	1,134,341	190,877	(34,507,465)	25,948,238
Profit for the period	-	-	-	15,197,142	15,197,142
Other comprehensive income for the period	-	-	(38,364)	-	(38,364)
Total comprehensive gain/(loss) for the period	-	-	(38,364)	15,197,142	15,158,778
Transactions with owners in their capacity as owners:					
Shares issued during the period	-	-	-	-	-
Share-based payments	140,000	89,401	-	-	229,401
Options cancelled during the period	-	(76,970)	-	76,970	-
Capital raising costs	(1,480)	-	-	-	(1,480)
Total equity transactions	138,520	12,431	-	76,970	227,921
At 31 December 2022	59,269,005	1,146,772	152,513	(19,233,353)	41,334,937
At 1 July 2021	53,307,607	646,032	121,785	(37,373,701)	16,701,723
Profit for the period	-	-	-	2,752,730	2,752,730
Other comprehensive income for the period	-	-	617	-	617
Total comprehensive gain/(loss) for the period	-	-	617	2,752,730	2,753,347
Transactions with owners in their capacity as owners:					
Shares issued during the period	205,200	-	-	-	205,200
Share-based payments	-	38,515	-	-	38,515
Options expired during the period	-	(448,203)	-	448,203	-
Capital raising costs	-	-	-	-	-
Total equity transactions	205,200	(409,688)	-	448,203	243,715
At 31 December 2021	53,512,807	236,344	122,402	(34,172,768)	19,698,785

The accompanying condensed notes form part of these financial statements.

ARDIDEN LIMITED
CONDENSED CONSOLIDATED STATEMENT OF CASH FLOWS
FOR THE HALF-YEAR ENDED 31 DECEMBER 2022

	Notes	31-Dec-22	31-Dec-21
		\$	\$
Cash flows used in operating activities			
Payments to suppliers and employees		(1,115,847)	(917,049)
Miscellaneous receipts		-	1,250
Interest received		46,770	68
Net cash flows used in operating activities		(1,069,077)	(915,731)
Cash flows used in investing activities			
Proceeds from partial sale of lithium assets		7,737,400	3,250,000
Proceeds from sale of plant & equipment		27,911	-
Payments for exploration expenditure		(2,653,642)	(800,388)
Payments for plant and equipment		(53,445)	(6,481)
Net cash flows used in investing activities		5,058,224	2,443,131
Cash flows from financing activities			
Proceeds from issue of shares and exercise of options		-	-
Payment of capital raising costs		-	-
Net cash flows from/(used in) financing activities		-	-
Net increase/(decrease) in cash and cash equivalents		3,989,147	1,527,400
Cash and cash equivalents at the beginning of the period		4,372,317	1,239,346
Effects of exchange rate changes on cash and cash equivalents		(11,022)	(4,625)
Cash and cash equivalents at the end of the period		8,350,442	2,762,121

The accompanying condensed notes form part of these financial statements.

ARDIDEN LIMITED
CONDENSED NOTES TO THE FINANCIAL STATEMENTS
FOR THE HALF-YEAR ENDED 31 DECEMBER 2022

1. GENERAL INFORMATION

Statement of Compliance

The half-year financial report is a general-purpose financial report prepared in accordance with the *Corporations Act 2001* and Australian Accounting Standard AASB 134 *Interim Financial Reporting* ('AASB134'), as appropriate for for-profit oriented entities. Compliance with AASB 134 ensures compliance with International Financial Reporting Standard IAS34 *Interim Financial Reporting*. The half-year report does not include notes of the type normally included in an annual financial report and should be read in conjunction with the most recent annual financial report, and any public announcements made by the Company during the half-year period in accordance with the continuous disclosure requirements of the *Corporation Act 2001*.

Basis of Preparation

The condensed consolidated financial statements have been prepared on an historical cost basis, except for the revaluation of certain financial instruments. Cost is based on the fair values of the consideration given in exchange for assets. All amounts are presented in Australian dollars, unless otherwise noted.

Accounting Policies

The accounting policies adopted in the current half-year are consistent with those adopted and disclosed in the Group's annual report for the year ended 30 June 2022. The accounting policies are consistent with Australian Accounting Standards and with International Financial Reporting Standards.

Going Concern

The half-year financial report has been prepared on the basis of accounting principles applicable to a going concern, which assumes the commercial realisation of the future potential of the Company's and Group's assets and the discharge of their liabilities in the normal course of business.

2. SIGNIFICANT CHANGES FROM THE ANNUAL FINANCIAL STATEMENTS

SALE OF FINAL 20% OF LITHIUM JOINT VENTURE

During the period, Ardiden completed the sale of the remaining 20% of its Lithium Joint Venture to Green Technology Metals Limited (ACN 648 657 649) (GTM/GT1). Consideration comprised A\$16 million plus a deferred consideration component of A\$2.5 million, payable upon GT1 reporting a JORC Mineral Resource of 20Mt at the Joint Venture tenements. This transaction has provided the Company with robust financial resources to target the broad anomalous zones across the Dorothy and Dobie Prospects identified during the 2022 drill programme.

Of the total A\$16 million paid at completion, A\$8 million was received from GT1 with the residual A\$8 million being held in trust, subject to Canadian withholding tax. Ardiden expects the majority of the residual A\$8M to be remitted back to Ardiden following the filing of its tax return and receipt of a tax clearance certificate from Canada Revenue in the second half of the financial year.

Ardiden continues to retain 5.14% equity holding of GT1, escrowed until November 2023.

The impact on the financial statements is summarised below:

	\$
Proceeds on sale of 20% lithium joint venture:	
- Cash proceeds	7,737,400
- Installments held in trust	8,262,600
Cost base of 20% interest	(1,793,438)
	<u>14,206,562</u>

ARDIDEN LIMITED
CONDENSED NOTES TO THE FINANCIAL STATEMENTS
FOR THE HALF-YEAR ENDED 31 DECEMBER 2022

3. FINANCIAL ASSETS	31-Dec-22	30-Jun-22
	\$	\$
Security deposits	72,749	72,599
Listed shares in Green Technology Metals	10,765,855	8,221,198
	10,838,604	8,293,797
Disclosed as current	10,765,855	-
Disclosed as non-current	72,749	8,293,797
	10,838,604	8,293,797
Listed shares in Green Technology Metals	Number	\$
Balance at 30 June 2022	13,049,520	8,221,198
Fair value increase	-	2,544,657
As at 31 December 2022	13,049,520	10,765,855

Listed shares are revalued at fair value through the profit and loss using the closing price at the end of the reporting period (\$0.825 per share). They are restricted from trading until 10 November 2023.

Classification

The group classifies its financial assets in the following measurement categories:

- Those to be measured subsequently at fair value (either through other comprehensive income or through profit or loss); and
- Those to be measured at amortised cost.

The classification depends on the Company's business model for managing the financial assets and the contractual terms of the cash flows.

For assets measured at fair value, gains and losses will either be recorded in profit or loss or other comprehensive income. For investments in equity instruments that are not held for trading, this will depend on whether the Group has made an irrevocable election at the time of initial recognition to account for the equity investment at fair value through other comprehensive income.

Recognition and derecognition

Regular way purchases and sales of financial assets are recognised on trade-date, the date on which the Group commits to purchase or sell the asset. Financial assets are derecognised when the rights to receive cash flows from the financial assets have expired or have been transferred and the group has transferred substantially all the risks and rewards of ownership.

Measurement

At initial recognition, the Group measures a financial asset at its fair value plus, in the case of a financial asset not at fair value through profit or loss (FVPL), transaction costs that are directly attributable to the acquisition of the financial asset. Transaction costs of financial assets carried at FVPL are expensed in profit or loss.

Financial assets with embedded derivatives are considered in their entirety when determining whether their cash flows are solely payment of principal and interest.

Measurement - Equity instruments

The Group subsequently measures all equity investments at fair value. Where the group's management has elected to present fair value gains and losses on equity investments in OCI, there is no subsequent reclassification of fair value gains and losses to profit or loss following the derecognition of the investment. Dividends from such investments continue to be recognised in profit or loss as other income when the Group's right to receive payments is established.

Changes in the fair value of financial assets at FVPL are recognised in other gains/(losses) in the statement of profit or loss as applicable. Impairment losses (and reversal of impairment losses) on equity investments measured at FVOCI are not reported separately from other changes in fair value.

For personal use only

ARDIDEN LIMITED
CONDENSED NOTES TO THE FINANCIAL STATEMENTS
FOR THE HALF-YEAR ENDED 31 DECEMBER 2022

4. EXPLORATION AND EVALUATION EXPENDITURE

	31-Dec-22	30-Jun-22
	\$	\$
Expenditure brought forward	14,181,860	15,510,089
Expenditure incurred	1,366,565	5,375,505
Disposal of lithium assets	(1,793,438)	(6,708,093)
Effect of exchange rate on opening balance	(21,140)	28,959
Impairment expense	-	(24,600)
Expenditure carried forward	13,733,847	14,181,860

The ultimate recoupment of the mining tenements and exploration and evaluation expenditures carried forward is dependent upon the successful development and commercial exploitation and/or sale of the relevant areas of interest, at amounts at least equal to book value.

5. ISSUED CAPITAL

	31-Dec-22		30-Jun-22	
	No	\$	No	\$
(a) Fully paid ordinary shares	2,688,335,356	59,269,005	2,668,335,356	59,130,485
(b) Movement Reconciliation			No of shares	\$
Opening balance at 1 July 2022			2,668,335,356	59,130,485
Shares issued to Exiro as part of final payment for the acquisition of New Patricia ⁽ⁱ⁾			20,000,000	140,000
Share issue costs			-	(1,480)
Closing balance at 31 December 2022			2,688,335,356	59,269,005

(i) On 14 December 2022, the Company issued and allotted 20,000,000 ordinary shares to Exiro Minerals Corp (Exiro), the vendor of the New Patricia Gold Prospect. This allotment is the final consideration under the terms of the agreement announced by the Company on 6 January 2020, to acquire 100% of the New Patricia Gold Prospect.

6. SHARE-BASED PAYMENT RESERVE

(a) Equity settled share-based payments

	31-Dec-22		30-Jun-22	
	No	\$	No	\$
Options reserve	64,650,030	1,146,772	71,650,030	1,134,341
	64,650,030	1,146,772	71,650,030	1,134,341

	31-Dec-22	
	No of Options	\$
(b) Movement reconciliation		
Opening balance at 1 July 2022	71,650,030	1,134,341
Share-based payments expense	-	89,401
Options cancelled during the period	(7,000,000)	(76,970)
Closing balance at 31 Dec 2022	64,650,030	1,146,772

At the end of the period, the following options over unissued shares were outstanding:

Unlisted broker options expiring 31 August 2024 at an exercise price of \$0.018 per option	14,625,000
Unlisted employee options expiring 4 April 2026 at an exercise price of \$0.022 per option	10,000,000
Unlisted broker options expiring 20 April 2026 at an exercise price of \$0.0195 per option	40,025,030
Total	64,650,030

The Company recognised a share-based payments expense relating to options issued in previous periods of \$89,401 during the half-year ended 31 December 2022 (31 December 2021: \$38,515).

ARDIDEN LIMITED
CONDENSED NOTES TO THE FINANCIAL STATEMENTS
FOR THE HALF-YEAR ENDED 31 DECEMBER 2022

7. FINANCIAL REPORTING BY SEGMENTS

The Group has identified its operating segments based on the internal reports that are reviewed and used by the chief operating decision maker in assessing performance and determining the allocation of resources. The Group is managed on the basis it is a mineral exploration company operating in the geographical region of Canada. The mineral assets targeted were gold and lithium, and each asset is considered a separate business segment. This is the basis on which internal reports are provided to the Directors for assessing performance and determining the allocation of resources within the Group.

(i) Segment Performance	Gold	Lithium	Corporate	Total
Period ended 31 December 2022				
Revenue				
Other income	-	-	13,685	13,685
Interest revenue			46,921	46,921
Finance income	-	2,544,657	-	2,544,657
Gain on disposal of lithium assets	-	14,206,562	-	14,206,562
<i>Total segment revenue</i>	-	16,751,219	60,606	16,811,825
Reconciliation of segment result to net loss before tax				
-administration, consulting, and other expenses	-	(430,000)	(1,154,765)	(1,584,765)
Net profit/(loss) before tax from continuing operations	-	16,321,219	(1,094,159)	15,227,060
Period ended 31 December 2021				
Revenue				
Other income	-	-	1,318	1,318
Finance income	-	2,430,000	-	2,430,000
Gain on disposal of lithium assets	-	1,223,591	-	1,223,591
<i>Total segment revenue</i>	-	3,653,591	1,318	3,654,909
Reconciliation of segment result to net loss before tax				
-administration, consulting, and other expenses	-	-	(902,179)	(902,179)
Net profit/(loss) before tax from continuing operations	-	3,653,591	(900,861)	2,752,730
(ii) Segment Assets				
	Gold	Lithium*	Corporate	Total
Period ended 31 December 2022				
Total segment assets	13,733,847	-	27,913,696	41,647,542
Year ended 30 June 2022				
Total segment assets	12,384,335	10,018,722	5,320,017	27,723,074
(iii) Segment Liabilities				
	Gold	Lithium	Corporate	Total
Period ended 31 December 2022				
Total segment liabilities	-	-	282,689	282,689
Year ended 30 June 2022				
Total segment liabilities	-	-	1,774,836	1,774,836

* The GTM shares held have been moved to Corporate as the lithium segments no longer deemed to be an operating segment.

ARDIDEN LIMITED
CONDENSED NOTES TO THE FINANCIAL STATEMENTS
FOR THE HALF-YEAR ENDED 31 DECEMBER 2022

8. EVENTS SUBSEQUENT TO REPORTING DATE

There are no other matters or circumstances that have arisen since 31 December 2022 that have or may significantly affect the operations, results, or state of affairs of the Consolidated Entity in future financial years, except as follows:

Ardiden signed a milestone Exploration Agreement with Cat Lake First Nation (Cat Lake). The Exploration Agreement outlines the Company's commitment to developing a positive relationship and co-existence within the Cat Lake Nation's traditional territory, home to Ardiden's 100%-owned Pickle Lake Gold Project in northwest Ontario, Canada.

9. COMMITMENTS & CONTINGENT LIABILITIES

There have been no significant changes in commitments and contingent liabilities since the last annual reporting period.

10. DIVIDENDS

There were no dividends paid or declared during the half-year.

For personal use only

ARDIDEN LIMITED
DIRECTORS' DECLARATION
FOR THE HALF-YEAR ENDED 31 DECEMBER 2022

In the Directors' opinion:

- 1) The financial statements and notes:
 - a. Comply with Accounting Standard AASB 134 *Interim Financial Reporting*, the *Corporations Act 2001* and the *Corporations Regulations 2001*; and
 - b. Give a true and fair view of the Consolidated Entity's financial position as at 31 December 2022 and of its performance for the half-year ended on that date.
- 2) In the Directors' opinion there are reasonable grounds to believe that the Company will be able to pay its debts as and when they become due and payable.

The declaration is made in accordance with a resolution of the Board.



Bruce McFadzean
Chair

Perth, Western Australia
Dated 14 March 2023

Independent Auditor's Review Report to the members of Ardiden Limited

Report on the Half-Year Financial Report

Conclusion

We have reviewed the accompanying half-year financial report of Ardiden Limited (the "Company") and its controlled entities (the "Group"), which comprises the condensed consolidated statement of financial position as at 31 December 2022, the condensed consolidated statement of profit or loss and other comprehensive income, condensed consolidated statement of changes in equity and condensed consolidated statement of cash flows for the period ended on that date, notes comprising a summary of accounting policies, selected other explanatory notes and the directors' declaration.

Based on our review, which is not an audit, we have not become aware of any matter that makes us believe that the half-year financial report of Ardiden Limited is not in accordance with the *Corporations Act 2001* including:

- (a) giving a true and fair view of the Group's financial position as at 31 December 2022 and of its performance for the half year period ended on that date; and
- (b) complying with Accounting Standard AASB 134 *Interim Financial Reporting* and the *Corporations Regulations 2001*.

Basis for Conclusion

We conducted our review in accordance with ASRE 2410 *Review of a Financial Report Performed by the Independent Auditor of the Entity* (ASRE 2410). Our responsibilities are further described in the Auditor's Responsibilities for the Review of the Half-Year Financial Report section of our report. We are independent of the Company in accordance with the auditor independence requirements of the *Corporations Act 2001* and the ethical requirements of the Accounting Professional & Ethical Standards Board's APES 110 *Code of Ethics for Professional Accountants (including Independence Standards)* (the Code) that are relevant to our audit of the annual financial report in Australia. We have also fulfilled our other ethical responsibilities in accordance with the Code.

We confirm that the independence declaration required by the *Corporations Act 2001* which has been given to the directors of the Company, would be in the same terms if given to the directors as at the time of this auditor's review report.

For personal use only

Responsibility of the Directors for the Half-Year Financial Report

The directors of the Company are responsible for the preparation of the half-year financial report that gives a true and fair view in accordance with Australian Accounting Standards and the *Corporations Act 2001* and for such internal control as the directors determine is necessary to enable the preparation of the half-year financial report that gives a true and fair view and is free from material misstatement, whether due to fraud or error.

Auditor's Responsibility for the Review of the Half-Year Financial Report

Our responsibility is to express a conclusion on the half-year financial report based on our review. ASRE 2410 requires us to conclude whether we have become aware of any matter that makes us believe that the half-year financial report is not in accordance with the *Corporations Act 2001* including giving a true and fair view of the Company's financial position as at 31 December 2022 and its performance for the half year ended on that date, and complying with Accounting Standard AASB 134 *Interim Financial Reporting* and the *Corporations Regulations 2001*.

A review of a half-year financial report consists of making enquiries, primarily of persons responsible for financial and accounting matters, and applying analytical and other review procedures. A review is substantially less in scope than an audit conducted in accordance with Australian Auditing Standards and consequently does not enable us to obtain assurance that we would become aware of all significant matters that might be identified in an audit. Accordingly, we do not express an audit opinion.

NPAS

Nexia Perth Audit Services Pty Ltd



Justin Mulhair
Director

Perth
14 March 2023