



# Bonds:

## Monthly Update

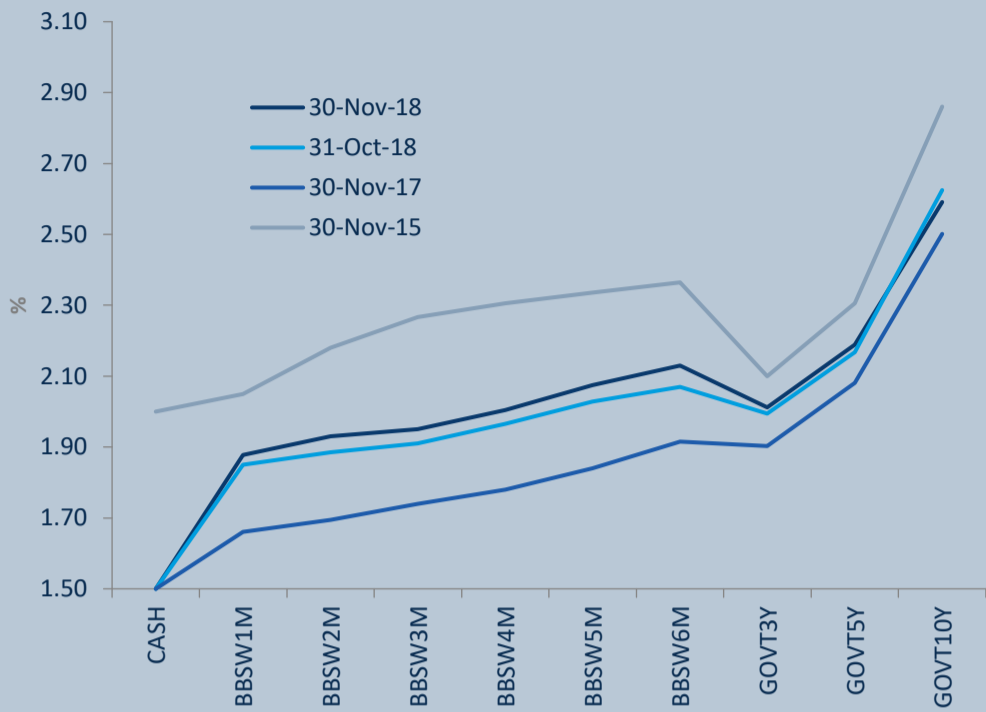


Month: Nov-18

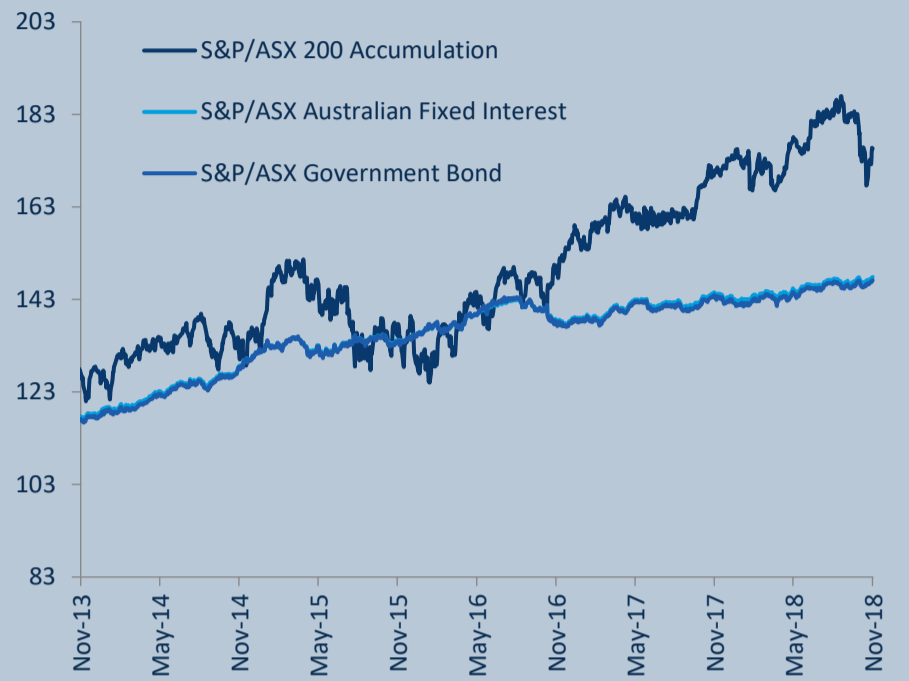
Trading days: 22

Period ending: Friday, 30 November 2018

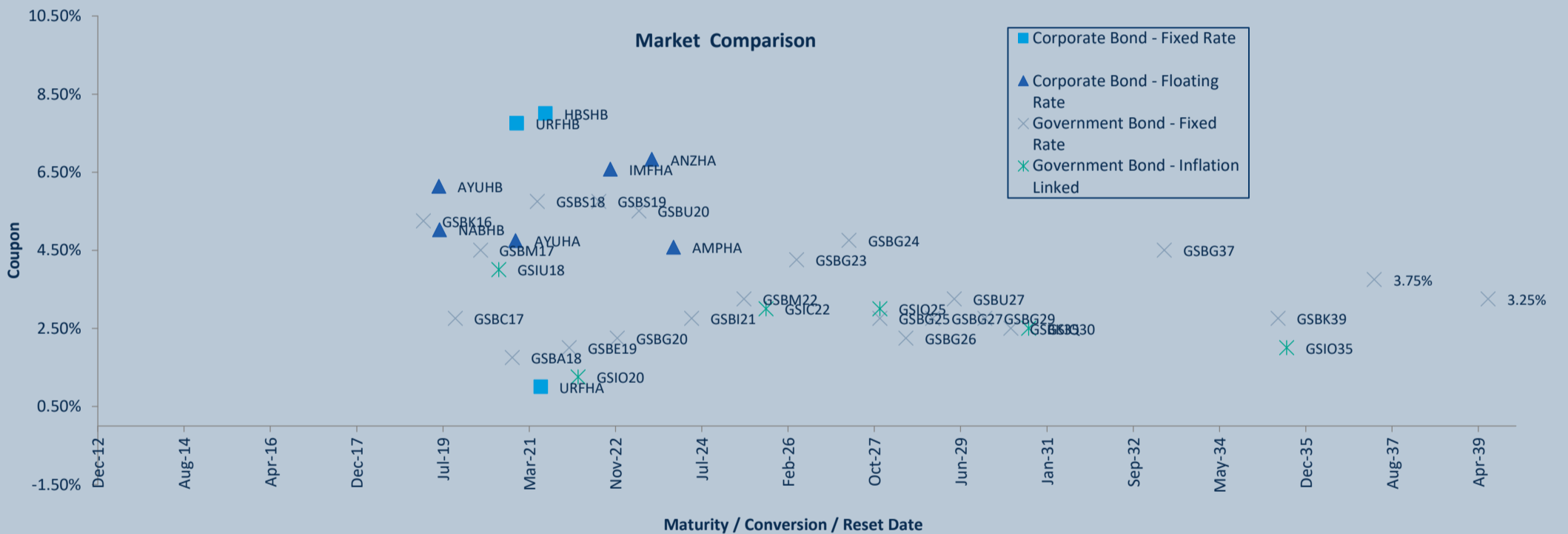
Australian Yield Curve



S&P Indices - rebased to 100



Market Comparison



### Snapshot by Category

Segment	Number listed	Market Cap \$b	Trades Total (#)	Trades per day (#)	Volume (#)	Value \$m
Corporate Bonds - Fixed Rate	4	0.4	267	12	49,127	5.1
Corporate Bonds - Floating Rate	7	0.9	350	16	67,096	6.8
Australian Government Bonds	33	568.3	402	18	148,196	16.3
<b>TOTAL</b>	<b>44</b>	<b>569.72</b>	<b>1,019</b>	<b>46</b>	<b>264,419</b>	<b>28.2</b>

### Recent Listings

Entity	ASX Code	Size (\$m)	Type	Listing Date	Issue Price	Maturity / Conv / Reset	Interest Rate / Dividend	Distribution Payable	Last Price
Australian Government Tre.	GSIC50	3750	Government Bonds - Inflation Li	26-Sep-2018	\$100.00	21-Feb-2050	1.00%	Quarterly	\$96.72
Australian Government Tre.	GSBI41	3600	Government Bonds - Fixed Rate	30-Jul-2018	\$100.00	21-May-2041	2.75%	Semi-Annual	\$94.07
Axesstoday Limited	AXLHA	55	Corporate Bonds - Floating Rate	23-Jul-2018	\$100.00	20-Jul-2023	4.90%	n/a	\$100.00
Australian Government Tre.	GSBI30	10,000.0	Government Bonds - Fixed Rate	14-Jun-2018	\$100.00	21-May-2030	2.50%	Semi-Annual	\$99.10
Australian Government Tre.	GSBU29	17,100.0	Government Bonds - Fixed Rate	29-Jan-2018	\$100.00	21-Nov-2029	2.75%	Semi-Annual	\$101.58
Australian Government Tre.	GSBU22	16,500.0	Government Bonds - Fixed Rate	16-Oct-2017	\$100.00	21-Nov-2022	2.25%	Semi-Annual	\$100.26
Australian Government Tre.	GSIU27	4,200.0	Government Bonds - Inflation Li	01-Sep-2017	\$100.00	21-Nov-2027	0.75%	Quarterly	\$101.57

\*BBSW = Bank Bill Swap Rate

\* As of the date of this report this security has not traded, the Last Price reflects the Issue Price



# Bonds:

## Monthly Update



### Market Capitalisation Trends

Government Bonds	Nov-16	Nov-17	% change	Last 12 months	
				Nov-18	% change
Market Cap (\$b)	477.9	547.2	14.5%	568.3	3.9%
Number listed (actual)	30	32	6.7%	33	3.1%
Month trades	229	219	-4.4%	402	83.6%
Month value (\$m)	15.7	8.8	-44.0%	16.3	84.6%

Corporate Bonds - Fixed Rate	Nov-16	Nov-17	% change	Last 12 months	
				Nov-18	% change
Market Cap (\$b)	0.6	0.6	2.7%	0.4	-25.6%
Number listed (actual)	5	5	0.0%	4	-20.0%
Month trades	181	296	63.5%	267	-9.8%
Month value (\$m)	3.5	4.5	28.1%	5.1	13.6%

Corporate Bonds - Floating Rate	Nov-16	Nov-17	% change	Last 12 months	
				Nov-18	% change
Market Cap (\$b)	6.2	1.8	-70.4%	0.9	-48.7%
Number listed (actual)	8	7	-12.5%	7	0.0%
Month trades	2,362	1,048	-55.6%	350	-66.6%
Month value (\$m)	74.1	34.1	-54.0%	6.8	-79.9%

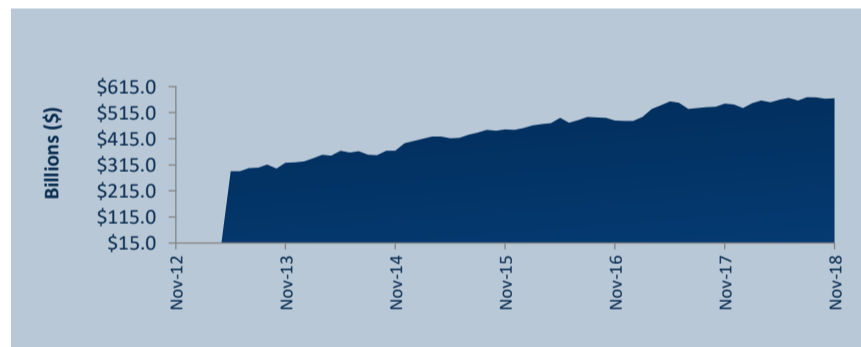
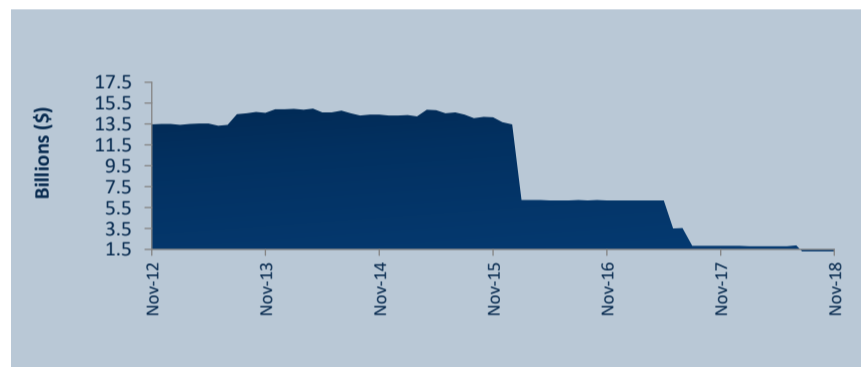
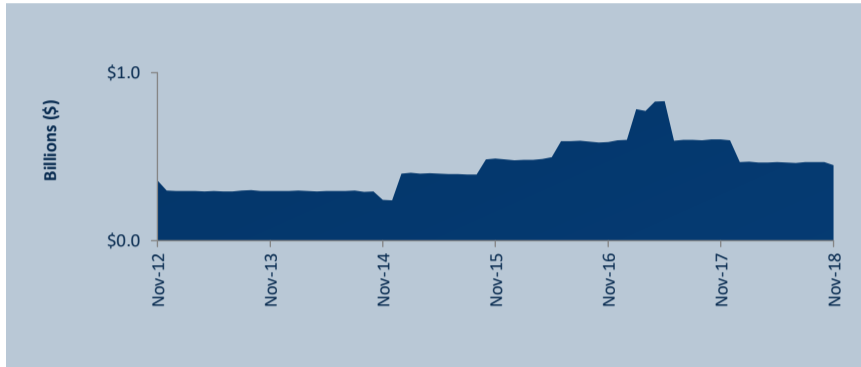
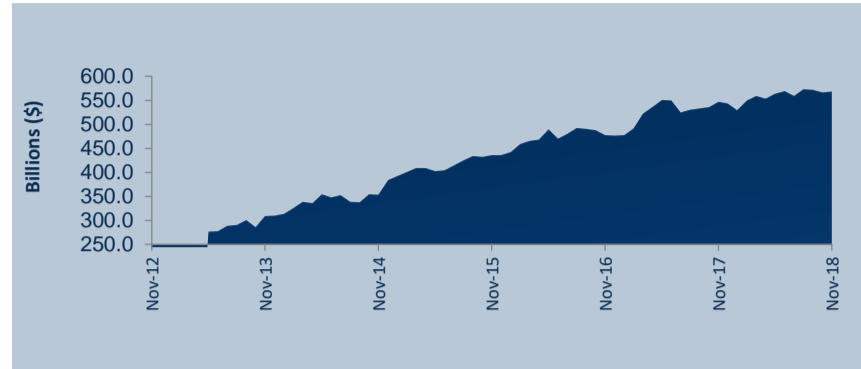
Total Bonds	Nov-16	Nov-17	% change	Last 12 months	
				Nov-18	% change
Market Cap (\$b)	484.7	549.7	13.4%	569.7	3.6%
Number listed (actual)	43	44	2.3%	44	0.0%
Month trades	2,772	1,563	-43.6%	1,019	-34.8%
Month value (\$m)	93.4	47.4	-49.2%	28.2	-40.4%

Most Actively Traded Securities by Value					
ASX Code	Security Type	Value (\$)	%Value	Volume	%Volume
AMPHA	Corporate Bonds - Floating Rate	2,927,869	10.37%	29,142	11.02%
PPCHA	Corporate Bonds - Fixed Rate	2,455,915	8.70%	23,178	8.77%
GSBG27	Government Bonds - Fixed Rate	1,876,573	6.65%	16,090	6.09%
AYUHB	Corporate Bonds - Floating Rate	1,749,358	6.19%	16,870	6.38%
GSBM22	Government Bonds - Fixed Rate	1,685,606	5.97%	14,703	5.56%
<b>TOTAL Top 5</b>		<b>10,695,321.23</b>	<b>37.87%</b>	<b>99,983</b>	<b>37.81%</b>

Annualised Liquidity	
Corporate Bonds - Fixed Rate	14%
Corporate Bonds - Floating Rate	9%
Government Bonds	0%

\*Annualised turnover by IRM Category

### Performance and Trading Activity Breakdown by Category





# Spotlight on Bonds:



ASX Profiles			Detail					Activity					Prices			Returns				
ASX Code	Issuer	Description	ASX Listed Date	Maturity / Conv / Reset	Coupon	Payment Frequency	Announced Ex Date	Announced Payment Date	Mkt Cap (\$m)	Traded Value (\$)	Traded Volume	Number of Trades	Monthly Liquidity %	Last *	Year High	Year Low	1 Month Price Return	1 Year Price Return	3 Year Price Return	5 Year Price Return
<b>Government Bonds - Fixed Rate</b>																				
GSBE19	Australian Government Treasury Bonds	Treasury Bond 5.25% 15-03-19 Semi	21-May-13	15-Mar-19	5.25%	Semi-Annual	06-Mar-19	15-Mar-19	\$ 13,520.68	\$ 1,225,340.20	11,981	37	0.01%	102.35	106.17	101.61	0.14%	-3.20%	-7.94%	-6.54%
GSBS19	Australian Government Treasury Bonds	Treasury Bond 2.75% 21-10-19 Semi	24-Jul-14	21-Oct-19	2.75%	Semi-Annual	11-Apr-19	23-Apr-19	\$ 15,083.73	\$ 496,331.68	4,910	10	0.00%	101.01	102.74	100.80	-0.09%	-1.03%	-1.83%	n/a
GSBG20	Australian Government Treasury Bonds	Treasury Bond 4.50% 15-04-20 Semi	21-May-13	15-Apr-20	4.50%	Semi-Annual	04-Apr-19	15-Apr-19	\$ 24,594.17	\$ 1,046,321.53	10,062	27	0.00%	104.13	107.23	103.63	0.28%	-2.59%	-5.60%	-0.88%
GSBU20	Australian Government Treasury Bonds	Treasury Bond 1.75% 21-11-20 Semi	14-Apr-15	21-Nov-20	1.75%	Semi-Annual	10-May-19	21-May-19	\$ 25,351.74	\$ 1,340,001.39	13,436	30	0.01%	99.61	100.60	99.12	-0.95%	-0.10%	2.22%	n/a
GSBI21	Australian Government Treasury Bonds	Treasury Bond 5.75% 15-05-21 Semi	21-May-13	15-May-21	5.75%	Semi-Annual	06-May-19	15-May-19	\$ 32,973.73	\$ 1,291,726.20	11,844	20	0.00%	109.19	114.00	108.83	-2.47%	-3.36%	-7.23%	-2.64%
GSBW21	Australian Government Treasury Bonds	Treasury Bond 2.00% 21-12-21 Semi	30-Jan-17	21-Dec-21	2.00%	Semi-Annual	12-Dec-18	21-Dec-18	\$ 17,516.58	\$ 999,168.80	9,940	1	0.01%	100.67	100.70	98.80	0.21%	0.18%	n/a	n/a
GSBM22	Australian Government Treasury Bonds	Treasury Bond 5.75% 15-07-22 Semi	21-May-13	15-Jul-22	5.75%	Semi-Annual	04-Jan-19	15-Jan-19	\$ 28,746.79	\$ 1,685,605.76	14,703	28	0.01%	114.99	118.27	113.56	-0.03%	-2.80%	-5.75%	0.30%
GSBU22	Australian Government Treasury Bonds	Treasury Bond 2.25% 21-11-22 Semi	16-Oct-17	21-Nov-22	2.25%	Semi-Annual	10-May-19	21-May-19	\$ 16,569.14	\$ 26,533.17	264	3	0.00%	100.42	101.77	99.48	-1.33%	n/a	n/a	n/a
GSBG23	Australian Government Treasury Bonds	Treasury Bond 5.50% 21-04-23 Semi	21-May-13	21-Apr-23	5.50%	Semi-Annual	11-Apr-19	23-Apr-19	\$ 27,620.80	\$ 932,011.50	8,161	21	0.00%	114.61	118.00	113.80	0.16%	-2.49%	-3.60%	3.07%
GSBG24	Australian Government Treasury Bonds	Treasury Bond 2.75% 21-04-24 Semi	21-May-13	21-Apr-24	2.75%	Semi-Annual	11-Apr-19	23-Apr-19	\$ 25,319.97	\$ 4,087.60	40	1	0.00%	102.51	103.84	101.33	0.21%	-0.38%	2.01%	16.13%
GSBG25	Australian Government Treasury Bonds	Treasury Bond 3.25% 21-04-25 Semi	30-May-13	21-Apr-25	3.25%	Semi-Annual	11-Apr-19	23-Apr-19	\$ 27,510.18	\$ 805,730.22	7,635	21	0.00%	105.40	107.30	103.95	0.04%	-0.99%	2.60%	15.06%
GSBG26	Australian Government Treasury Bonds	Treasury Bond 4.25% 21-04-26 Semi	18-Mar-14	21-Apr-26	4.25%	Semi-Annual	11-Apr-19	23-Apr-19	\$ 35,442.86	\$ 2,468.44	22	2	0.00%	112.52	114.45	111.82	0.42%	0.19%	-2.14%	n/a
GSBG27	Australian Government Treasury Bonds	Treasury Bond 4.75% 21-04-27 Semi	21-May-13	21-Apr-27	4.75%	Semi-Annual	11-Apr-19	23-Apr-19	\$ 34,876.20	\$ 1,876,573.44	16,090	33	0.01%	117.43	120.08	115.41	0.50%	-1.93%	-1.81%	13.76%
GSBU27	Australian Government Treasury Bonds	Treasury Bond 2.75% 21-11-27 Semi	28-Jan-16	21-Nov-27	2.75%	Semi-Annual	10-May-19	21-May-19	\$ 28,425.60	\$ 10,150.00	100	1	0.00%	101.52	101.73	99.84	0.11%	-0.68%	n/a	n/a
GSBI28	Australian Government Treasury Bonds	Treasury Bond 2.25% 21-05-28 Semi	19-May-16	21-May-28	2.25%	Semi-Annual	10-May-19	21-May-19	\$ 27,013.26	\$ 415,474.26	4,326	6	0.00%	97.17	98.05	94.70	-0.90%	0.15%	n/a	n/a
GSBU28	Australian Government Treasury Bonds	Treasury Bond 2.75% 21-11-28 Semi	02-Mar-17	21-Nov-28	2.75%	Semi-Annual	10-May-19	21-May-19	\$ 26,083.58	\$ 108,471.97	1,062	19	0.00%	101.89	103.40	99.42	-0.77%	0.01%	n/a	n/a
GSBG29	Australian Government Treasury Bonds	Treasury Bond 3.25% 21-04-29 Semi	21-May-13	21-Apr-29	3.25%	Semi-Annual	11-Apr-19	23-Apr-19	\$ 26,782.10	\$ -	-	-	0.00%	106.28	108.31	103.95	-0.53%	0.82%	4.12%	25.09%
GSBU29	Australian Government Treasury Bonds	Treasury Bond 2.75% 21-11-29 Semi	29-Jan-18	21-Nov-29	2.75%	Semi-Annual	10-May-19	21-May-19	\$ 17,370.18	\$ 56,884.80	560	1	0.00%	101.58	103.14	98.57	-0.37%	n/a	n/a	n/a
GSBI30	Australian Government Treasury Bonds	Treasury Bond 2.50% 21-05-30 Semi	14-Jun-18	21-May-30	2.50%	Semi-Annual	10-May-19	21-May-19	\$ 9,871.00	\$ 2,378.40	24	1	0.00%	98.71	100.00	97.89	-0.48%	n/a	n/a	n/a
GSBG33	Australian Government Treasury Bonds	Treasury Bond 4.50% 21-04-33 Semi	22-Nov-13	21-Apr-33	4.50%	Semi-Annual	11-Apr-19	23-Apr-19	\$ 16,860.70	\$ 1,391,873.06	11,561	26	0.01%	121.30	123.85	117.33	0.17%	-0.20%	3.81%	25.37%
GSBK35	Australian Government Treasury Bonds	Treasury Bond 2.75% 21-06-35 Semi	30-Mar-15	21-Jun-35	2.75%	Semi-Annual	12-Dec-18	21-Dec-18	\$ 6,911.08	\$ 144,607.67	1,471	4	0.00%	99.44	100.24	93.84	-0.61%	0.98%	7.66%	n/a
GSBG37	Australian Government Treasury Bonds	Treasury Bond 3.75% 21-04-37 Semi	21-Oct-14	21-Apr-37	3.75%	Semi-Annual	11-Apr-19	23-Apr-19	\$ 13,027.61	\$ 1,344,888.47	12,097	27	0.01%	112.31	114.88	107.97	0.27%	0.45%	7.73%	n/a
GSBK39	Australian Government Treasury Bonds	Treasury Bond 3.25% 21-06-39 Semi	20-Oct-15	21-Jun-39	3.25%	Semi-Annual	12-Dec-18	21-Dec-18	\$ 8,419.44	\$ 1,557.50	15	2	0.00%	105.24	106.19	98.70	-0.30%	0.96%	7.02%	n/a
GSBI41	Australian Government Treasury Bonds	Treasury Bond 2.75% 21-05-41 Semi	30-Jul-18	21-May-41	2.75%	Semi-Annual	10-May-19	21-May-19	\$ 3,425.76	\$ 3,405.76	36	2	0.00%	95.16	97.60	94.07	0.73%	n/a	n/a	n/a
GSBE47	Australian Government Treasury Bonds	Treasury Bond 3.00% 21-03-47 Semi	19-Oct-16	21-Mar-47	3.00%	Semi-Annual	12-Mar-19	21-Mar-19	\$ 12,857.26	\$ 88,187.23	907	12	0.00%	98.90	101.77	91.70	-0.01%	3.18%	n/a	n/a
<b>Government Bonds - Inflation Linked</b>																				
GSIO20	Australian Government Treasury Indexed Bon	Treas Indexed Bond Cpi+4.00% 20-08-20 Qly	21-May-13	20-Aug-20	4.00%	Quarterly	11-Feb-19	20-Feb-19	\$ 5,533.37	\$ 383,142.38	2,091	7	0.01%	182.00	185.40	181.67	-0.87%	-1.65%	-5.10%	-1.39%
GSIC22	Australian Government Treasury Indexed Bon	Treas Indexed Bond Cpi+1.25% 21-02-22 Qly	21-May-13	21-Feb-22	1.25%	Quarterly	12-Feb-19	21-Feb-19	\$ 7,133.58	\$ 67,059.46	576	17	0.00%	116.18	116.96	114.53	-0.67%	0.68%	2.02%	14.29%
GSIQ25	Australian Government Treasury Indexed Bon	Treas Indexed Bond Cpi+3.00% 20-09-25 Qly	21-May-13	20-Sep-25	3.00%	Quarterly	11-Dec-18	20-Dec-18	\$ 10,156.69	\$ 290,563.29	2,057	21	0.00%	141.20	142.78	139.90	-0.43%	-0.74%	-0.96%	12.54%
GSIU27	Australian Government Treasury Indexed Bon	Treas Indexed Bond Cpi+0.75% 21-11-27 Qly	01-Sep-17	21-Nov-27	3.00%	Quarterly	12-Feb-19	21-Feb-19	\$ 4,296.18	\$ -	-	-	0.00%	102.29	103.32	99.84	0.71%	1.43%	n/a	n/a
GSIQ30	Australian Government Treasury Indexed Bon	Treas Indexed Bond Cpi+2.50% 20-09-30 Qly	21-May-13	20-Sep-30	2.50%	Quarterly	11-Dec-18	20-Dec-18	\$ 6,380.56	\$ 67,410.80	475	17	0.00%	142.02	144.47	139.40	-0.32%	0.20%	1.66%	22.71%
GSIO35	Australian Government Treasury Indexed Bon	Treas Indexed Bond Cpi+2.00% 21-08-35 Qly	01-Oct-13	21-Aug-35	2.00%	Quarterly	12-Feb-19	21-Feb-19	\$ 5,071.44	\$ -	-	-	0.00%	128.39	131.33	125.45	-0.61%	2.89%	6.99%	31.02%
GSIO40	Australian Government Treasury Indexed Bon	Treas Indexed Bond Cpi+1.25% 21-08-40 Qly	18-Aug-15	21-Aug-40	1.25%	Quarterly	12-Feb-19	21-Feb-19	\$ 3,916.64	\$ 43,757.20	400	1	0.00%	110.33	113.49	107.46	-0.83%	0.05%	9.25%	n/a
GSIC50	Australian Government Treasury Indexed Bon	Treas Indexed Bond Cpi+1.00% 21-02-50 Qly	26-Sep-18	21-Feb-50	1.25%	Quarterly	12-Feb-19	21-Feb-19	\$ 3,665.25	\$ 130,906.25	1,350	4	0.00%	97.74	97.64	96.22	0.99%	n/a	n/a	n/a
<b>Corporate Bonds - Fixed Rate</b>																				
MVTHA	Mercantile Investment Company Ltd	Bond 8.00% 10-07-21 Semi Sub	30-Jun-16	10-Jul-21	8.00%	Semi-Annual			\$ 23.30	\$ 313,608.07	3,034	23	1.35%	104.45	104.75	99.49	0.38%	1.41%	n/a	n/a
PPCHA	Peet Limited	Simple Bond 7.50% Semi 07-06-21	08-Jun-16	07-Jun-21	1.00%	Semi-Annual	06-Dec-18	17-Dec-18	\$ 106.00	\$ 2,455,914.87	23,178	78	2.32%	106.00	107.25	102.35	-0.15%	-0.75%	n/a	n/a
URFHB	US Masters Residential Property Fund	Bond 7.75% 24-12-20 Qly Red T 12-18	27-Oct-15	24-Dec-20	7.75%	Quarterly			\$ 90.54	\$ 212,044.90	2,120	10	0.23%	100.00	102.48	97.00	0.00%	-1.32%	-3.74%	n/a
URFHC	US Masters Residential Property Fund	Bond 7.75% 24-12-21 Qly Red T 12-19	23-Feb-17	24-Dec-21	7.75%	Quarterly			\$ 176.75	\$ 695,198.85	6,897	37	0.39%	101.00	102.40	98.00	0.20%	-0.91%	n/a	n/a
<b>Corporate Bonds - Floating Rate</b>																				
AMPHA	AMP Limited	Sub Bond 3-Bbsw+2.65% 18-12-23 Cum Red T-12-18	19-Dec-13	18-Dec-23	4.57%	Quarterly	07-Dec-18	18-Dec-18	\$ 327.93	\$ 2,927,869.06	29,142	117	0.89%	100.90	103.45	99.50	0.60%	-1.22%	-0.86%	n/a
AXLHA	Axesstoday Limited	Simple Bond 3-Bbsw+4.90% 20-07-23	23-Jul-18	20-Jul-23	6.82%	n/a	20-Dec-18	31-Dec-18	\$ 55.00	\$ -	-	-	0.00%	100.00	101.25	99.90	0.00%	n/a	n/a	n/a
AYUHB	Australian Unity Limited	Simple Bond 3-Bbsw+2.80% 15-12-20	16-Dec-15	15-Dec-20	4.74%	Quarterly	03-Jan-19	14-Jan-19	\$ 260.03	\$ 1,749,358.10	16,870	115	0.67%	104.01	105.70	102.40	0.38%	-0.47%	n/a	n/a
IMFHA	IMF Bentham Limited	Bond 3-Bbsw+4.20% 30-06-19 Sec	30-Apr-14	30-Jun-19	6.14%	Quarterly	28-Dec-18	08-Jan-19	\$ 51.13	\$ 894,200.66	8,777	51	1.75%	102.25	103.99	100.00	0.49%	-1.64%	0.64%	n/a
PPCHA	Peet Limited	Simple Bond 3-Bbsw+4.65% 05-10-22	10-Jul-17	05-Oct-22	6.57%	n/a	27-Dec-18	07-Jan-19	\$ 51.50	\$ 854,143.57	8,239	31	1.66%	103.00	105.00	101.75	-1.34%	-0.58%	n/a	n/a
TTSHA	Tatts Group Limited	Bond 3-Bbsw+ 3.10% 5-07-2019	02-Jul-12	05-Jul-19	5.02%	Quarterly	27-Dec-18	07-Jan-19	\$ 194.33	\$ 413,957.22	4,068	36	0.21%	101.22	104.58	100.55	-0.76%	-2.12%	-1.21%	-3.00%
VLWHA	Villa World Limited	Simple Bond 3-Bbsw+4.75% 21-04-22	24-Apr-17	21-Apr-22	6.68%	Quarterly	10-Jan-19	21-Jan-19	\$ 52.00	\$ 1,440,493.73	13,898	119	2.77%	104.00	106.00	102.00	-0.48%	0.88%	n/a	n/a

\* Australian Government Treasury / Index Bonds are recorded at the valuation price

All values are as at Nov-18.

## Past Performance is not a reliable indicator of future performance.



**Martin Dinh**  
 Senior Product Manager  
 +61 2 9227 0318  
 martin.dinh@asx.com.au

Information provided does not constitute financial product advice. You should obtain independent advice from an Australian financial services licensee before making any financial decisions. Although ASX Limited ABN 98 008 624 691 and its related bodies corporate ("ASX") has made every effort to ensure the accuracy of the information as at the date of publication, ASX does not give any warranty or representation as to the accuracy, reliability or completeness of the information. To the extent permitted by law, ASX and its employees, officers and contractors shall not be liable for any loss or damage arising in any way (including by way of negligence) from or in connection with any information provided or omitted or from any one acting or refraining to act in reliance on this information.  
 © Copyright 2018 ASX Operators Pty Limited ABN 42 004 523 782. All rights reserved 2018

