



Bonds:

Monthly Update: November 2019



Month: Nov-19

Trading days: 21

Period ending: Friday, 29 November 2019

Snapshot by Category

Australian Bond Segment	Number listed	Market Cap \$b	Trades Total (#)	Trades per day (#)	Volume (#)	Value \$m
Corporate Bonds - Fixed Rate	5	0.7	361	17	75,933	\$7.50
Corporate Bonds - Floating Rate	7	0.6	389	19	78,802	\$7.97
Australian Government Bonds	32	0.2	792	38	134,655	\$16.66
Total	44	1.57	1,542	73	289,390	\$32.13

Recent Listings

Entity	ASX Code	Size (\$m)	Type	Listing Date	Issue Price	Maturity / Conv / Reset	Interest Rate / Dividend	Distribution Frequency	Last Price
Virgin Australia Holdings Lin	VAHHA	\$325	Corporate Bonds - Fixed Rate	27-Nov-2019	\$100.00	26-Nov-2024	8.00%	S/A	\$99.48
Australian Unity Limited	AYUHC	\$115	Corporate Bonds - Floating Rate	18-Oct-2019	\$100.00	15-Dec-2024	2.85%	Qtrly	\$101.70
Australian Unity Limited	AYUHD	\$207	Corporate Bonds - Floating Rate	18-Oct-2019	\$100.00	15-Dec-2026	3.00%	Qtrly	\$100.60
Australian Government Trea	GSBK31	\$15,000	Government Bonds - Fixed Rate	03-Jun-2019	\$100.00	21-Jun-2031	1.50%	S/A	\$104.49
Australian Government Trea	GSIC50	\$3,850	Government Bonds - Inflation Lin	26-Sep-2018	\$100.00	21-Feb-2050	1.00%	Qtrly	\$121.97
Australian Government Trea	GSBI41	\$4,600	Government Bonds - Fixed Rate	30-Jul-2018	\$100.00	21-May-2041	2.75%	S/A	\$123.10
A.C.N. 603 323 182 Limited	AXLHA	\$55	Corporate Bonds - Floating Rate	23-Jul-2018	\$100.00	20-Jul-2023	5.85%	Qtrly	\$100.00
Australian Government Trea	GSBI30	\$26,000	Government Bonds - Fixed Rate	14-Jun-2018	\$100.00	21-May-2030	2.50%	S/A	\$114.73
Australian Government Trea	GSBU29	\$26,100	Government Bonds - Fixed Rate	29-Jan-2018	\$100.00	21-Nov-2029	2.75%	S/A	\$117.16
Australian Government Trea	GSBU22	\$16,500	Government Bonds - Fixed Rate	16-Oct-2017	\$100.00	21-Nov-2022	2.25%	S/A	\$105.42

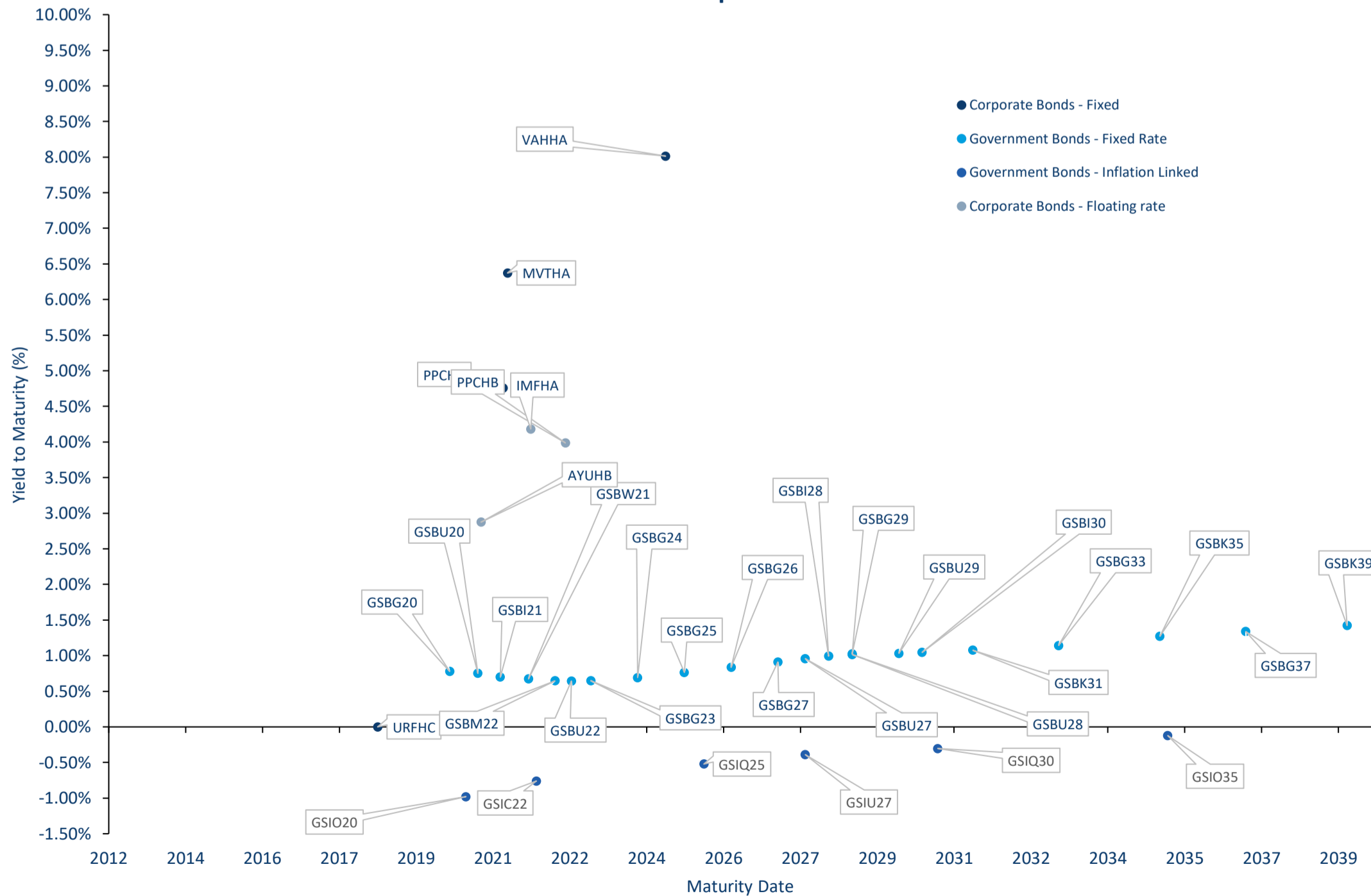
*BBSW = Bank Bill Swap Rate

*As of the date of this report this security has not traded, the Last Price reflects the Issue Price

Most Actively Traded Securities by Value

ASX Code	Security Type	Value (\$)	Value (%)	Volume	Volume (%)
VAHHA	Corporate Bonds - Fixed Rate	\$5,047,813	15.71%	50,537	17.46%
AYUHD	Corporate Bonds - Floating Rate	\$3,902,216	12.14%	38,841	13.42%
GSBE47	Government Bonds - Fixed Rate	\$3,410,301	10.61%	26,719	9.23%
GSBG27	Government Bonds - Fixed Rate	\$2,815,280	8.76%	22,235	7.68%
GSBG33	Government Bonds - Fixed Rate	\$2,422,539	7.54%	17,272	5.97%
Total		\$17,598,149.57	54.77%	155,604	53.77%

Market Comparison





Bonds:

Monthly Update: November 2019



Market Capitalisation Trends


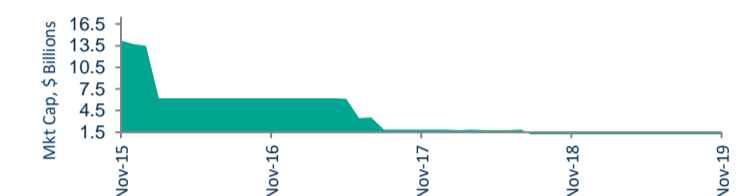
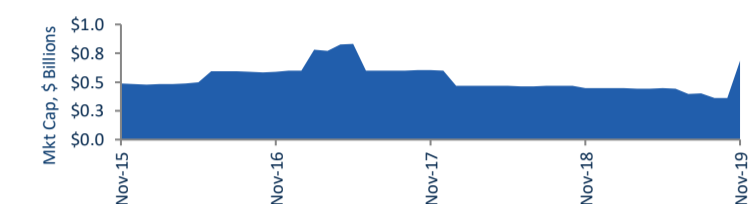
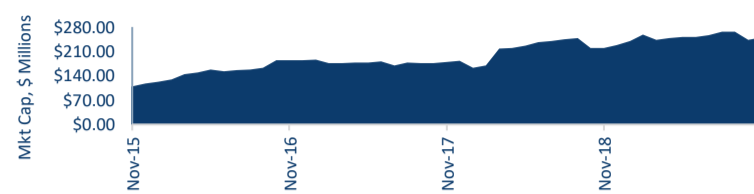
Government Bonds				Last 12 months	
	Nov-17	Nov-18	% change	Nov-19	% change
Market Cap (\$b)	\$0.18	\$0.22	22.5%	\$0.25	14.0%
Number listed (actual)	32	33	3.1%	\$32.00	-3.0%
Month trades	219	402	83.6%	\$792.00	97.0%
Month value (\$m)	\$8.82	\$16.28	84.6%	\$16.66	2.3%

Corporate Bonds - Fixed Rate				Last 12 months	
	Nov-17	Nov-18	% change	Nov-19	% change
Market Cap (\$b)	\$0.60	\$0.45	-25.6%	\$0.69	52.8%
Number listed (actual)	5	4	-20.0%	\$5.00	25.0%
Month trades	296	267	-9.8%	\$361.00	35.2%
Month value (\$m)	\$4.51	\$5.12	13.6%	\$7.50	46.6%

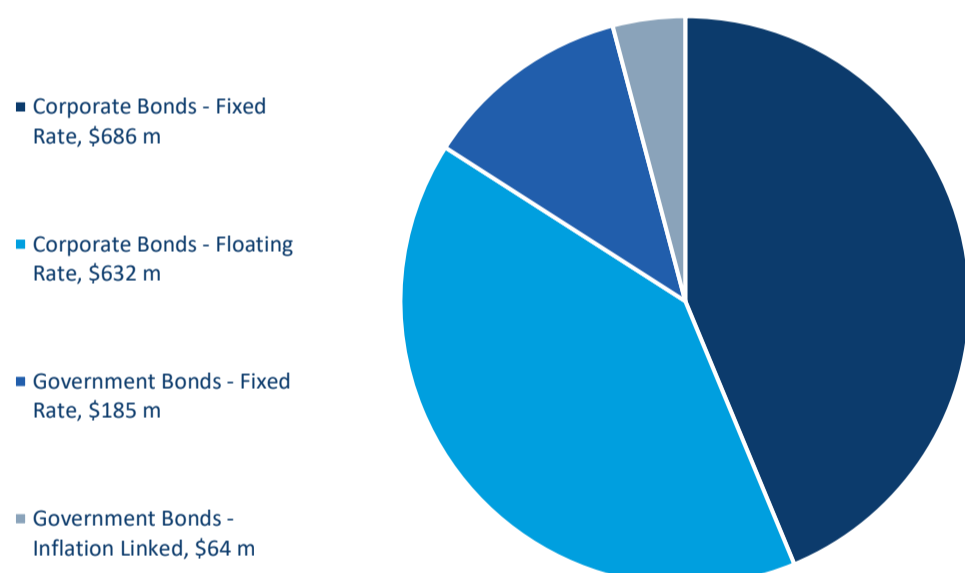
Corporate Bonds - Floating Rate				Last 12 months	
	Nov-17	Nov-18	% change	Nov-19	% change
Market Cap (\$b)	\$1.83	\$0.97	-47.2%	\$0.63	-34.6%
Number listed (actual)	7	7	0.0%	\$7.00	0.0%
Month trades	1,048	350	-66.6%	\$389.00	11.1%
Month value (\$m)	\$34.09	\$6.84	-79.9%	\$7.97	16.6%

Total Bonds				Last 12 months	
	Nov-17	Nov-18	% change	Nov-19	% change
Market Cap (\$b)	\$2.61	\$1.63	-37.4%	\$1.57	-4.1%
Number listed (actual)	44	44	0.0%	\$44.00	0.0%
Month trades	1,563	1,019	-34.8%	\$1,542.00	51.3%
Month value (\$m)	\$47.42	\$28.24	-40.4%	\$32.13	13.8%

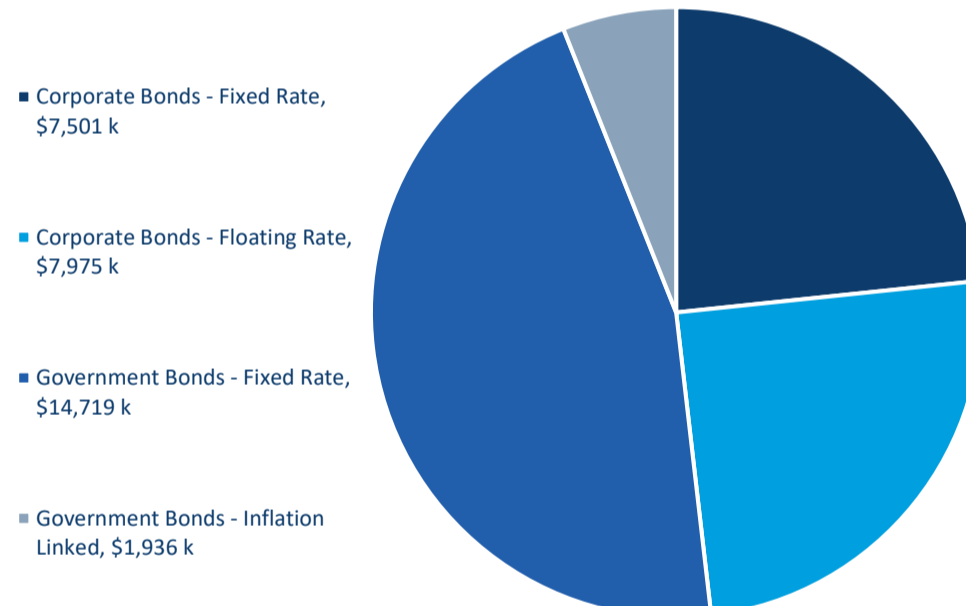
Performance and Trading Activity Breakdown by Category



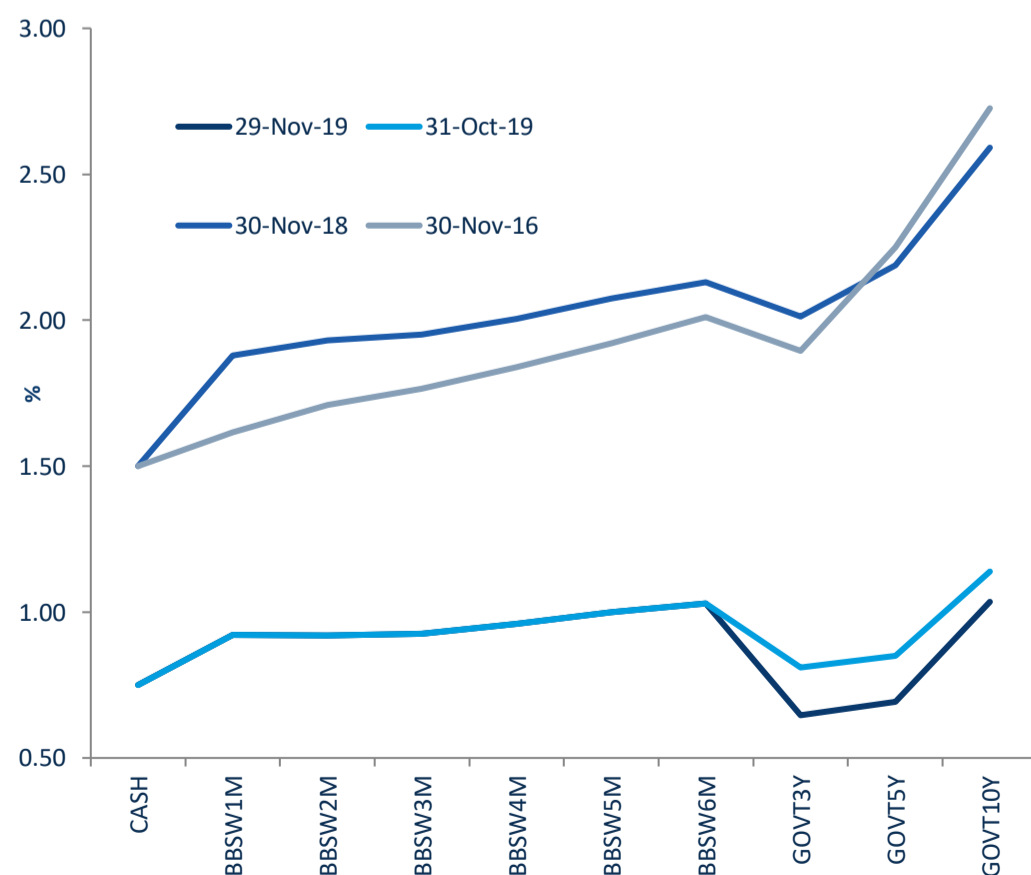
Bonds Mkt Cap Breakdown by Type



Bonds Breakdown by Traded Value



Australian Yield Curve



S&P Indices - rebased to 100

