



Bonds:

Month Update: January 2020



Month: Jan-20

Trading days: 21

Period ending: Friday, 31 January 2020

Snapshot by Category

Australian Bond Segment	Number listed	Market Cap \$b	Trades Total (#)	Trades per day (#)	Volume (#)	Value \$m
Corporate Bonds - Fixed Rate	5	0.6	645	31	235,402	\$21.79
Corporate Bonds - Floating Rate	7	0.6	265	13	50,846	\$5.17
Australian Government Bonds	33	0.3	473	23	118,337	\$13.11
Total	45	1.50	1,383	66	404,585	\$40.07

Recent Listings

Entity	ASX Code	Size (\$m)	Type	Listing Date	Issue Price	Maturity / Conv / Reset	Interest Rate / Dividend	Distribution Frequency	Last Price
Australian Government Trea	GSBI32	\$5,940	Government Bonds - Fixed Rate	28-Jan-2020	\$99.00	21-May-2032	1.25%	S/A	\$0.00
Virgin Australia Holdings Lirr	VAHHA	\$325	Corporate Bonds - Fixed Rate	27-Nov-2019	\$100.00	26-Nov-2024	8.00%	S/A	\$99.49
Australian Unity Limited	AYUHC	\$115	Corporate Bonds - Floating Rate	18-Oct-2019	\$100.00	15-Dec-2024	2.89%	Qtrly	\$102.00
Australian Unity Limited	AYUHD	\$207	Corporate Bonds - Floating Rate	18-Oct-2019	\$100.00	15-Dec-2026	3.04%	Qtrly	\$102.15
Australian Government Trea	GSBK31	\$16,200	Government Bonds - Fixed Rate	03-Jun-2019	\$100.00	21-Jun-2031	1.50%	S/A	\$105.21
Australian Government Trea	GSIC50	\$3,850	Government Bonds - Inflation Lin	26-Sep-2018	\$100.00	21-Feb-2050	1.00%	Qtrly	\$119.71
Australian Government Trea	GSBI41	\$4,600	Government Bonds - Fixed Rate	30-Jul-2018	\$100.00	21-May-2041	2.75%	S/A	\$124.12
A.C.N. 603 323 182 Limited	AXLHA	\$55	Corporate Bonds - Floating Rate	23-Jul-2018	\$100.00	20-Jul-2023	5.82%	Qtrly	\$100.00
Australian Government Trea	GSBI30	\$27,300	Government Bonds - Fixed Rate	14-Jun-2018	\$100.00	21-May-2030	2.50%	S/A	\$113.01
Australian Government Trea	GSBU29	\$26,900	Government Bonds - Fixed Rate	29-Jan-2018	\$100.00	21-Nov-2029	2.75%	S/A	\$116.44

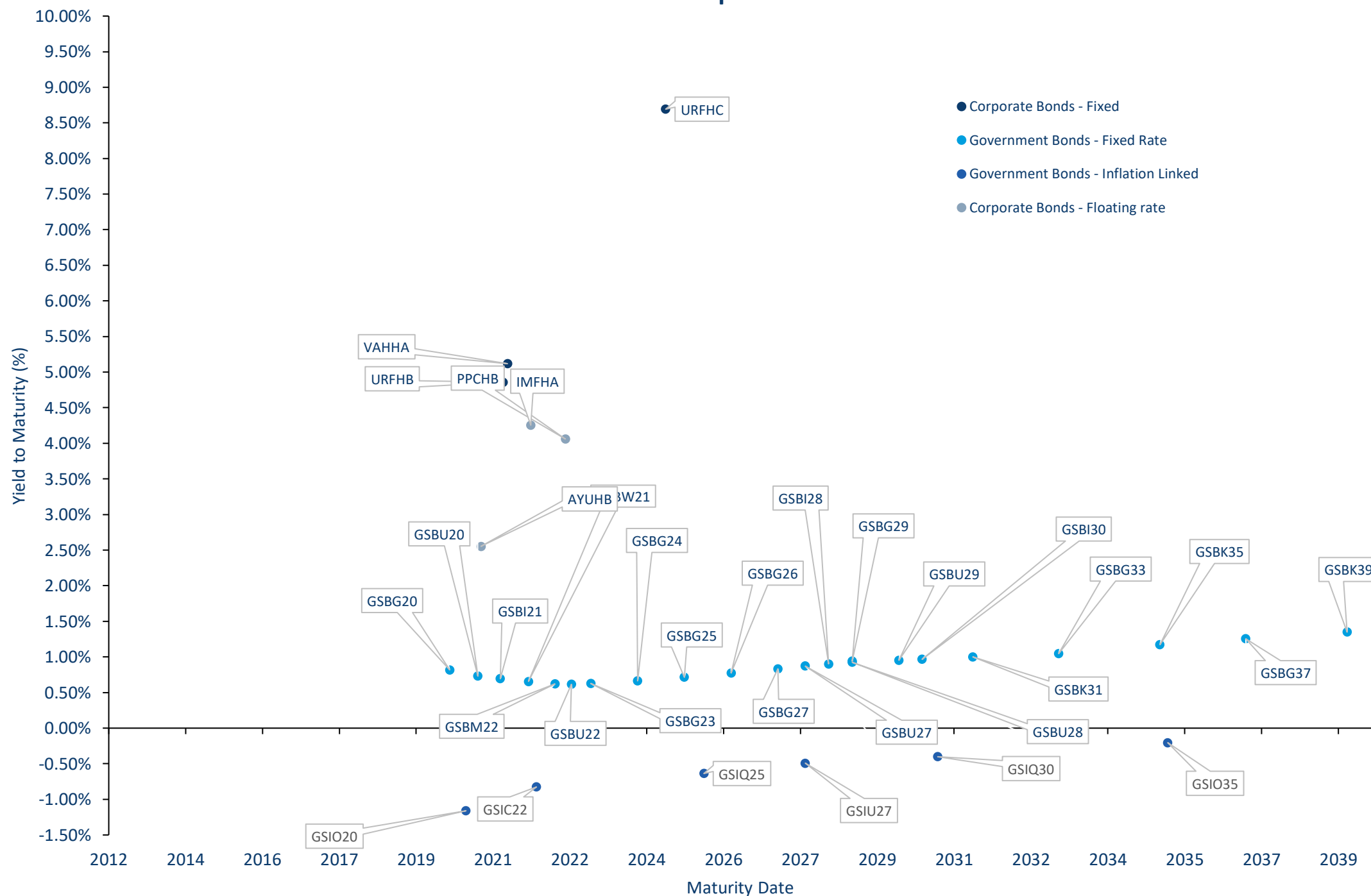
*BBSW = Bank Bill Swap Rate

*As of the date of this report this security has not traded, the Last Price reflects the Issue Price

Most Actively Traded Securities by Value

ASX Code	Security Type	Value (\$)	Value (%)	Volume	Volume (%)
VAHHA	Corporate Bonds - Fixed Rate	\$16,402,046	40.93%	165,221	40.84%
URFHC	Corporate Bonds - Fixed Rate	\$4,248,218	10.60%	42,415	10.48%
GSBM22	Government Bonds - Fixed Rate	\$2,917,870	7.28%	25,931	6.41%
GSBU20	Government Bonds - Fixed Rate	\$2,322,572	5.80%	22,937	5.67%
GSBI21	Government Bonds - Fixed Rate	\$2,287,282	5.71%	21,264	5.26%
Total		\$28,177,987.95	70.32%	277,768	68.66%

Market Comparison





Bonds:

Month Update: January 2020



Market Capitalisation Trends

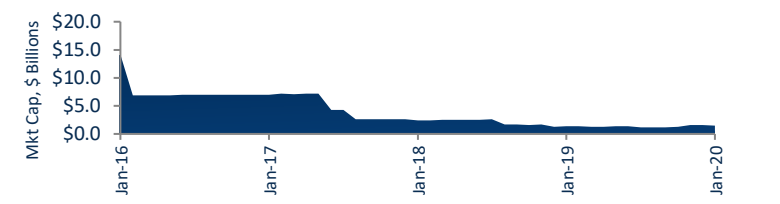
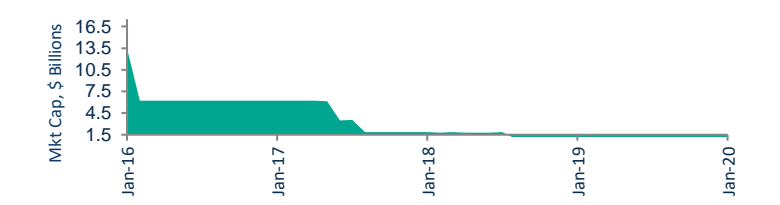
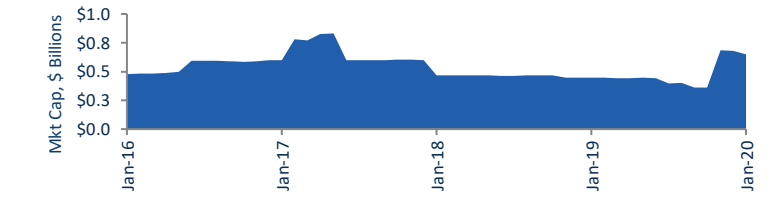
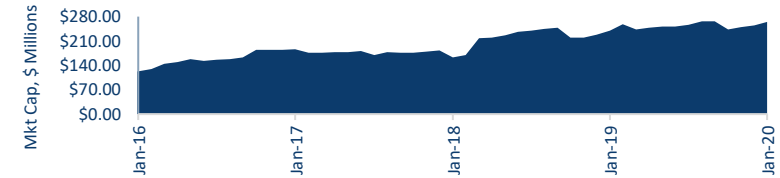
Government Bonds	Jan-18	Jan-19	% change	Last 12 months Jan-20	% change
Market Cap (\$b)	\$0.16	\$0.24	46.9%	\$0.26	10.6%
Number listed (actual)	32	32	0.0%	\$33.00	3.1%
Month trades	220	424	92.7%	\$473.00	11.6%
Month value (\$m)	\$6.88	\$13.07	90.1%	\$13.11	0.3%

Corporate Bonds - Fixed Rate	Jan-18	Jan-19	% change	Last 12 months Jan-20	% change
Market Cap (\$b)	\$0.47	\$0.45	-4.0%	\$0.65	44.8%
Number listed (actual)	5	4	-20.0%	\$5.00	25.0%
Month trades	215	211	-1.9%	\$645.00	205.7%
Month value (\$m)	\$3.44	\$2.82	-17.8%	\$21.79	672.0%

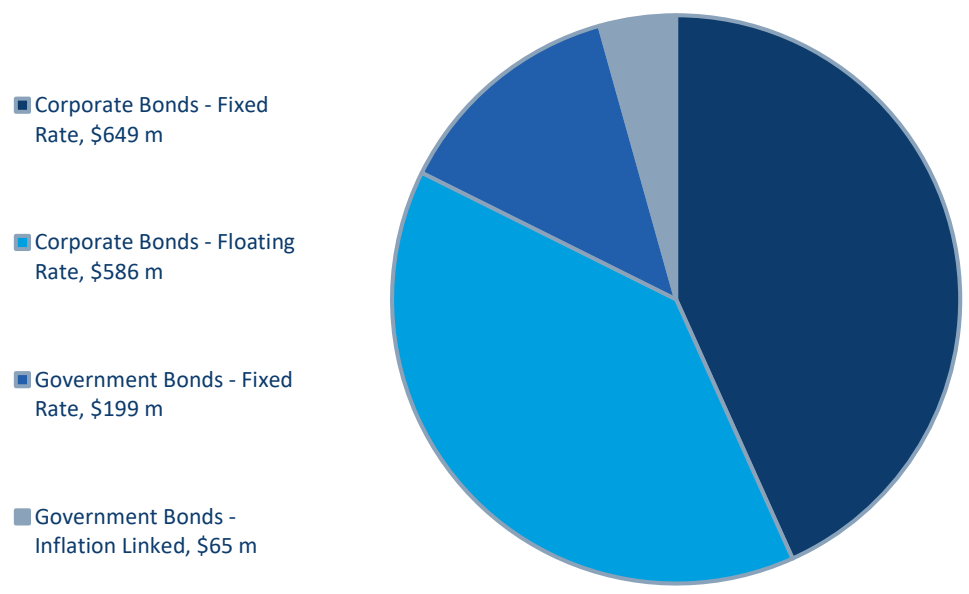
Corporate Bonds - Floating Rate	Jan-18	Jan-19	% change	Last 12 months Jan-20	% change
Market Cap (\$b)	\$1.83	\$0.64	-65.2%	\$0.59	-8.2%
Number listed (actual)	7	6	-14.3%	\$7.00	16.7%
Month trades	662	247	-62.7%	\$265.00	7.3%
Month value (\$m)	\$20.51	\$7.97	-61.1%	\$5.17	-35.1%

Total Bonds	Jan-18	Jan-19	% change	Last 12 months Jan-20	% change
Market Cap (\$b)	\$2.46	\$1.32	-46.2%	\$1.50	13.2%
Number listed (actual)	44	42	-4.5%	\$45.00	7.1%
Month trades	1,097	882	-19.6%	\$1,383.00	56.8%
Month value (\$m)	\$30.82	\$23.86	-22.6%	\$40.07	67.9%

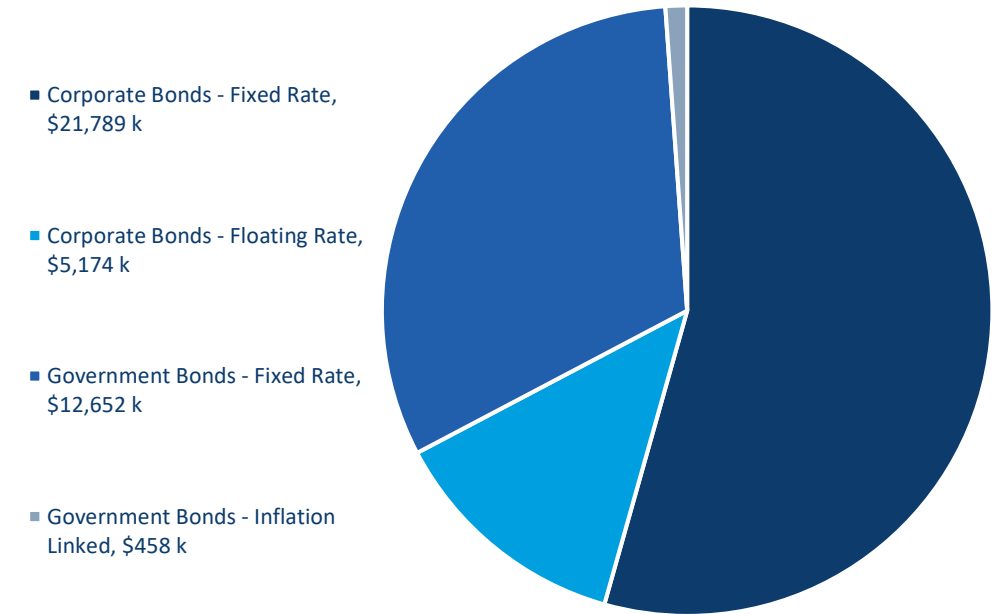
Performance and Trading Activity Breakdown by Category



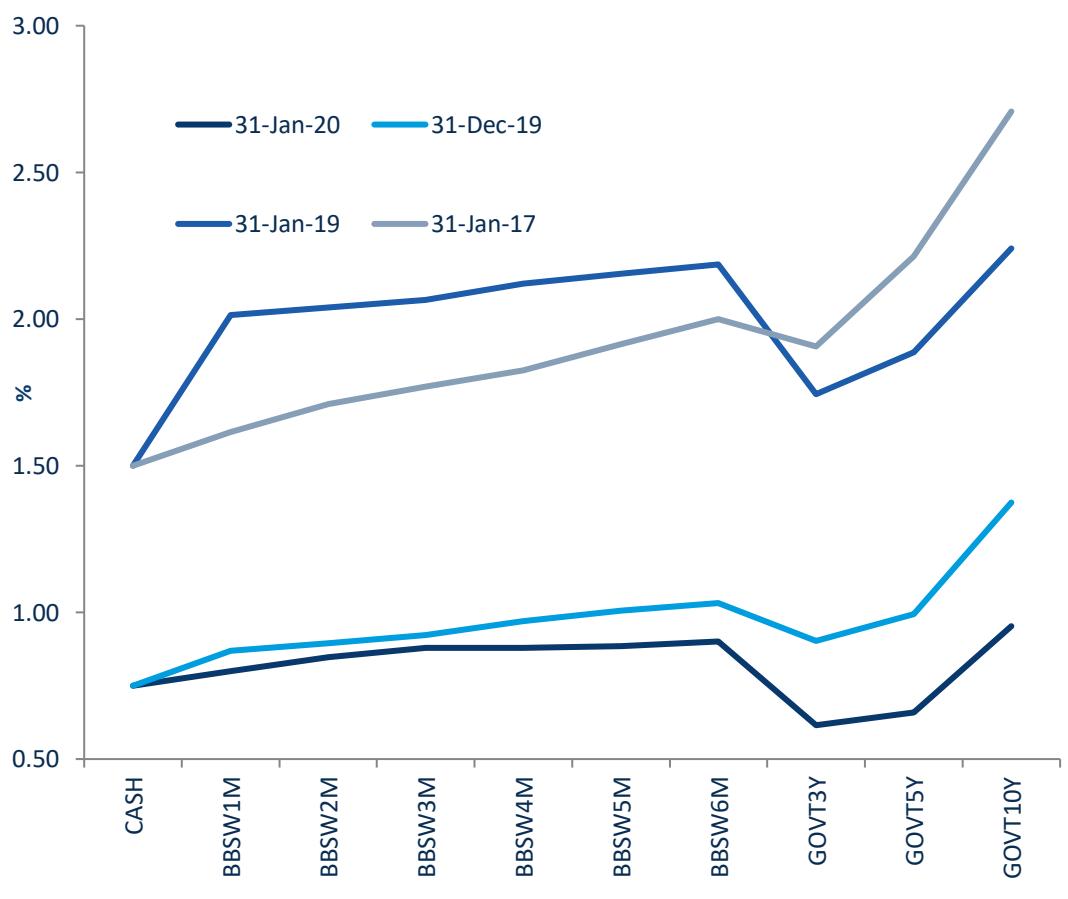
Bonds Mkt Cap Breakdown by Type



Bonds Breakdown by Traded Value



Australian Yield Curve



S&P Indices - rebased to 100

