



Bonds:

Month Update: April 2021



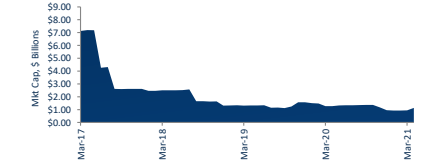
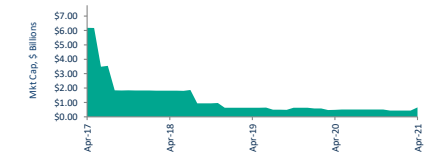
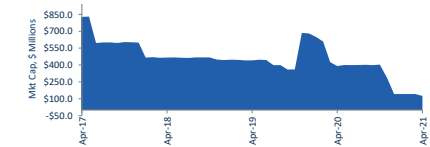
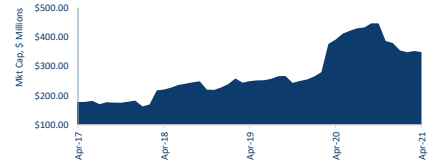
Market Capitalisation Trends

Government Bonds	Last 12 months			Last month	
	Apr-20	Apr-21	% change	Mar-21	% change
Market Cap (\$m)	\$390.77	\$348.41	-10.8%	\$351.52	-0.9%
Number listed (actual)	33	37	12.1%	36	2.8%
Monthly Volume	537,630	156,014	-71.0%	224,725	-30.6%
Monthly Transactions	750	543	-27.6%	705	-23.0%
Monthly value (\$m)	\$59.63	\$17.09	-71.3%	\$24.11	-29.1%

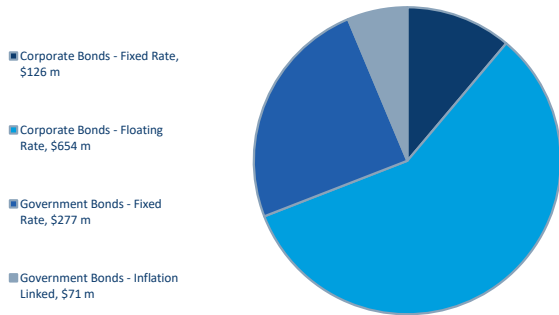
Corporate Bonds - Fixed	Last 12 months			Last month	
	Apr-20	Apr-21	% change	Mar-21	% change
Market Cap (\$m)	\$391.18	\$125.63	-67.9%	\$142.53	-11.9%
Number listed (actual)	4	2	-50.0%	3.00	-33.3%
Monthly Volume	110,981	8,138	-92.7%	13,620	-40.2%
Monthly Transactions	448	42	-90.6%	87	-51.7%
Monthly Month value (\$m)	\$5.55	\$0.84	-85.0%	\$1.10	-24.1%

Corporate Bonds - Floating	Last 12 months			Last month	
	Apr-20	Apr-21	% change	Mar-21	% change
Market Cap (\$m)	\$490.01	\$653.62	33.4%	\$441.29	48.1%
Number listed (actual)	5	5	0.0%	4.00	25.0%
Monthly Volume	55,956	84,332	50.7%	36,460	131.3%
Monthly Transactions	183	287	56.8%	211	36.0%
Monthly value (\$m)	\$5.03	\$8.47	68.4%	\$3.62	133.7%

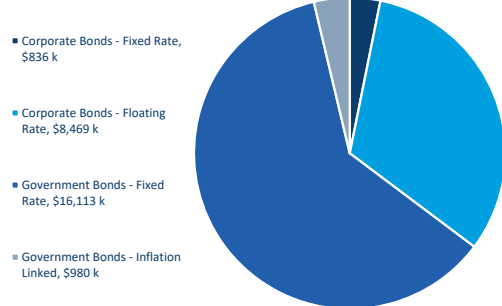
Total Bond Market	Last 12 months			Last month	
	Apr-20	Apr-21	% change	Mar-21	% change
Total	\$1,271.96	\$1,127.67	-11.3%	\$935.34	20.6%
Market Cap (\$m)	\$1,271.96	\$1,127.67	-11.3%	\$935.34	20.6%
Number listed (actual)	42	44	4.8%	43	2.3%
Monthly Volume	704,567	248,484	-64.7%	274,805	-9.6%
Monthly Transactions	1,381	872	-36.9%	1,003	-13.1%
Monthly value (\$m)	\$70.21	\$26.40	-62.4%	\$28.83	-8.4%



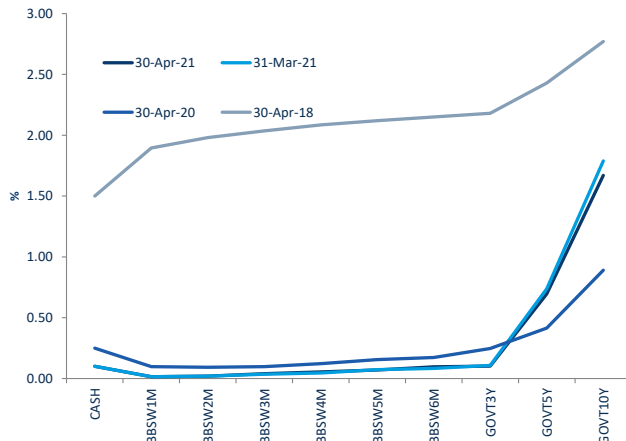
Bonds Mkt Cap Breakdown by Type



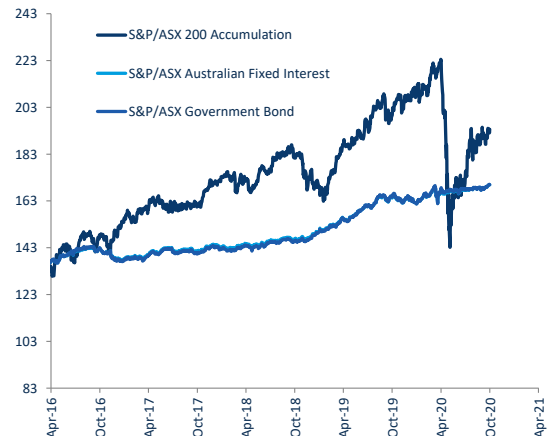
Bonds Breakdown by Traded Value



Australian Yield Curve



S&P Indices - rebased to 100





Spotlight on Bonds

Month update: April 2021



ASX

Australian Bonds Summary - April 2021

ASX Profiles			Detail					Activity					Prices				Returns					
ASX Code	Issuer	Description	ASX Listed Date	Maturity / Conv / Reset	Coupon ²	Payment Frequency	Announced Ex Date	Announced Payment Date	Mkt Cap (\$m) ³	Traded Value (\$)	Traded Volume	Number of Trades	Spread	Monthly Liquidity % ⁴	Last	Year High	Year Low	Yield (%) ¹	1 Month Price Return	1 Year Price Return	3 Year Price Return	5 Year Price Return
Government Bonds - Fixed Rate																						
GSB21	Australian Government Treasury	Treasury Bond 5.75% 15-05-21 Semi	21-May-13	15-May-21	5.75%	S/A	06-May-21	17-May-21	\$67.40	\$1,163,055.63	11,306	20	0.02%	1.73%	\$102.88	\$108.51	\$100.00	0.03%	-0.01%	-5.19%	-9.12%	-14.57%
GSBW21	Australian Government Treasury	Treasury Bond 2.00% 21-12-21 Semi	30-Jan-17	21-Dec-21	2.00%	S/A	10-Jun-21	21-Jun-21	\$35.18	\$938,734.00	9,200	4	n/a	2.67%	\$101.97	\$103.74	\$101.94	0.03%	-0.10%	-1.76%	1.98%	n/a
GSBM22	Australian Government Treasury	Treasury Bond 5.75% 15-07-22 Semi	21-May-13	15-Jul-22	5.75%	S/A	06-Jul-21	15-Jul-21	\$34.40	\$2,611,367.06	29,062	87	0.17%	7.59%	\$108.50	\$114.11	\$108.44	0.06%	0.00%	-4.90%	-6.15%	-10.45%
GSBU22	Australian Government Treasury	Treasury Bond 2.25% 21-11-22 Semi	16-Oct-17	21-Nov-22	2.25%	S/A	12-May-21	21-May-21	\$7.80	\$521.69	5	1	0.29%	0.01%	\$104.34	\$105.66	\$104.28	0.07%	0.00%	-1.87%	3.90%	n/a
GSBG23	Australian Government Treasury	Treasury Bond 5.50% 21-04-23 Semi	21-May-13	21-Apr-23	5.50%	S/A	12-Oct-21	21-Oct-21	\$21.10	\$1,688,162.01	15,181	67	0.15%	8.00%	\$110.83	\$117.60	\$110.82	0.07%	-2.56%	-4.45%	-3.33%	-7.53%
GSBG24	Australian Government Treasury	Treasury Bond 2.75% 21-04-24 Semi	21-May-13	21-Apr-24	2.75%	S/A	12-Oct-21	21-Oct-21	\$9.01	\$2,411,711	251	2	0.24%	0.30%	\$108.09	\$110.65	\$108.98	0.10%	-1.22%	-1.64%	5.36%	5.47%
GSBU24	Australian Government Treasury	Treasury Bond 0.25% 21-11-24 Semi	21-Apr-20	21-Nov-24	0.25%	S/A	12-May-21	21-May-21	\$1.99	\$0.00	-	-	0.30%	0.00%	\$99.98	\$100.53	\$99.61	0.30%	0.33%	0.31%	n/a	n/a
GSBG25	Australian Government Treasury	Treasury Bond 3.25% 21-04-25 Semi	30-May-13	21-Apr-25	3.25%	S/A	12-Oct-21	21-Oct-21	\$9.86	\$750,731.17	6,743	21	0.27%	7.61%	\$111.01	\$115.27	\$110.85	0.45%	-1.42%	-2.94%	6.39%	4.51%
GSBU25	Australian Government Treasury	Treasury Bond 0.25% 21-11-25 Semi	27-Jul-20	21-Nov-25	0.25%	S/A	12-May-21	21-May-21	\$3.94	\$327,726.78	3,329	10	0.25%	8.32%	\$98.42	\$100.21	\$97.70	0.61%	0.15%	n/a	n/a	n/a
GSBG26	Australian Government Treasury	Treasury Bond 4.25% 21-04-26 Semi	18-Mar-14	21-Apr-26	4.25%	S/A	12-Oct-21	21-Oct-21	\$4.87	\$1,457,909.73	12,406	32	0.41%	29.93%	\$117.36	\$123.45	\$117.22	0.69%	-2.13%	-4.12%	2.71%	1.24%
GSBG26	Australian Government Treasury	Treasury Bond 0.50% 21-09-26 Semi	30-Sep-20	21-Sep-26	0.50%	S/A	10-Sep-21	21-Sep-21	\$0.40	\$0.00	-	-	n/a	0.00%	\$98.45	\$100.93	\$99.93	0.83%	-1.96%	n/a	n/a	n/a
GSBG27	Australian Government Treasury	Treasury Bond 4.75% 21-04-27 Semi	21-May-13	21-Apr-27	4.75%	S/A	12-Oct-21	21-Oct-21	\$12.84	\$1,511,945.21	12,387	26	0.51%	11.78%	\$122.00	\$130.00	\$121.74	0.92%	-2.38%	-5.01%	5.71%	0.44%
GSBU27	Australian Government Treasury	Treasury Bond 2.75% 21-11-27 Semi	09-Apr-00	21-Nov-27	2.75%	S/A	12-May-21	21-May-21	\$5.02	\$110,262.32	987	11	0.29%	2.20%	\$111.52	\$117.19	\$110.22	1.07%	0.40%	-4.12%	9.62%	8.02%
GSBG28	Australian Government Treasury	Treasury Bond 2.25% 21-05-28 Semi	19-May-16	21-May-28	2.25%	S/A	12-May-21	21-May-21	\$4.02	\$539.10	5	1	0.33%	0.01%	\$108.28	\$113.75	\$107.82	1.18%	0.40%	-4.78%	12.03%	n/a
GSBU28	Australian Government Treasury	Treasury Bond 2.75% 21-11-28 Semi	02-Mar-17	21-Nov-28	2.75%	S/A	12-May-21	21-May-21	\$2.76	\$1,242,244.34	11,121	18	0.71%	45.02%	\$111.71	\$119.24	\$109.86	1.28%	-0.29%	-5.18%	10.58%	n/a
GSBG29	Australian Government Treasury	Treasury Bond 3.25% 21-04-29 Semi	21-May-13	21-Apr-29	2.75%	S/A	12-Oct-21	21-Oct-21	\$5.11	\$746,522.38	6,500	19	0.40%	14.62%	\$114.31	\$123.00	\$113.87	1.35%	-1.39%	-5.89%	8.86%	7.43%
GSBU29	Australian Government Treasury	Treasury Bond 2.75% 21-11-29 Semi	29-Jan-18	21-Nov-29	2.75%	S/A	12-May-21	21-May-21	\$3.36	\$302,814.36	2,716	20	0.39%	9.02%	\$111.91	\$119.94	\$109.73	1.45%	0.77%	-5.81%	10.06%	n/a
GSBU30	Australian Government Treasury	Treasury Bond 1.00% 21-12-30 Semi	21-May-20	21-Dec-30	1.00%	S/A	10-Jun-21	21-Jun-21	\$2.84	\$94,510.00	1,000	2	0.72%	3.32%	\$95.11	\$103.41	\$93.52	1.64%	0.56%	n/a	n/a	n/a
GSBG31	Australian Government Treasury	Treasury Bond 1.50% 21-06-31 Semi	03-Jun-19	21-Jun-31	1.50%	S/A	10-Jun-21	21-Jun-21	\$4.53	\$1,052,166.78	10,558	4	n/a	23.22%	\$99.20	\$107.22	\$97.41	1.69%	-0.02%	-7.09%	n/a	n/a
GSBU31	Australian Government Treasury	Treasury Bond 1.00% 21-11-31 Semi	02-Sep-20	21-Sep-31	1.00%	S/A	12-May-21	21-May-21	\$0.93	\$89,391.44	964	3	0.51%	9.61%	\$93.58	\$95.00	\$92.30	1.74%	1.39%	n/a	n/a	n/a
GSBG32	Australian Government Treasury	Treasury Bond 1.25% 21-05-32 Semi	28-Jan-20	21-May-32	1.25%	S/A	12-May-21	21-May-21	\$0.96	\$95,010.00	1,000	2	0.52%	9.93%	\$95.52	\$103.68	\$94.00	1.78%	1.55%	-8.00%	n/a	n/a
GSBU32	Australian Government Treasury	Treasury Bond 1.75% 21-11-32 Semi	21-Apr-21	21-Nov-32	1.75%	S/A	12-May-21	21-May-21	\$0.00	\$0.00	-	-	n/a	n/a	\$0.00	\$0.00	\$0.00	1.82%	n/a	n/a	n/a	n/a
GSBG33	Australian Government Treasury	Treasury Bond 4.50% 21-04-33 Semi	22-Nov-13	21-Apr-33	4.50%	S/A	12-Oct-21	21-Oct-21	\$11.61	\$414,197.74	3,191	39	0.43%	3.57%	\$129.03	\$145.00	\$128.23	1.80%	-1.32%	-9.43%	9.63%	7.39%
GSBG35	Australian Government Treasury	Treasury Bond 2.75% 21-06-35 Semi	30-Mar-15	21-Jun-35	2.75%	S/A	10-Jun-21	21-Jun-21	\$4.95	\$28,720.19	261	3	0.62%	0.58%	\$110.07	\$123.35	\$108.43	2.04%	0.85%	-9.45%	14.11%	13.56%
GSBG37	Australian Government Treasury	Treasury Bond 3.75% 21-04-37 Semi	21-Oct-14	21-Apr-37	3.75%	S/A	12-Oct-21	21-Oct-21	\$2.85	\$96,256.37	791	12	0.65%	3.38%	\$121.60	\$139.96	\$119.53	2.18%	-0.16%	-10.85%	12.46%	11.13%
GSBK39	Australian Government Treasury	Treasury Bond 3.25% 21-06-39 Semi	20-Oct-15	21-Jun-39	3.25%	S/A	10-Jun-21	21-Jun-21	\$2.08	\$4,116.25	36	2	0.70%	0.20%	\$115.20	\$132.79	\$112.73	2.33%	0.81%	-12.01%	11.32%	13.01%
GSB41	Australian Government Treasury	Treasury Bond 2.75% 21-05-41 Semi	30-Jul-18	21-May-41	2.75%	S/A	12-May-21	21-May-21	\$4.82	\$110,798.12	1,044	18	0.47%	2.30%	\$106.17	\$125.00	\$103.85	2.45%	1.13%	-13.27%	n/a	n/a
GSB47	Australian Government Treasury	Treasury Bond 3.00% 21-03-47 Semi	19-Oct-16	21-Mar-47	3.00%	S/A	10-Sep-21	21-Sep-21	\$12.35	\$398,924.24	3,697	27	0.61%	3.23%	\$107.71	\$130.88	\$105.40	2.60%	0.66%	-16.54%	16.11%	n/a
GSBE51	Australian Government Treasury	Treasury Bond 1.75% 21-06-51 Semi	05-Aug-20	21-Jun-51	1.75%	S/A	10-Jun-21	21-Jun-21	\$0.00	\$849,450.92	10,367	24	0.81%	n/a	\$82.10	\$102.80	\$78.43	2.66%	0.89%	n/a	n/a	n/a
Government Bonds - Inflation Linked																						
CSIC22	Australian Government Treasury	Index Bond Cpi+1.25% 21-02-22 Qly	21-May-13	21-Feb-22	1.25%	Qtrly	12-May-21	21-May-21	\$10.93	\$228,940.95	1,893	17	0.09%	2.09%	\$120.75	\$121.01	\$117.95	-2.45%	0.29%	2.15%	4.78%	6.13%
GSIO25	Australian Government Treasury	Index Bond Cpi+3.00% 20-09-25 Qly	21-May-13	20-Sep-25	3.00%	Qtrly	10-Jun-21	21-Jun-21	\$32.14	\$411,389.43	2,704	24	0.31%	1.28%	\$151.49	\$158.00	\$144.55	-1.51%	0.71%	4.39%	7.99%	6.52%
GSIU27	Australian Government Treasury	Index Bond Cpi+0.75% 21-11-27 Qly	01-Sep-17	21-Nov-27	0.75%	Qtrly	12-May-21	21-May-21	\$4.15	\$2,600.33	22	2	0.50%	0.06%	\$117.69	\$119.05	\$112.75	-0.92%	0.26%	7.13%	16.70%	n/a
GSIO30	Australian Government Treasury	Index Bond Cpi+2.50% 20-09-30 Qly	21-May-13	20-Sep-30	2.50%	Qtrly	10-Jun-21	21-Jun-21	\$6.92	\$192,771.21	1,217	17	0.67%	2.78%	\$157.65	\$163.89	\$151.30	-0.51%	1.52%	3.73%	12.28%	11.91%
GSIO35	Australian Government Treasury	Index Bond Cpi+2.00% 21-08-35 Qly	01-Oct-13	21-Aug-35	2.00%	Qtrly	12-May-21	21-May-21	\$7.70	\$79,714.59	542	5	0.54%	1.04%	\$148.18	\$158.43	\$140.50	-0.05%	2.20%	13.74%	17.26%	18.14%
GSIO40	Australian Government Treasury	Index Bond Cpi+1.25% 21-08-40 Qly	18-Aug-15	21-Aug-40	1.25%	Qtrly	12-May-21	21-May-21	\$3.55	\$655.53	5	1	0.61%	0.02%	\$130.41	\$140.38	\$122.99	0.25%	1.22%	17.55%	19.42%	23.91%
CSIC50	Australian Government Treasury	Index Bond Cpi+1.00% 21-02-50 Qly	26-Sep-18	21-Feb-50	1.00%	Qtrly	12-May-21	21-May-21	\$5.80	\$64,305.69	523	2	n/a	1.11%	\$120.20	\$139.99	\$112.26	0.44%	0.70%	8.61%	n/a	n/a
Corporate Bonds - Fixed Rate																						
MVTHA	Mercantile Investment Company Ltd	Bond 8.00% 10-07-21 Semi Sub	30-Jun-16	10-Jul-21	8.00%	S/A			\$22.92	\$327,088.74	3,184	11	1.12%	1.43%	\$102.76	\$106.00	\$99.01	7.18%	0.26%	1.14%	-0.42%	n/a
PPCHA	Peet Limited	Simple Bond 7.50% Semi 07-06-21	08-Jun-16	07-Jun-21	7.50%	S/A			\$102.71	\$508,558.92	4,954	31	0.68%	0.50%	\$102.71	\$104.35	\$97.40	8.89%	0.45%	2.71%	-3.20%	n/a
Corporate Bonds - Floating Rate																						
AYUHC	Australian Unity Limited	Simple Bond 3-Bbsw+2.00% 15-12-24	18-Oct-19	15-Dec-24	2.04%	Qtrly	05-Jul-21	14-Jul-21	\$115.26	\$2,827,704.57	28,303	44	0.93%	2.45%	\$100.21	\$100.80	\$90.00	2.41%	2.04%	11.34%	n/a	n/a
AYUHD	Australian Unity Limited	Simple Bond 3-Bbsw+2.15% 15-12-26	18-Oct-19	15-Dec-26	2.19%	Qtrly	05-Jul-21	14-Jul-21	\$205.24	\$2,404,189.85	24,253	77	0.49%	1.17%	\$99.15	\$99.65	\$93.10	3.23%	1.43%	6.61%	n/a	n/a
CZPHA	Centuria Funds Management Limited	Bond 3-Bbsw+4.25% 20-04-26 Qly Sec Red	21-Apr-21	20-Apr-26	4.29%	Qtrly			\$206.14	\$2,558,934.38	25,076	120	0.42%	1.24%	\$103.75	\$103.75	\$100.20	3.82%	n/a	n/a	n/a	n/a
OBLHA	Omni Bridgeway Limited	Bond 3-Bbsw+4.20% 22-12-22 Sec T-01-22	30-Apr-14	22-Dec-22	4.24%	Qtrly	29-Jun-21	08-Jul-21	\$76.08	\$258,998.11	2,586	32	0.60%	0.34%	\$100.10	\$101.05	\$92.60	4.50%	1.11%	3.73%	-1.96%	1.62%
PPCHB	Peet Limited	Simple Bond 3-Bbsw+4.65% 05-10-22	10-Jul-17	05-Oct-22	4.69%	Qtrly	24-Jun-21	05-Jul-21	\$50.90	\$419,490.38	4,114	14	0.37%	0.82%	\$101.80	\$103.60	\$93.50	3.55%	-1.17%	5.50%	-2.12%	n/a

¹ The yield data for the AGIs has been sourced from YieldBroker. The yield for the other bonds has been sourced from Bloomberg using the Mid Yield to Conversion function as at 30 April 2021

² The coupon data has been sourced from Bloomberg using the Coupon function as at 30 April 2021

³ Monthly liquidity is equal to the total value traded for the security for the month divided by its market capitalisation.

All values are as at Apr-21.

Past Performance is not a reliable indicator of future performance.

Information provided does not constitute financial product advice. You should obtain independent advice from an Australian financial services licensee before making any financial decisions. Although ASX Limited ABN 98 008 624 691 and its related bodies corporate ("ASX") has made every effort to ensure the accuracy of the information as at the date of publication, ASX does not give any warranty or representation as