



Bonds:

Month Update: February 2022



Month: Feb-22

Trading days: 20

Period ending: Monday, 28 February 2022

Snapshot by Category

Australian Bond Segment	Number listed	Market Cap (\$m)	Trades Total (#)	Trades per day (#)	Volume (#)	Value \$m
Corporate Bonds - Fixed Rate	1	29.3	12	1	3,341	\$0.23
Corporate Bonds - Floating Rate	5	658.6	260	13	41,079	\$5.47
Australian Government Bonds	36	288.4	574	29	120,184	\$14.91
Total	42	976.25	846	42	164,604	\$20.61

Recent Listings

Entity	ASX Code	Size (\$m)	Type	Listing Date	Issue Price	Maturity / Conv / Reset	Interest Rate / Dividend	Distribution Frequency	Last Price
Australian Government Tre	GSIU32	\$3,400	Government Bonds - Inflation Li	01-Sep-2021	\$100.00	21-Nov-2032	0.25%	Qtrly	\$104.16
Australian Government Tre	GSBU32	\$20,800	Government Bonds - Fixed Rate	21-Apr-2021	\$100.00	21-Nov-2032	1.75%	S/A	\$101.38
Centuria Funds Manageme	C2FHA	\$199	Corporate Bonds - Floating Rate	21-Apr-2021	\$100.00	20-Apr-2026	4.32%	Qtrly	\$103.82
Australian Government Tre	GSBQ26	\$32,800	Government Bonds - Fixed Rate	30-Sep-2020	\$100.00	21-Sep-2026	0.50%	S/A	\$94.38
Australian Government Tre	GSBU31	\$40,000	Government Bonds - Fixed Rate	02-Sep-2020	\$100.00	21-Nov-2031	1.00%	S/A	\$89.36
Australian Government Tre	GSBK51	\$15,900	Government Bonds - Fixed Rate	05-Aug-2020	\$100.00	21-Jun-2051	1.75%	S/A	\$82.15
Australian Government Tre	GSBU25	\$36,800	Government Bonds - Fixed Rate	27-Jul-2020	\$100.00	21-Nov-2025	0.25%	S/A	\$94.97
Australian Government Tre	GSBW30	\$38,700	Government Bonds - Fixed Rate	21-May-2020	\$100.00	21-Dec-2030	1.00%	S/A	\$90.49
Australian Government Tre	GSBU24	\$39,600	Government Bonds - Fixed Rate	21-Apr-2020	\$100.00	21-Nov-2024	0.25%	S/A	\$96.86

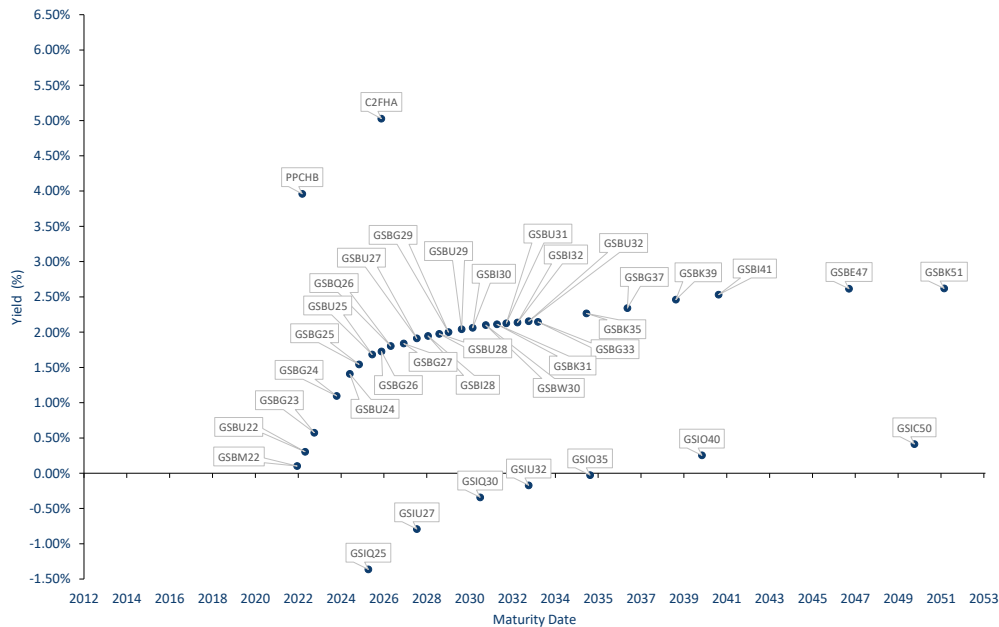
*GSBW - Bank Bill Swap Rate

*As of the date of this report this security has not traded, the Last Price reflects the Issue Price

Most Actively Traded Securities by Value

ASX Code	Security Type	Value (\$)	Value (%)	Volume	Volume (%)
C2FHA	Corporate Bonds - Floating Rate	\$1,577,302	7.65%	15,184	9.22%
GSBG37	Government Bonds - Fixed Rate	\$1,575,422	7.64%	13,128	7.98%
GSBK51	Government Bonds - Fixed Rate	\$1,506,259	7.31%	18,494	11.24%
GSI040	Government Bonds - Inflation Linked	\$1,346,397	6.53%	10,393	6.31%
GSBG25	Government Bonds - Fixed Rate	\$1,231,208	5.97%	11,583	7.04%
		\$7,236,588.18	35.12%	68,782	41.79%

Yield versus maturity date





Bonds:

Month Update: February 2022



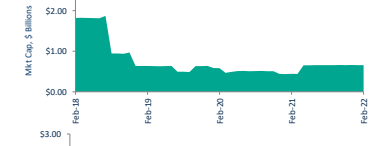
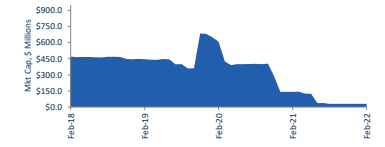
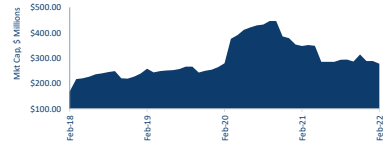
Market Capitalisation Trends

Government Bonds	Last 12 months			Last month	
	Feb-21	Feb-22	% change	Jan-22	% change
Market Cap (\$m)	\$347.44	\$277.83	-20.0%	\$288.40	-3.7%
Number listed (actual)	36	35	-2.8%	36	-2.8%
Monthly Volume	211,971	120,184	-43.3%	144,832	-17.0%
Monthly Transactions	718	497	-30.8%	574	-13.4%
Monthly value (\$m)	\$24.17	\$13.24	-45.2%	\$14.91	-11.2%

Corporate Bonds - Fixed	Last 12 months			Last month	
	Feb-21	Feb-22	% change	Jan-22	% change
Market Cap (\$m)	\$142.20	\$29.06	-79.6%	\$29.29	-0.8%
Number listed (actual)	3	1	-66.7%	1.00	0.0%
Monthly Volume	30,087	3,341	-88.9%	2,265	47.5%
Monthly Transactions	94	18	-80.9%	12	50.0%
Monthly value (\$m)	\$1.32	\$0.34	-74.6%	\$0.23	47.5%

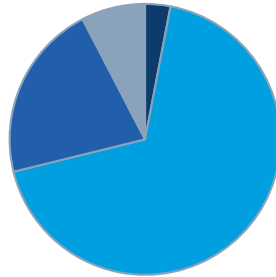
Corporate Bonds - Floating	Last 12 months			Last month	
	Feb-21	Feb-22	% change	Jan-22	% change
Market Cap (\$m)	\$442.22	\$656.30	48.4%	\$658.56	-0.3%
Number listed (actual)	4	5	25.0%	\$5.00	0.0%
Monthly Volume	39,691	41,079	3.5%	53,559	-23.3%
Monthly Transactions	179	214	19.6%	260	-17.7%
Monthly value (\$m)	\$3.92	\$4.18	6.5%	\$5.47	-23.5%

Total Bond Market	Last 12 months			Last month	
	Feb-21	Feb-22	% change	Jan-22	% change
Market Cap (\$m)	\$931.86	\$963.19	3.4%	\$976.25	-1.3%
Number listed (actual)	43	41	-4.7%	42	-2.4%
Monthly Volume	281,749	164,604	-41.6%	200,656	-18.0%
Monthly Transactions	991	729	-26.4%	846	-13.8%
Monthly value (\$m)	\$29.41	\$17.76	-39.6%	\$20.61	-13.8%



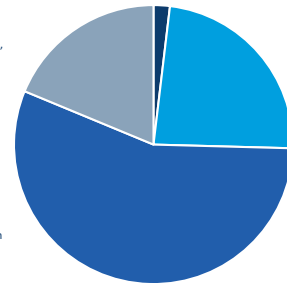
Bonds Mkt Cap Breakdown by Type

- Corporate Bonds - Fixed Rate, \$29 m
- Corporate Bonds - Floating Rate, \$656 m
- Government Bonds - Fixed Rate, \$204 m
- Government Bonds - Inflation Linked, \$73 m

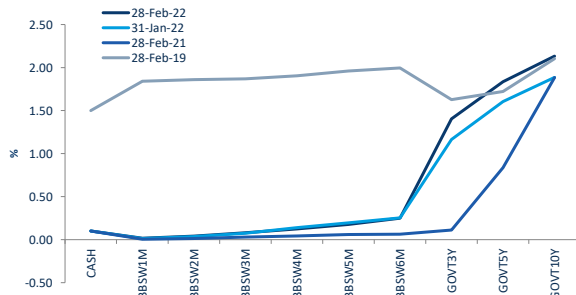


Bonds Breakdown by Traded Value

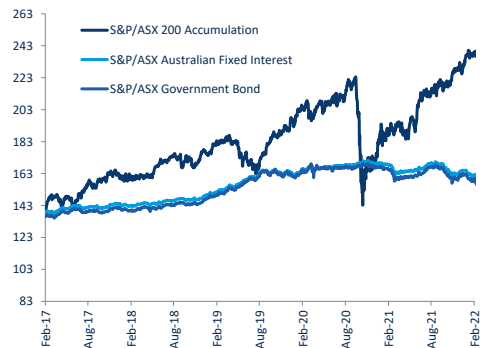
- Corporate Bonds - Fixed Rate, \$336 k
- Corporate Bonds - Floating Rate, \$4,179 k
- Government Bonds - Fixed Rate, \$9,912 k
- Government Bonds - Inflation Linked, \$3,330 k



Australian Yield Curve



S&P Indices - rebased to 100





Spotlight on Bonds

Month update: February 2022



Australian Bonds Summary - February 2022

ASX Profiles			Detail					Activity					Prices				Returns					
ASX Code	Issuer	Description	ASX Listed Date	Maturity / Conv / Reset	Coupon ¹	Payment Frequency	Announced Ex Date	Announced Payment Date	Mkt Cap (\$m)#	Traded Value (\$)	Traded Volume	Number of Trades	Spread	Monthly Liquidity % ²	Last	Year High	Year Low	Yield (%) ³	1 Month Price Return	1 Year Price Return	3 Year Price Return	5 Year Price Return
Government Bonds - Fixed Rate																						
GSB22	Australian Government Treasury Bor	Treasury Bond 5.75% 15-07-22 Semi	21-May-13	15-Jul-22	5.75%	S/A	06-Jul-22	15-Jul-22	\$27.14	\$707,170.07	6,869	48	0.27%	2.61%	\$102.79	\$108.89	\$102.73	0.10%	0.05%	-5.49%	-10.15%	-13.18%
GSB23	Australian Government Treasury Bor	Treasury Bond 5.50% 21-04-23 Semi	21-May-13	21-Apr-23	5.50%	S/A	12-Apr-22	21-Apr-22	\$21.51	\$349,371.84	3,250	43	0.24%	1.62%	\$107.45	\$115.00	\$101.00	0.58%	-2.76%	-5.46%	-8.39%	-10.08%
GSB24	Australian Government Treasury Bor	Treasury Bond 2.75% 21-04-24 Semi	21-May-13	21-Apr-24	2.75%	S/A	12-Apr-22	21-Apr-22	\$8.59	\$13,089.80	125	3	0.25%	0.15%	\$104.38	\$109.47	\$104.10	1.10%	-0.31%	-4.63%	-1.48%	2.01%
GSB24	Australian Government Treasury Bor	Treasury Bond 0.25% 21-11-24 Semi	21-Apr-20	21-Nov-24	0.25%	S/A	12-May-22	23-May-22	\$8.04	\$194,927.60	2,010	7	0.31%	2.42%	\$96.94	\$100.30	\$96.74	1.41%	-0.62%	-2.70%	n/a	n/a
GSB25	Australian Government Treasury Bor	Treasury Bond 3.25% 21-04-25 Semi	30-May-13	21-Apr-25	3.25%	S/A	12-Apr-22	21-Apr-22	\$10.56	\$1,231,207.86	11,583	24	0.28%	11.66%	\$106.29	\$113.10	\$105.68	1.54%	-0.11%	-5.18%	-3.15%	0.20%
GSB25	Australian Government Treasury Bor	Treasury Bond 0.25% 21-11-25 Semi	27-Jul-20	21-Nov-25	0.25%	S/A	12-May-22	23-May-22	\$3.80	\$76,093.13	802	6	0.30%	2.00%	\$94.97	\$99.43	\$94.35	1.68%	-0.26%	-3.53%	n/a	n/a
GSB26	Australian Government Treasury Bor	Treasury Bond 4.25% 21-04-26 Semi	18-Mar-14	21-Apr-26	4.25%	S/A	12-Apr-22	21-Apr-22	\$3.83	\$180,764.51	1,614	13	0.41%	4.72%	\$111.48	\$120.22	\$110.88	1.73%	-0.39%	-6.72%	-5.06%	-2.51%
GSB26	Australian Government Treasury Bor	Treasury Bond 0.50% 21-09-26 Semi	30-Sep-20	21-Sep-26	0.50%	S/A	10-Mar-22	21-Mar-22	\$0.94	\$56,597.54	598	2	n/a	6.00%	\$94.46	\$100.00	\$94.38	1.80%	-0.76%	-5.33%	n/a	n/a
GSB27	Australian Government Treasury Bor	Treasury Bond 4.75% 21-04-27 Semi	21-May-13	21-Apr-27	4.75%	S/A	12-Apr-22	21-Apr-22	\$12.13	\$368,352.07	3,178	14	0.35%	3.04%	\$115.75	\$125.20	\$109.00	1.84%	-0.71%	-6.88%	-5.61%	-3.32%
GSB27	Australian Government Treasury Bor	Treasury Bond 2.75% 21-11-27 Semi	09-Apr-00	21-Nov-27	2.75%	S/A	12-May-22	23-May-22	\$4.70	\$95,623.02	908	6	0.38%	2.03%	\$105.12	\$113.58	\$104.29	1.91%	-0.89%	-5.82%	-1.43%	5.16%
GSB28	Australian Government Treasury Bor	Treasury Bond 2.25% 21-05-28 Semi	19-May-16	21-May-28	2.25%	S/A	12-May-22	23-May-22	\$3.83	\$1,844.46	18	1	0.41%	0.05%	\$102.14	\$110.51	\$102.46	1.95%	-1.37%	-7.71%	-0.17%	7.03%
GSB28	Australian Government Treasury Bor	Treasury Bond 2.75% 21-11-28 Semi	02-Mar-17	21-Nov-28	2.75%	S/A	12-May-22	23-May-22	\$3.53	\$294,693.39	2,779	16	0.74%	8.36%	\$105.49	\$115.20	\$104.65	1.98%	-0.80%	-3.98%	-1.57%	n/a
GSB29	Australian Government Treasury Bor	Treasury Bond 3.25% 21-04-29 Semi	21-May-13	21-Apr-29	2.75%	S/A	12-Apr-22	21-Apr-22	\$8.17	\$685,416.53	6,242	27	0.44%	8.39%	\$109.34	\$119.41	\$108.17	2.00%	-1.03%	-4.65%	-1.52%	4.68%
GSB29	Australian Government Treasury Bor	Treasury Bond 2.75% 21-11-29 Semi	29-Jan-18	21-Nov-29	2.75%	S/A	12-May-22	23-May-22	\$3.16	\$25,157.76	238	2	0.39%	0.80%	\$105.57	\$115.20	\$105.32	2.04%	-1.61%	-5.45%	3.85%	n/a
GSB30	Australian Government Treasury Bor	Treasury Bond 1.00% 21-12-30 Semi	21-May-20	21-Dec-30	1.00%	S/A	09-Jun-22	21-Jun-22	\$2.71	\$136,937.50	1,500	5	0.51%	5.04%	\$91.22	\$98.87	\$90.49	2.10%	-1.35%	-6.40%	n/a	n/a
GSB31	Australian Government Treasury Bor	Treasury Bond 1.50% 21-06-31 Semi	03-Jun-19	21-Jun-31	1.50%	S/A	09-Jun-22	21-Jun-22	\$5.02	\$1,930.52	20	1	n/a	0.04%	\$95.12	\$102.72	\$95.50	2.11%	-4.91%	-2.74%	n/a	n/a
GSB31	Australian Government Treasury Bor	Treasury Bond 1.00% 21-11-31 Semi	02-Sep-20	21-Nov-31	1.00%	S/A	12-May-22	23-May-22	\$8.94	\$239,147.51	2,641	22	0.47%	2.68%	\$90.26	\$97.00	\$89.06	2.13%	-1.51%	-2.59%	n/a	n/a
GSB32	Australian Government Treasury Bor	Treasury Bond 1.25% 21-05-32 Semi	28-Jan-20	21-May-32	1.25%	S/A	12-May-22	23-May-22	\$0.94	\$0.00	-	-	0.79%	0.00%	\$92.01	\$100.08	\$93.82	2.14%	-2.84%	-2.12%	n/a	n/a
GSB32	Australian Government Treasury Bor	Treasury Bond 1.75% 21-11-32 Semi	21-Apr-21	21-Nov-32	1.75%	S/A	12-May-22	23-May-22	\$1.01	\$0.00	-	-	n/a	0.00%	\$96.38	\$101.38	\$96.65	2.15%	-4.93%	n/a	n/a	n/a
GSB33	Australian Government Treasury Bor	Treasury Bond 4.50% 21-04-33 Semi	22-Nov-13	21-Apr-33	4.50%	S/A	12-Apr-22	21-Apr-22	\$17.37	\$590,619.82	4,707	31	0.57%	3.40%	\$124.55	\$138.66	\$122.87	2.14%	-1.39%	-2.87%	-3.77%	4.66%
GSB35	Australian Government Treasury Bor	Treasury Bond 2.75% 21-06-35 Semi	30-Mar-15	21-Jun-35	2.75%	S/A	09-Jun-22	21-Jun-22	\$4.73	\$24,229.20	230	2	0.69%	0.51%	\$105.81	\$117.50	\$105.00	2.27%	-2.65%	-2.42%	0.80%	13.84%
GSB37	Australian Government Treasury Bor	Treasury Bond 3.75% 21-04-37 Semi	21-Oct-14	21-Apr-37	3.75%	S/A	12-Apr-22	21-Apr-22	\$10.83	\$1,575,422.29	13,128	23	0.67%	14.54%	\$118.90	\$133.49	\$116.52	2.34%	-1.40%	-0.52%	-1.82%	11.40%
GSB39	Australian Government Treasury Bor	Treasury Bond 3.25% 21-06-39 Semi	20-Oct-15	21-Jun-39	3.25%	S/A	09-Jun-22	21-Jun-22	\$1.44	\$45,614.71	411	5	0.73%	3.17%	\$111.41	\$124.70	\$109.71	2.46%	-0.52%	-1.58%	-1.36%	16.11%
GSB41	Australian Government Treasury Bor	Treasury Bond 2.75% 21-05-41 Semi	30-Jul-18	21-May-41	2.75%	S/A	12-May-22	23-May-22	\$5.65	\$179,461.36	1,743	22	0.67%	3.18%	\$103.44	\$117.35	\$97.09	2.53%	-2.03%	-0.96%	-0.40%	n/a
GSB47	Australian Government Treasury Bor	Treasury Bond 3.00% 21-03-47 Semi	19-Oct-16	21-Mar-47	3.00%	S/A	10-Mar-22	21-Mar-22	\$14.45	\$1,051,956.77	9,890	32	0.62%	7.28%	\$107.29	\$124.57	\$105.01	2.53%	-1.39%	-0.66%	-1.57%	20.95%
GSB51	Australian Government Treasury Bor	Treasury Bond 1.75% 21-06-51 Semi	05-Aug-20	21-Jun-51	1.75%	S/A	09-Jun-22	21-Jun-22	\$0.00	\$1,506,250.01	18,494	65	0.87%	n/a	\$82.15	\$96.30	\$79.68	2.62%	-1.19%	4.20%	n/a	n/a
Government Bonds - Inflation Linked																						
GSIQ25	Australian Government Treasury Ind Treas	Indexed Bond Cpi+3.00% 20-09-25 Qly	21-May-13	20-Sep-25	3.00%	Qtrly	10-Mar-22	21-Mar-22	\$36.33	\$291,252.72	1,958	21	0.31%	0.80%	\$150.03	\$153.38	\$147.60	-1.36%	1.24%	-0.44%	4.23%	7.10%
GSIU27	Australian Government Treasury Ind Treas	Indexed Bond Cpi+0.75% 21-11-27 Qly	01-Sep-17	21-Nov-27	0.75%	Qtrly	12-May-22	23-May-22	\$5.29	\$166,784.20	1,415	2	0.40%	3.12%	\$117.48	\$120.43	\$116.03	-0.79%	0.44%	0.32%	11.60%	n/a
GSIO30	Australian Government Treasury Ind Treas	Indexed Bond Cpi+2.50% 20-09-30 Qly	21-May-13	20-Sep-30	2.50%	Qtrly	10-Mar-22	21-Mar-22	\$5.94	\$730,969.27	4,674	23	0.46%	10.53%	\$156.94	\$165.77	\$154.08	-0.34%	-0.49%	3.03%	7.10%	12.76%
GSIU32	Australian Government Treasury Ind Treas	Indexed Bond Cpi+0.25% 21-11-32 Qly	01-Sep-21	21-Nov-32	0.25%	Qtrly	12-May-22	23-May-22	\$1.04	\$6,931.40	65	3	n/a	0.67%	\$105.88	\$110.91	\$104.16	-0.17%	-1.64%	n/a	n/a	n/a
GSIO35	Australian Government Treasury Ind Treas	Indexed Bond Cpi+2.00% 21-08-35 Qly	01-Oct-13	21-Aug-35	2.00%	Qtrly	12-May-22	23-May-22	\$7.59	\$389,184.43	2,612	4	0.54%	5.12%	\$148.23	\$159.73	\$145.00	-0.03%	-1.64%	-1.90%	10.78%	22.82%
GSIO40	Australian Government Treasury Ind Treas	Indexed Bond Cpi+1.25% 21-08-40 Qly	18-Aug-15	21-Aug-40	1.25%	Qtrly	12-May-22	23-May-22	\$6.33	\$1,346,397.34	10,393	5	0.60%	21.26%	\$131.67	\$144.92	\$127.65	0.25%	-7.85%	4.84%	12.94%	28.00%
GSIC50	Australian Government Treasury Ind Treas	Indexed Bond Cpi+1.00% 21-02-50 Qly	26-Sep-18	21-Feb-50	1.00%	Qtrly	12-May-22	23-May-22	\$9.92	\$400,563.89	3,349	13	n/a	4.04%	\$121.63	\$140.76	\$114.81	0.41%	-4.19%	8.34%	17.04%	n/a
Corporate Bonds - Fixed Rate																						
MVTHA	Mercantile Investment Company Ltd	Bond 4.80% 10-07-26 Semi	30-Jun-16	10-Jul-26	n/a	n/a			\$29.06	\$335,556.03	3,341	18	0.29%	1.15%	\$100.01	\$103.90	\$95.00	n/a	-0.78%	-1.95%	-3.47%	0.21%
Corporate Bonds - Floating Rate																						
AYUHC	Australian Unity Limited	Simple Bond 3-Bbsw+2.00% 15-12-24	18-Oct-19	15-Dec-24	2.07%	Qtrly	05-Apr-22	14-Apr-22	\$115.02	\$852,935.25	8,530	38	1.24%	0.74%	\$100.00	\$101.75	\$97.80	3.81%	0.25%	1.57%	n/a	n/a
AYUHD	Australian Unity Limited	Simple Bond 3-Bbsw+2.15% 15-12-26	18-Oct-19	15-Dec-26	2.22%	Qtrly	05-Apr-22	14-Apr-22	\$206.79	\$646,491.70	6,459	32	0.81%	0.31%	\$99.90	\$102.50	\$95.00	4.19%	-0.10%	2.36%	n/a	n/a
C2FHA	Centuria Funds Management Limited	Bond 3-Bbsw+4.25% 20-04-26 Qly Sec Red	21-Apr-21	20-Apr-26	4.22%	Qtrly	11-Apr-22	20-Apr-22	\$206.28	\$1,577,301.69	15,184	91	0.42%	0.76%	\$103.82	\$106.00	\$100.20	5.00%	0.31%	n/a	n/a	n/a
OBHLA	Omni Bridgeway Limited	Bond 3-Bbsw+5.20% 22-12-22 Sec	30-Apr-14	22-Dec-22	4.27%	Qtrly	30-Mar-22	08-Apr-22	\$77.66	\$271,434.35	2,687	25	0.69%	0.35%	\$102.18	\$106.05	\$99.00	#VALUE!	-0.55%	2.08%	-0.02%	0.18%
PPCHB	Peet Limited	Simple Bond 3-Bbsw+4.65% 05-10-22	10-Jul-17	05-Oct-22	4.72%	Qtrly	25-Mar-22	05-Apr-22	\$50.55	\$831,302.84	8,219	28	1.06%	1.64%	\$101.10	\$104.95	\$100.00	3.96%	-0.12%	-0.64%	-0.39%	n/a

¹ The yield data for the AGIs has been sourced from YieldBooker. The yield for the other bonds has been sourced from Bloomberg using the Mid Yield to Convention function as at 28 February 2022

² The coupon date has been sourced from YieldBooker using the Coupon function as at 28 February 2022

³ Monthly liquidity is equal to the total value traded for the security for the month divided by its market capitalisation.

All values are as at Feb-22.

Past Performance is not a reliable indicator of future performance.

Information provided does not constitute financial product advice. You should obtain independent advice from an Australian financial services licensee before making any financial decisions. Although ASX Limited ABN 98 008 624 691 and its related bodies corporate ("ASX") has made every effort to ensure the accuracy of the information as at the date of publication, ASX does not give any warranty or representation as to the accuracy, reliability or completeness of the information. To the extent permitted by law, ASX and its employees, officers and contractors shall not be liable for any loss or damage arising in any way (including by way of negligence) from or in connection with any information provided or omitted or from any one acting or refraining to act in reliance on this information.

© Copyright 2022 ASX Operations Pty Limited ABN 42 004 523 782. All rights reserved 2022

Contact Us

Phone: 131 279 or +61 2 9338 0000 (from overseas)

Email: bonds@asx.com.au



ASX