





# Bonds:

## Month Update: April 2023



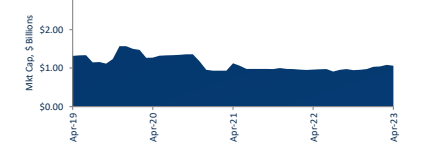
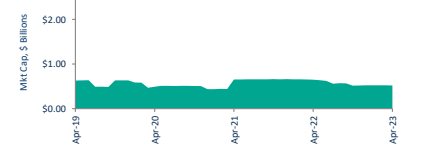
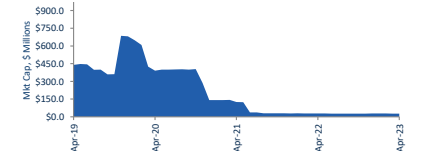
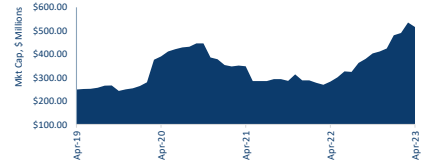
### Market Capitalisation Trends

Government Bonds	Last 12 months			Last month	
	Apr-22	Apr-23	% change	Mar-23	% change
Market Cap (\$m)	\$283.35	\$515.83	82.0%	\$535.03	-3.6%
Number listed (actual)	36	35	-2.8%	35	0.0%
Monthly Volume	297,545	378,262	27.1%	523,370	-27.7%
Monthly Transactions	794	849	6.9%	1012	-16.1%
Monthly value (\$m)	\$30.16	\$38.44	27.4%	\$52.89	-27.3%

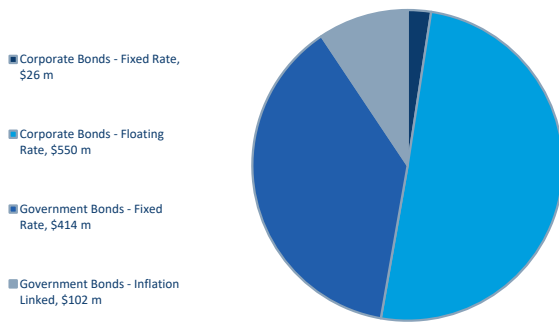
Corporate Bonds - Fixed	Last 12 months			Last month	
	Apr-22	Apr-23	% change	Mar-23	% change
Market Cap (\$m)	\$28.69	\$26.47	-7.7%	\$27.02	-2.0%
Number listed (actual)	1	1	0.0%	1.00	0.0%
Monthly Volume	3,177	667	-79.0%	1,319	-49.4%
Monthly Transactions	14	9	-35.7%	12	-25.0%
Monthly Month value (\$m)	\$0.31	\$0.06	-80.3%	\$0.12	-50.0%

Corporate Bonds - Floating	Last 12 months			Last month	
	Apr-22	Apr-23	% change	Mar-23	% change
Market Cap (\$m)	\$651.09	\$518.45	-20.4%	\$523.93	-1.0%
Number listed (actual)	5	4	-20.0%	\$3.00	33.3%
Monthly Volume	65,009	33,045	-49.2%	109,330	-69.8%
Monthly Transactions	253	191	-24.5%	260	-26.5%
Monthly value (\$m)	\$6.54	\$3.31	-49.4%	\$11.00	-69.9%

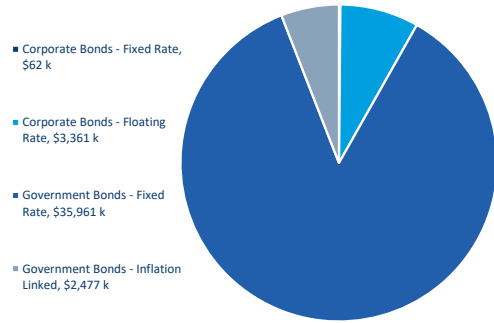
Total Bond Market	Last 12 months			Last month	
	Apr-22	Apr-23	% change	Mar-23	% change
Total	\$963.14	\$1,060.75	10.1%	\$1,085.99	-2.3%
Market Cap (\$m)	\$963.14	\$1,060.75	10.1%	\$1,085.99	-2.3%
Number listed (actual)	42	40	-4.8%	39	2.6%
Monthly Volume	365,731	411,974	12.6%	634,019	-35.0%
Monthly Transactions	1,061	1,049	-1.1%	1,284	-18.3%
Monthly value (\$m)	\$37.02	\$41.81	12.9%	\$64.02	-34.7%



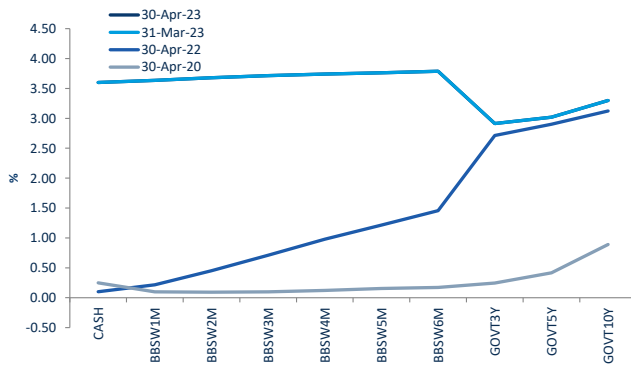
### Bonds Mkt Cap Breakdown by Type



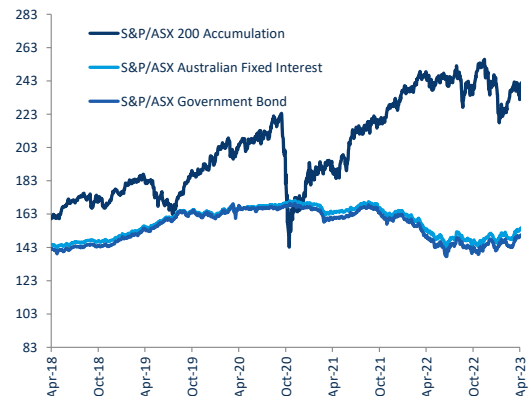
### Bonds Breakdown by Traded Value



### Australian Yield Curve



### S&P Indices - rebased to 100





# Spotlight on Bonds

Month update: April 2023



## Australian Bonds Summary - April 2023

### ASX Profiles

ASX Code	Issuer	Description
<b>Government Bonds - Fixed Rate</b>		
GSBG24	Commonwealth of Australia	Treasury Bond 2.75% 21-04-24 Semi
GSBU24	Commonwealth of Australia	Treasury Bond 0.25% 21-11-24 Semi
GSBG25	Commonwealth of Australia	Treasury Bond 3.25% 21-04-25 Semi
GSBU25	Commonwealth of Australia	Treasury Bond 0.25% 21-11-25 Semi
GSBG26	Commonwealth of Australia	Treasury Bond 4.25% 21-04-26 Semi
GSBQ26	Commonwealth of Australia	Treasury Bond 0.50% 21-09-26 Semi
GSBG27	Commonwealth of Australia	Treasury Bond 4.75% 21-11-27 Semi
GSBU27	Commonwealth of Australia	Treasury Bond 2.75% 21-11-27 Semi
GSBI28	Commonwealth of Australia	Treasury Bond 2.25% 21-05-28 Semi
GSBU28	Commonwealth of Australia	Treasury Bond 2.75% 21-11-28 Semi
GSBG29	Commonwealth of Australia	Treasury Bond 3.25% 21-04-29 Semi
GSBU29	Commonwealth of Australia	Treasury Bond 2.75% 21-11-29 Semi
GSBI30	Commonwealth of Australia	Treasury Bond 2.50% 21-05-30 Semi
GSBW30	Commonwealth of Australia	Treasury Bond 1.00% 21-12-30 Semi
GSBK31	Commonwealth of Australia	Treasury Bond 1.50% 21-06-31 Semi
GSBU31	Commonwealth of Australia	Treasury Bond 1.00% 21-11-31 Semi
GSBI32	Commonwealth of Australia	Treasury Bond 1.25% 21-05-32 Semi
GSBU32	Commonwealth of Australia	Treasury Bond 1.75% 21-11-32 Semi
GSBG33	Commonwealth of Australia	Treasury Bond 4.50% 21-04-33 Semi
GSBU33	Commonwealth of Australia	Treasury Bond 3.00% 21-11-33 Semi
GSBI34	Commonwealth of Australia	Treasury Bond 3.75% 21-05-34 Semi
GSBW34	Commonwealth of Australia	Treasury Bond 3.50% 21-12-34 Semi
GSBK35	Commonwealth of Australia	Treasury Bond 2.75% 21-06-35 Semi
GSBG27	Commonwealth of Australia	Treasury Bond 3.75% 21-04-37 Semi
GSBK39	Commonwealth of Australia	Treasury Bond 3.25% 21-06-39 Semi
GSBI41	Commonwealth of Australia	Treasury Bond 2.75% 21-05-41 Semi
GSBE47	Commonwealth of Australia	Treasury Bond 3.00% 21-03-47 Semi
GSBK51	Commonwealth of Australia	Treasury Bond 1.75% 21-06-51 Semi
<b>Government Bonds - Inflation Linked</b>		
GSIO25	Commonwealth of Australia	Treas Indexed Bond Cpi+3.00% 20-09-25 Qly
GSIU27	Commonwealth of Australia	Treas Indexed Bond Cpi+0.75% 21-11-27 Qly
GSIO30	Commonwealth of Australia	Treas Indexed Bond Cpi+2.50% 20-09-30 Qly
GSIU32	Commonwealth of Australia	Treas Indexed Bond Cpi+0.25% 21-11-32 Qly
GSIO35	Commonwealth of Australia	Treas Indexed Bond Cpi+2.00% 21-08-35 Qly
GSIO40	Commonwealth of Australia	Treas Indexed Bond Cpi+1.25% 21-08-40 Qly
GSIO50	Commonwealth of Australia	Treas Indexed Bond Cpi+1.00% 21-02-50 Qly
<b>Corporate Bonds - Fixed Rate</b>		
MVTHA	Mercantile Investment Company Ltd	Bond 4.80% 10-07-26 Semi
<b>Corporate Bonds - Floating Rate</b>		
AYUHC	Australian Unity Limited	Simple Bond 3-Bbsw+2.00% 15-12-24
AYUHD	Australian Unity Limited	Simple Bond 3-Bbsw+2.15% 15-12-26
CZPHA	Centuria Funds Management Limited	Bond 3-Bbsw+4.25% 20-04-26 Qly Sec Red
CVCHA	CVC Limited	Bond 3-Bbsw+4.75% 31-03-2026 Cum Red

### Detail

ASX Listed	Maturity / Conv / Reset	Coupon <sup>2</sup>	Payment Frequency	Payment Rank	Issuer Type	Announced Ex Date	Announced Payment Date
21-May-13	21-Apr-24	2.75%	S/A	Sr Unsecured	Sovereigns	12-Oct-23	23-Oct-23
21-Apr-20	21-Nov-24	0.25%	S/A	Sr Unsecured	Sovereigns	11-May-23	22-May-23
30-May-13	21-Apr-25	3.25%	S/A	Sr Unsecured	Sovereigns	12-Oct-23	23-Oct-23
27-Jul-20	21-Nov-25	0.25%	S/A	Sr Unsecured	Sovereigns	11-May-23	22-May-23
18-Mar-14	21-Apr-26	4.25%	S/A	Sr Unsecured	Sovereigns	12-Oct-23	23-Oct-23
30-Sep-20	21-Sep-26	0.50%	S/A	Unsecured	Sovereigns	12-Sep-23	21-Sep-23
21-May-13	21-Apr-27	4.75%	S/A	Sr Unsecured	Sovereigns	12-Oct-23	23-Oct-23
09-Apr-00	21-Nov-27	2.75%	S/A	Sr Unsecured	Sovereigns	11-May-23	22-May-23
19-May-16	21-May-28	2.25%	S/A	Sr Unsecured	Sovereigns	11-May-23	22-May-23
02-Mar-17	21-Nov-28	2.75%	S/A	Sr Unsecured	Sovereigns	11-May-23	22-May-23
21-May-13	21-Apr-29	2.75%	S/A	Sr Unsecured	Sovereigns	12-Oct-23	23-Oct-23
29-Jan-18	21-Nov-29	2.75%	S/A	Sr Unsecured	Sovereigns	11-May-23	22-May-23
14-Jun-18	21-May-30	2.50%	S/A	Sr Unsecured	Sovereigns	11-May-23	22-May-23
21-May-20	21-Dec-30	1.00%	S/A	Sr Unsecured	Sovereigns	09-Jun-23	21-Jun-23
03-Jun-19	21-Jun-31	1.50%	S/A	Sr Unsecured	Sovereigns	09-Jun-23	21-Jun-23
02-Sep-20	21-Nov-31	1.00%	S/A	Unsecured	Sovereigns	11-May-23	22-May-23
28-Jan-20	21-May-32	1.25%	S/A	Sr Unsecured	Sovereigns	11-May-23	22-May-23
21-Apr-21	21-Nov-32	1.75%	S/A	Sr Unsecured	Sovereigns	11-May-23	22-May-23
22-Nov-13	21-Apr-33	4.50%	S/A	Sr Unsecured	Sovereigns	12-Oct-23	23-Oct-23
19-Apr-22	21-Nov-33	3.00%	S/A	Sr Unsecured	Sovereigns	11-May-23	22-May-23
17-Nov-22	21-May-34	3.75%	S/A	Sr Unsecured	Sovereigns	11-May-23	22-May-23
28-Apr-23	21-Dec-34	3.50%	S/A	Sr Unsecured	Sovereigns	09-Jun-23	21-Jun-23
30-Mar-15	21-Jun-35	2.75%	S/A	Sr Unsecured	Sovereigns	09-Jun-23	21-Jun-23
21-Oct-14	21-Apr-37	3.75%	S/A	Sr Unsecured	Sovereigns	12-Oct-23	23-Oct-23
20-Oct-15	21-Jun-39	3.25%	S/A	Sr Unsecured	Sovereigns	09-Jun-23	21-Jun-23
30-Jul-18	21-May-41	2.75%	S/A	Sr Unsecured	Sovereigns	11-May-23	22-May-23
19-Oct-16	21-Mar-47	3.00%	S/A	Sr Unsecured	Sovereigns	12-Sep-23	21-Sep-23
05-Aug-20	21-Jun-51	1.75%	S/A	Unsecured	Sovereigns	09-Jun-23	21-Jun-23
21-May-13	20-Sep-25	3.00%	Qtrly	Sr Unsecured	Sovereigns	08-Jun-23	20-Jun-23
01-Sep-17	21-Nov-27	0.75%	Qtrly	Sr Unsecured	Sovereigns	11-May-23	22-May-23
21-May-13	20-Sep-30	2.50%	Qtrly	Sr Unsecured	Sovereigns	08-Jun-23	20-Jun-23
01-Sep-21	21-Nov-32	0.25%	Qtrly	Sr Unsecured	Sovereigns	11-May-23	22-May-23
01-Oct-13	21-Aug-35	2.00%	Qtrly	Sr Unsecured	Sovereigns	11-May-23	22-May-23
18-Aug-15	21-Aug-40	1.25%	Qtrly	Sr Unsecured	Sovereigns	11-May-23	22-May-23
26-Sep-18	21-Feb-50	1.00%	Qtrly	Sr Unsecured	Sovereigns	11-May-23	22-May-23
30-Jun-16	10-Jul-26	n/a	n/a	Subordinated	Funds & Trusts		
18-Oct-19	15-Dec-24	5.65%	Qtrly	Sr Unsecured	Managed Care	05-Jul-23	14-Jul-23
21-Apr-21	20-Apr-26	7.94%	Qtrly	Secured	Financial Services	11-Jul-23	20-Jul-23
26-Apr-23	31-Mar-26	8.44%	Qtrly	Sr Unsecured	Financial Services	21-Jun-23	30-Jun-23

### Activity

Mkt Cap (\$m)#	Traded Value (\$)	Traded Volume	Number of Trades	Monthly Liquidity % <sup>3</sup>
\$47.56	\$8,766,248.89	87,850	68	18.43%
\$23.23	\$2,217,213.14	23,090	15	9.55%
\$31.59	\$2,730,487.05	26,952	59	8.64%
\$8.02	\$615,926.50	6,582	6	7.68%
\$15.02	\$2,449,516.75	23,567	42	16.31%
\$1.56	\$47,246.74	514	3	3.03%
\$25.71	\$1,649,878.35	15,348	73	6.42%
\$15.50	\$419,997.54	4,207	21	2.71%
\$5.09	\$119,904.16	1,232	8	2.36%
\$4.23	\$102,251.00	1,027	11	2.42%
\$24.13	\$1,643,102.34	16,384	106	6.81%
\$3.98	\$25,277.17	255	4	0.64%
\$0.60	\$162,842.54	1,690	9	27.23%
\$8.87	\$86,623.38	1,023	9	0.98%
\$4.70	\$10,444.68	120	1	0.22%
\$9.51	\$99,881.68	1,204	13	1.05%
\$45.69	\$133,651.92	1,592	10	0.29%
\$0.88	\$0.00	-	-	0.00%
\$41.81	\$5,917,603.64	53,480	77	14.15%
\$8.88	\$243,375.54	2,484	12	6.27%
\$1.05	\$20,942.94	198	3	1.99%
\$0.00	\$0.00	-	-	n/a
\$9.38	\$576,480.21	6,149	22	6.14%
\$17.57	\$4,775,334.49	46,799	38	27.18%
\$12.24	\$883,293.60	9,237	36	7.21%
\$11.48	\$372,882.13	4,261	31	3.25%
\$18.06	\$1,489,713.19	17,037	49	8.25%
\$22.18	\$401,293.96	6,162	30	1.81%
\$44.13	\$831,881.26	5,554	33	1.89%
\$11.81	\$413,268.24	3,500	2	3.50%
\$12.88	\$219,450.02	1,444	19	1.70%
\$4.03	\$543,907.75	5,371	4	13.49%
\$9.70	\$199,356.82	1,422	5	2.06%
\$9.22	\$56,291.25	474	9	0.61%
\$10.53	\$213,074.09	2,053	21	2.02%
\$26.47	\$61,866.90	667	9	0.23%
\$114.04	\$1,051,069.71	10,514	35	0.92%
\$204.72	\$838,056.27	8,449	71	0.41%
\$199.69	\$1,421,941.51	14,082	85	0.71%
\$31.30	\$50,250.38	500	4	0.16%

### Prices

Last	Year High	Year Low	Yield (%) <sup>1</sup>
\$99.60	\$101.72	\$99.00	3.96%
\$95.87	\$96.11	\$92.88	3.15%
\$100.61	\$102.54	\$99.07	3.04%
\$93.37	\$93.65	\$89.10	2.97%
\$103.64	\$106.61	\$101.60	3.00%
\$91.95	\$92.45	\$87.66	3.01%
\$106.60	\$110.21	\$102.51	3.03%
\$99.98	\$100.47	\$89.00	3.05%
\$97.25	\$97.80	\$91.79	3.08%
\$98.95	\$100.27	\$93.29	3.10%
\$100.26	\$103.45	\$95.89	3.13%
\$98.41	\$99.83	\$92.90	3.17%
\$96.46	\$97.24	\$90.75	3.21%
\$84.49	\$86.31	\$79.11	3.25%
\$87.53	\$88.94	\$80.56	3.28%
\$82.72	\$84.57	\$75.67	3.31%
\$83.81	\$85.44	\$76.92	3.32%
\$87.38	\$88.19	\$82.62	3.33%
\$110.02	\$115.27	\$102.95	3.33%
\$98.07	\$100.78	\$89.88	3.36%
\$104.54	\$106.58	\$97.77	3.38%
\$0.00	\$0.00	\$0.00	3.42%
\$93.82	\$96.23	\$83.00	3.46%
\$102.26	\$107.73	\$92.61	3.58%
\$95.14	\$100.00	\$87.08	3.70%
\$86.98	\$91.50	\$78.80	3.78%
\$86.71	\$95.53	\$77.13	3.84%
\$64.17	\$71.15	\$56.48	3.84%
\$149.84	\$150.40	\$141.01	-0.20%
\$118.68	\$118.89	\$107.84	0.48%
\$152.24	\$155.00	\$130.00	0.78%
\$102.25	\$102.70	\$88.39	0.99%
\$139.78	\$140.62	\$119.88	1.13%
\$118.27	\$121.87	\$99.40	1.36%
\$102.45	\$109.18	\$81.98	1.48%
\$91.10	\$98.70	\$91.05	n/a

### Returns

1 Month Price	1 Year Price	3 Year Price	5 Year Price
-1.35%	-1.14%	-9.36%	-2.91%
0.21%	1.44%	-3.81%	n/a
-1.55%	-1.12%	-12.03%	-3.57%
-0.22%	1.49%	n/a	n/a
-1.81%	-1.86%	-15.32%	-9.29%
-0.24%	0.48%	n/a	n/a
-2.11%	-1.98%	-17.00%	-7.63%
0.14%	-0.69%	-14.04%	-1.72%
0.26%	0.14%	-14.48%	0.62%
-0.67%	-0.95%	-16.01%	-2.05%
-1.62%	-0.93%	-17.45%	-4.51%
0.02%	-0.86%	-17.17%	-3.22%
2.52%	-0.81%	-17.52%	n/a
-0.98%	-0.11%	n/a	n/a
-1.59%	-2.05%	-18.02%	n/a
-0.96%	0.00%	n/a	n/a
-0.76%	-1.69%	-19.28%	n/a
-0.92%	-1.63%	n/a	n/a
-2.04%	-1.86%	-22.78%	-6.53%
-0.83%	-1.85%	n/a	n/a
-1.07%	n/a	n/a	n/a
n/a	n/a	n/a	n/a
2.33%	-3.31%	-22.82%	-2.74%
-2.33%	-2.61%	-25.03%	-5.43%
-1.34%	-5.41%	-27.33%	-8.07%
-1.49%	-5.03%	-28.94%	n/a
-1.73%	-6.08%	-32.81%	-6.53%
-2.09%	-7.48%	n/a	n/a
0.09%	3.20%	3.25%	6.81%
0.32%	5.15%	8.03%	17.68%
0.44%	2.84%	0.17%	8.43%
-0.44%	3.28%	n/a	