



Bonds:

Month Update: March 2025



Month: Mar-25

Trading days: 21

Period ending: Monday, 31 March 2025

Snapshot by Category

| Australian Bond Segment | Number listed | Market Cap (\$m) | Trades Total (#) | Trades per day (#) | Volume (#) | Value \$m |
|---------------------------------|---------------|------------------|------------------|--------------------|------------------|-----------------|
| Corporate Bonds - Fixed Rate | 1 | 28 | 19 | 1 | 4,500 | \$0.44 |
| Corporate Bonds - Floating Rate | 4 | 722 | 323 | 15 | 49,474 | \$5.05 |
| Australian Government Bonds | 36 | 1,072 | 3,330 | 159 | 1,150,400 | \$109.81 |
| Total | 41 | 1,823 | 3,672 | 175 | 1,204,374 | \$115.30 |

Recent Listings

| Entity | ASX Code | Size (\$m) | Type | Listing Date | Issue Price | Maturity / Conv / Reset | Interest Rate / Dividend | Distribution Frequency | Last Price |
|----------------------------|----------|------------|---------------------------------|--------------|-------------|-------------------------|--------------------------|------------------------|------------|
| Commonwealth of Australia | GSBE36 | \$15,800 | Government Bonds - Fixed Rate | 13-Feb-2025 | \$100.00 | 21-Mar-2036 | 4.25% | S/A | \$98.56 |
| Commonwealth of Australia | GSBW35 | \$15,100 | Government Bonds - Fixed Rate | 02-Aug-2024 | \$100.00 | 21-Dec-2035 | 4.25% | S/A | \$99.38 |
| Australian Unity Limited | AYUHE | \$256 | Corporate Bonds - Floating Rate | 01-Dec-2023 | \$100.00 | 15-Dec-2028 | 6.55% | Qtrly | \$102.06 |
| Commonwealth of Australia | GSBK54 | \$8,900 | Government Bonds - Fixed Rate | 26-Oct-2023 | \$100.00 | 21-Jun-2054 | 4.75% | S/A | \$98.40 |
| Sandon Capital Investments | SNCHA | \$29 | Corporate Bonds - Fixed Rate | 11-Aug-2023 | \$100.00 | 10-Jul-2026 | 4.80% | S/A | \$98.00 |
| Commonwealth of Australia | GSBW34 | \$25,800 | Government Bonds - Fixed Rate | 28-Apr-2023 | \$100.00 | 21-Dec-2034 | 3.50% | S/A | \$93.80 |
| CVC Limited | CVCHA | \$46 | Corporate Bonds - Floating Rate | 26-Apr-2023 | \$100.00 | 31-Mar-2026 | 8.88% | Qtrly | \$101.30 |
| Commonwealth of Australia | GSBI34 | \$25,000 | Government Bonds - Fixed Rate | 17-Nov-2022 | \$100.00 | 21-May-2034 | 3.75% | S/A | \$97.28 |
| Commonwealth of Australia | GSBU33 | \$25,400 | Government Bonds - Fixed Rate | 19-Apr-2022 | \$100.00 | 21-Nov-2033 | 3.00% | S/A | \$92.42 |

*BBSW = Bank Bill Swap Rate

* As of the date of this report this security has not traded, the Last Price reflects the Issue Price

Most Actively Traded Securities by Value

| ASX Code | Security Type | Value (\$) | Value (%) | Volume | Volume (%) |
|----------|-------------------------------|------------------------|---------------|----------------|---------------|
| GSBG33 | Government Bonds - Fixed Rate | \$16,072,726 | 13.94% | 155,349 | 12.90% |
| GSBK54 | Government Bonds - Fixed Rate | \$12,101,232 | 10.50% | 123,497 | 10.25% |
| GSBK35 | Government Bonds - Fixed Rate | \$11,001,081 | 9.54% | 126,499 | 10.50% |
| GSBI34 | Government Bonds - Fixed Rate | \$10,701,096 | 9.28% | 110,694 | 9.19% |
| GSBU32 | Government Bonds - Fixed Rate | \$10,329,572 | 8.96% | 122,400 | 10.16% |
| | | \$60,205,706.80 | 52.22% | 638,439 | 53.01% |

Yield versus maturity date





Bonds:

Month Update: March 2025



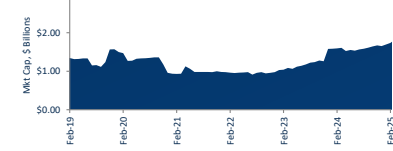
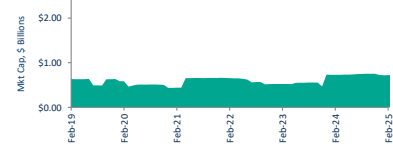
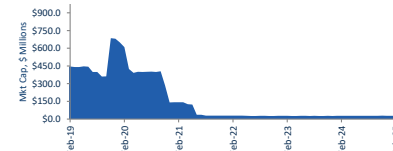
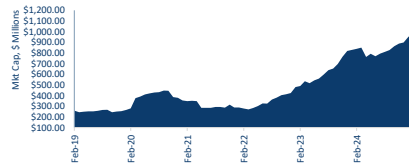
Market Capitalisation Trends

| Government Bonds | Last 12 months | | | Last month | |
|------------------------|----------------|------------|----------|------------|----------|
| | Mar-24 | Mar-25 | % change | Feb-25 | % change |
| Market Cap (\$m) | \$850.50 | \$1,072.02 | 26.0% | \$983.01 | 9.1% |
| Number listed (actual) | 36 | 36 | 0.0% | 36 | 0.0% |
| Monthly Volume | 332,876 | 1,150,400 | 245.6% | 651,527 | 76.6% |
| Monthly Transactions | 1,069 | 3,330 | 211.5% | 1,609 | 107.0% |
| Monthly value (\$m) | \$32.40 | \$109.81 | 238.9% | \$62.43 | 75.9% |

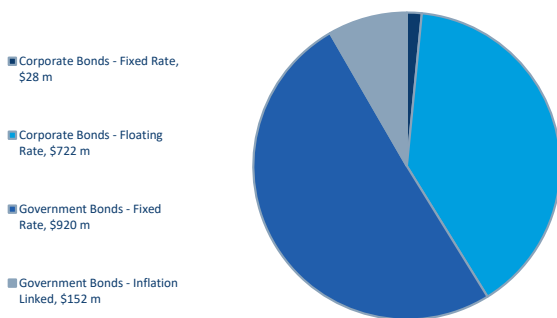
| Corporate Bonds - Fixed | Last 12 months | | | Last month | |
|---------------------------|----------------|---------|----------|------------|----------|
| | Mar-24 | Mar-25 | % change | Feb-25 | % change |
| Market Cap (\$m) | \$27.87 | \$28.48 | 2.2% | \$28.14 | 1.2% |
| Number listed (actual) | 1 | 1 | 0.0% | 1 | 0.0% |
| Monthly Volume | 1,910 | 4,500 | 135.6% | 2,893 | 55.5% |
| Monthly Transactions | 13 | 19 | 46.2% | 18 | 5.6% |
| Monthly Month value (\$m) | \$0.18 | \$0.44 | 141.5% | \$0.28 | 57.0% |

| Corporate Bonds - Floating | Last 12 months | | | Last month | |
|----------------------------|----------------|----------|----------|------------|----------|
| | Mar-24 | Mar-25 | % change | Feb-25 | % change |
| Market Cap (\$m) | \$730.85 | \$722.47 | -1.1% | \$722.64 | 0.0% |
| Number listed (actual) | 5 | 4 | -20.0% | 4 | 0.0% |
| Monthly Volume | 99,979 | 49,474 | -50.5% | 69,512 | -28.8% |
| Monthly Transactions | 560 | 323 | -42.3% | 318 | 1.6% |
| Monthly value (\$m) | \$10.09 | \$5.05 | -49.9% | \$7.05 | -28.4% |

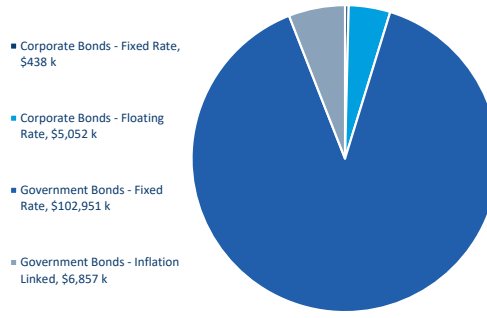
| Total Bond Market | Last 12 months | | | Last month | |
|------------------------|----------------|------------|----------|------------|----------|
| | Mar-24 | Mar-25 | % change | Feb-25 | % change |
| Market Cap (\$m) | \$1,609.22 | \$1,822.96 | 13.3% | \$1,733.79 | 5.1% |
| Number listed (actual) | 42 | 41 | -2.4% | 41 | 0.0% |
| Monthly Volume | 434,765 | 1,204,374 | 177.0% | 723,932 | 66.4% |
| Monthly Transactions | 1,642 | 3,672 | 123.6% | 1,945 | 88.8% |
| Monthly value (\$m) | \$42.67 | \$115.30 | 170.2% | \$69.76 | 65.3% |



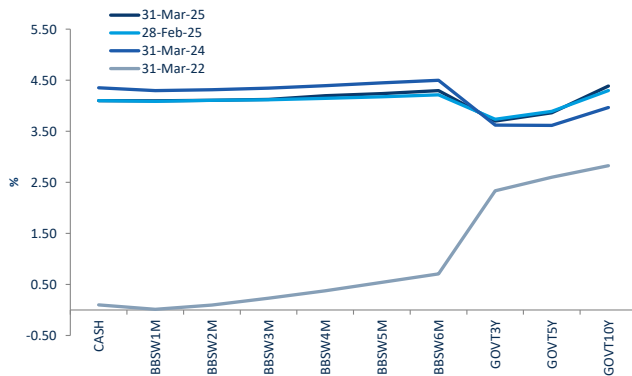
Bonds Mkt Cap Breakdown by Type



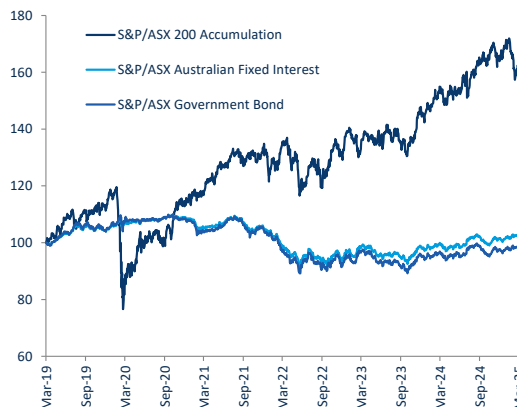
Bonds Breakdown by Traded Value



Australian Yield Curve



S&P Indices - Rebased to 100





Spotlight on Bonds

Month update: March 2025



Australian Bonds Summary - March 2025

| ASX Profiles | | | Detail | | | | | | | |
|--|------------------------------------|---|-----------------|-------------------------|---------------------|-------------------|--------------|--------------------|-------------------|------------------------|
| ASX Code | Issuer | Description | ASX Listed Date | Maturity / Conv / Reset | Coupon ² | Payment Frequency | Payment Rank | Issuer Type | Announced Ex Date | Announced Payment Date |
| Government Bonds - Fixed Rate | | | | | | | | | | |
| GSBG25 | Commonwealth of Australia | Treasury Bond 3.25% 21-04-25 Semi | 30-May-13 | 21-Apr-25 | 3.25% | S/A | Sr Unsecured | Sovereigns | 10-Apr-25 | 22-Apr-25 |
| GSBU25 | Commonwealth of Australia | Treasury Bond 0.25% 21-11-25 Semi | 27-Jul-20 | 21-Nov-25 | 0.25% | S/A | Sr Unsecured | Sovereigns | 12-May-25 | 21-May-25 |
| GSBG26 | Commonwealth of Australia | Treasury Bond 4.25% 21-04-26 Semi | 18-Mar-14 | 21-Apr-26 | 4.25% | S/A | Sr Unsecured | Sovereigns | 10-Apr-25 | 22-Apr-25 |
| GSBQ26 | Commonwealth of Australia | Treasury Bond 0.50% 21-09-26 Semi | 30-Sep-20 | 21-Sep-26 | 0.50% | S/A | Unsecured | Sovereigns | 11-Sep-25 | 22-Sep-25 |
| GSBG27 | Commonwealth of Australia | Treasury Bond 4.75% 21-04-27 Semi | 21-May-13 | 21-Apr-27 | 4.75% | S/A | Sr Unsecured | Sovereigns | 10-Apr-25 | 22-Apr-25 |
| GSBU27 | Commonwealth of Australia | Treasury Bond 2.75% 21-11-27 Semi | 09-Apr-00 | 21-Nov-27 | 2.75% | S/A | Sr Unsecured | Sovereigns | 12-May-25 | 21-May-25 |
| GSBI28 | Commonwealth of Australia | Treasury Bond 2.75% 21-05-28 Semi | 19-May-16 | 21-May-28 | 2.75% | S/A | Sr Unsecured | Sovereigns | 12-May-25 | 21-May-25 |
| GSBU28 | Commonwealth of Australia | Treasury Bond 2.75% 21-11-28 Semi | 02-Mar-17 | 21-Nov-28 | 2.75% | S/A | Sr Unsecured | Sovereigns | 12-May-25 | 21-May-25 |
| GSBG29 | Commonwealth of Australia | Treasury Bond 3.25% 21-04-29 Semi | 21-May-13 | 21-Apr-29 | 2.75% | S/A | Sr Unsecured | Sovereigns | 10-Apr-25 | 22-Apr-25 |
| GSBU29 | Commonwealth of Australia | Treasury Bond 2.75% 21-11-29 Semi | 29-Jan-18 | 21-Nov-29 | 2.75% | S/A | Sr Unsecured | Sovereigns | 12-May-25 | 21-May-25 |
| GSBI30 | Commonwealth of Australia | Treasury Bond 2.50% 21-05-30 Semi | 14-Jun-18 | 21-May-30 | 2.50% | S/A | Sr Unsecured | Sovereigns | 12-May-25 | 23-Jun-25 |
| GSBW30 | Commonwealth of Australia | Treasury Bond 1.00% 21-12-30 Semi | 21-May-20 | 21-Dec-30 | 1.00% | S/A | Sr Unsecured | Sovereigns | 12-Jun-25 | 23-Jun-25 |
| GSBK31 | Commonwealth of Australia | Treasury Bond 1.50% 21-06-31 Semi | 03-Jun-19 | 21-Jun-31 | 1.50% | S/A | Sr Unsecured | Sovereigns | 12-Jun-25 | 23-Jun-25 |
| GSBU31 | Commonwealth of Australia | Treasury Bond 1.00% 21-11-31 Semi | 02-Sep-20 | 21-Nov-31 | 1.00% | S/A | Unsecured | Sovereigns | 12-May-25 | 21-May-25 |
| GSBI32 | Commonwealth of Australia | Treasury Bond 1.25% 21-05-32 Semi | 28-Jan-20 | 21-May-32 | 1.25% | S/A | Sr Unsecured | Sovereigns | 12-May-25 | 21-May-25 |
| GSBU32 | Commonwealth of Australia | Treasury Bond 1.75% 21-11-32 Semi | 21-Apr-21 | 21-Nov-32 | 1.75% | S/A | Sr Unsecured | Sovereigns | 12-May-25 | 21-May-25 |
| GSBG33 | Commonwealth of Australia | Treasury Bond 4.50% 21-04-33 Semi | 22-Nov-13 | 21-Apr-33 | 4.50% | S/A | Sr Unsecured | Sovereigns | 10-Apr-25 | 22-Apr-25 |
| GSBU33 | Commonwealth of Australia | Treasury Bond 3.00% 21-11-33 Semi | 19-Apr-22 | 21-Nov-33 | 3.00% | S/A | Sr Unsecured | Sovereigns | 12-May-25 | 21-May-25 |
| GSBI34 | Commonwealth of Australia | Treasury Bond 3.75% 21-05-34 Semi | 17-Nov-22 | 21-May-34 | 3.75% | S/A | Sr Unsecured | Sovereigns | 12-May-25 | 21-May-25 |
| GSBW34 | Commonwealth of Australia | Treasury Bond 3.50% 21-12-34 Semi | 28-Apr-23 | 21-Dec-34 | 3.50% | S/A | Sr Unsecured | Sovereigns | 12-Jun-25 | 23-Jun-25 |
| GSBK35 | Commonwealth of Australia | Treasury Bond 2.75% 21-06-35 Semi | 30-Mar-15 | 21-Jun-35 | 2.75% | S/A | Sr Unsecured | Sovereigns | 12-Jun-25 | 23-Jun-25 |
| GSBW35 | Commonwealth of Australia | Treasury Bond 4.25% 21-12-35 Semi | 02-Aug-24 | 21-Dec-35 | 4.25% | S/A | Sr Unsecured | Sovereigns | 12-Jun-25 | 23-Jun-25 |
| GSBE36 | Commonwealth of Australia | Treasury Bond 4.25% 21-03-36 Semi | 13-Feb-25 | 21-Mar-36 | 4.25% | S/A | Sr Unsecured | Sovereigns | 11-Sep-25 | 22-Sep-25 |
| GSBG37 | Commonwealth of Australia | Treasury Bond 3.75% 21-04-37 Semi | 21-Oct-14 | 21-Apr-37 | 3.75% | S/A | Sr Unsecured | Sovereigns | 10-Apr-25 | 22-Apr-25 |
| GSBK39 | Commonwealth of Australia | Treasury Bond 3.25% 21-06-39 Semi | 20-Oct-15 | 21-Jun-39 | 3.25% | S/A | Sr Unsecured | Sovereigns | 12-Jun-25 | 23-Jun-25 |
| GSBI41 | Commonwealth of Australia | Treasury Bond 2.75% 21-05-41 Semi | 30-Jul-18 | 21-May-41 | 2.75% | S/A | Sr Unsecured | Sovereigns | 12-May-25 | 21-May-25 |
| GSBE47 | Commonwealth of Australia | Treasury Bond 3.00% 21-03-47 Semi | 19-Oct-16 | 21-Mar-47 | 3.00% | S/A | Sr Unsecured | Sovereigns | 11-Sep-25 | 22-Sep-25 |
| GSBK51 | Commonwealth of Australia | Treasury Bond 1.75% 21-06-51 Semi | 05-Aug-20 | 21-Jun-51 | 1.75% | S/A | Unsecured | Sovereigns | 12-Jun-25 | 23-Jun-25 |
| GSBK54 | Commonwealth of Australia | Treasury Bond 4.75% 21-06-54 Semi | 26-Oct-23 | 21-Jun-54 | 4.75% | S/A | Sr Unsecured | Sovereigns | 12-Jun-25 | 23-Jun-25 |
| Government Bonds - Inflation Linked | | | | | | | | | | |
| GSIQ25 | Commonwealth of Australia | Treas Indexed Bond Cpi+2.00% 20-09-25 Qly | 21-May-13 | 20-Sep-25 | 3.00% | Qtrly | Sr Unsecured | Sovereigns | 11-Jun-25 | 20-Jun-25 |
| GSIU27 | Commonwealth of Australia | Treas Indexed Bond Cpi+0.75% 21-11-27 Qly | 01-Sep-17 | 21-Nov-27 | 0.75% | Qtrly | Sr Unsecured | Sovereigns | 12-May-25 | 21-May-25 |
| GSIQ30 | Commonwealth of Australia | Treas Indexed Bond Cpi+2.50% 20-09-30 Qly | 21-May-13 | 20-Sep-30 | 2.50% | Qtrly | Sr Unsecured | Sovereigns | 11-Jun-25 | 20-Jun-25 |
| GSIU32 | Commonwealth of Australia | Treas Indexed Bond Cpi+0.25% 21-11-32 Qly | 01-Sep-21 | 21-Nov-32 | 0.25% | Qtrly | Sr Unsecured | Sovereigns | 12-May-25 | 21-May-25 |
| GSIO35 | Commonwealth of Australia | Treas Indexed Bond Cpi+2.00% 21-08-35 Qly | 01-Oct-13 | 21-Aug-35 | 2.00% | Qtrly | Sr Unsecured | Sovereigns | 12-May-25 | 21-May-25 |
| GSIO40 | Commonwealth of Australia | Treas Indexed Bond Cpi+1.25% 21-08-40 Qly | 18-Aug-15 | 21-Aug-40 | 1.25% | Qtrly | Sr Unsecured | Sovereigns | 12-May-25 | 21-May-25 |
| GSIC50 | Commonwealth of Australia | Treas Indexed Bond Cpi+1.00% 21-02-50 Qly | 26-Sep-18 | 21-Feb-50 | 1.00% | Qtrly | Sr Unsecured | Sovereigns | 12-May-25 | 21-May-25 |
| Corporate Bonds - Fixed Rate | | | | | | | | | | |
| SNCHA | Sandon Capital Investments Limited | Bond 4.80% 10-07-26 Semi | 11-Aug-23 | 10-Jul-26 | 4.80% | S/A | Subordinated | Financial Services | 09-Dec-24 | 31-Dec-24 |
| Corporate Bonds - Floating Rate | | | | | | | | | | |
| AYUHD | Australian Unity Limited | Simple Bond 3-Bbsw+2.15% 15-12-26 | 18-Oct-19 | 15-Dec-26 | 6.20% | Qtrly | Sr Unsecured | Managed Care | 03-Jul-25 | 14-Jul-25 |
| AYUHE | Australian Unity Limited | Simple Bond 3-Bbsw+2.50% 15-12-28 | 01-Dec-23 | 15-Dec-28 | 6.55% | Qtrly | Sr Unsecured | Managed Care | 03-Jul-25 | 14-Jul-25 |
| CZFA | Centuria Funds Management Limited | Bond 3-Bbsw+4.25% 20-04-26 Qly Sec Red | 21-Apr-21 | 20-Apr-26 | 8.20% | Qtrly | Secured | Financial Services | 10-Apr-25 | 21-Apr-25 |
| CVCHA | CVL Limited | Bond 3-Bbsw+4.75% 31-03-2026 Cum Red | 26-Apr-23 | 31-Mar-26 | 8.88% | Qtrly | Sr Unsecured | Financial Services | 19-Jun-25 | 30-Jun-25 |

¹ The yield data for the AGBs and Corporate bonds have been sourced from Bloomberg.

² The coupon data has been sourced from Bloomberg using the Coupon function as at 31 March 2025

³ Monthly liquidity is equal to the total value traded for the security for the month divided by its market capitalisation. All values are as at Mar-25. Past Performance is not a reliable indicator of future performance.

Information provided does not constitute financial product advice. You should obtain independent advice from an Australian financial services licensee before making any financial decisions. Although ASX Limited ABN 98 008 624 691 and its related bodies corporate ("ASX") has made every effort to ensure the accuracy of the information as at the date of publication, ASX does not give any warranty or representation as to the accuracy, reliability or completeness of the information. To the extent permitted by law, ASX and its employees, officers and contract ors shall not be liable for any loss or damage arising in any way (including by way of negligence) from or in connection with any information provided or omitted or from any one acting or refraining to act in reliance on this information. © Copyright 2025 ASX Operations Pty Limited ABN 42 004 533 782. All rights reserved 2025.

| Activity | | | | | | Prices | | | | Returns | | | | |
|---------------|-------------------|---------------|------------------|----------------------------------|--|----------|-----------|----------|------------------------|---------------|--------------|--------------|--------------|---------------|
| Mkt Cap (\$m) | Traded Value (\$) | Traded Volume | Number of Trades | Monthly Liquidity % ³ | | Last | Year High | Year Low | Yield (%) ¹ | 1 Month Price | 1 Year Price | 3 Year Price | 5 Year Price | 10 Year Price |
| \$84.62 | \$1,002,749.49 | 9,914 | 91 | 1.18% | | \$101.30 | \$101.66 | \$98.97 | 4.14% | 0.03% | 0.37% | -3.04% | -12.63% | -7.39% |
| \$15.25 | \$918,572.93 | 9,408 | 12 | 6.02% | | \$97.75 | \$98.17 | \$94.21 | 3.90% | 0.77% | 3.37% | 5.39% | n/a | n/a |
| \$41.86 | \$4,646,070.84 | 45,517 | 287 | 11.10% | | \$102.45 | \$103.04 | \$100.00 | 3.78% | 0.21% | -0.33% | -5.12% | -17.73% | -14.61% |
| \$8.27 | \$1,161,452.64 | 1,693 | 4 | 1.95% | | \$95.15 | \$96.27 | \$92.00 | 3.71% | -0.15% | 2.45% | 1.98% | n/a | n/a |
| \$55.46 | \$5,433,386.62 | 52,218 | 91 | 9.80% | | \$104.40 | \$107.55 | \$101.55 | 3.68% | 0.59% | -1.72% | -6.82% | -20.21% | -14.98% |
| \$17.23 | \$504,572.19 | 5,128 | 67 | 2.93% | | \$98.46 | \$100.13 | \$95.66 | 3.69% | 0.06% | 0.24% | -3.75% | -15.97% | n/a |
| \$6.01 | \$24,863.11 | 258 | 21 | 0.41% | | \$96.49 | \$98.17 | \$93.51 | 3.70% | 0.11% | 0.75% | -2.41% | -14.77% | n/a |
| \$7.51 | \$2,491,555.22 | 25,573 | 35 | 33.16% | | \$97.75 | \$99.38 | \$94.41 | 3.72% | 1.12% | 0.11% | -3.67% | -17.41% | n/a |
| \$40.75 | \$6,467,051.26 | 65,128 | 126 | 15.87% | | \$99.53 | \$101.27 | \$95.68 | 3.76% | 0.27% | -0.50% | -5.55% | -19.53% | -9.38% |
| \$7.25 | \$1,831,741.88 | 19,041 | 364 | 25.25% | | \$96.72 | \$98.56 | \$92.81 | 3.81% | 0.71% | 1.03% | -3.75% | -19.30% | n/a |
| \$1.34 | \$47,322.19 | 502 | 2 | 3.54% | | \$94.17 | \$96.16 | \$90.90 | 3.86% | 0.36% | 0.68% | -6.04% | -19.43% | n/a |
| \$8.90 | \$892,457.48 | 10,485 | 8 | 10.03% | | \$84.77 | \$86.87 | \$80.91 | 3.94% | -0.40% | 1.02% | -4.56% | n/a | n/a |
| \$5.01 | \$864.19 | 10 | 1 | 0.02% | | \$86.42 | \$86.90 | \$83.24 | 4.02% | 0.65% | 2.74% | -4.40% | -19.06% | n/a |
| \$8.60 | \$32,116.28 | 390 | 6 | 0.37% | | \$81.95 | \$84.10 | \$78.44 | 4.09% | -0.63% | 0.31% | -4.30% | n/a | n/a |
| \$9.65 | \$130,187.35 | 1,581 | 2 | 1.35% | | \$82.31 | \$84.47 | \$79.08 | 4.15% | 1.35% | 1.14% | -12.27% | -20.76% | n/a |
| \$21.24 | \$10,329,571.89 | 122,400 | 104 | 48.63% | | \$84.97 | \$86.34 | \$81.68 | 4.21% | 0.32% | 2.29% | -7.92% | n/a | n/a |
| \$176.23 | \$16,072,726.33 | 155,349 | 331 | 9.12% | | \$103.97 | \$108.00 | \$99.66 | 4.23% | 0.09% | -2.38% | -11.82% | -28.54% | -18.00% |
| \$92.42 | \$95,611,178.77 | 118,267 | 168 | 28.45% | | \$92.42 | \$95.61 | \$87.72 | 4.30% | 0.19% | -1.45% | n/a | n/a | n/a |
| \$35.99 | \$10,701,095.61 | 110,694 | 121 | 29.73% | | \$97.28 | \$101.36 | \$93.36 | 4.34% | 0.09% | -2.84% | n/a | n/a | n/a |
| \$2.34 | \$122,012.60 | 1,296 | 4 | 5.22% | | \$93.80 | \$98.45 | \$92.96 | 4.38% | -0.54% | -3.47% | n/a | n/a | n/a |
| \$29.65 | \$11,001,081.05 | 126,499 | 147 | 37.11% | | \$87.20 | \$91.70 | \$82.00 | 4.42% | -0.41% | -3.05% | -12.83% | -24.17% | -12.72% |
| \$2.68 | \$576,279.77 | 5,773 | 18 | 21.48% | | \$99.38 | \$105.16 | \$97.36 | 4.43% | 0.65% | n/a | n/a | n/a | n/a |
| \$0.49 | \$466,382.90 | 4,741 | 25 | 94.64% | | \$98.56 | \$99.95 | \$97.37 | 4.45% | n/a | n/a | n/a | n/a | n/a |
| \$53.39 | \$4,050,415.73 | 42,686 | 450 | 7.59% | | \$95.55 | \$100.62 | \$91.01 | 4.50% | -0.11% | -3.27% | -14.57% | -30.44% | -17.40% |
| \$16.00 | \$463,953.55 | 5,322 | 88 | 2.90% | | \$87.70 | \$92.22 | \$84.35 | 4.62% | -0.29% | -3.64% | -15.85% | -31.65% | n/a |
| \$7.92 | \$65,705.24 | 839 | 9 | 0.83% | | \$77.69 | \$84.19 | \$80.00 | 4.73% | -1.92% | -6.36% | -19.05% | -35.03% | n/a |
| \$39.80 | \$1,101,612.35 | 14,662 | 54 | 2.77% | | \$75.00 | \$82.52 | \$80.00 | 4.91% | -2.34% | -7.52% | -23.27% | -41.02% | n/a |
| \$36.76 | \$1,184,268.22 | 22,094 | 41 | 3.22% | | \$54.36 | \$60.07 | \$51.96 | 4.99% | 2.56% | -8.95% | -26.38% | n/a | n/a |
| \$144.16 | \$12,101,231.92 | 123,497 | 400 | 8.39% | | \$98.40 | \$108.99 | \$95.30 | 4.97% | -0.94% | -8.68% | n/a | n/a | n/a |
| \$37.10 | \$921,942.12 | 6,094 | 21 | 2.49% | | \$151.00 | \$151.97 | \$147.20 | 2.67% | -0.43% | 0.48% | 3.34% | 4.71% | 1.15% |
| \$48.32 | \$2,283,031.32 | 18,476 | 46 | 4.73% | | \$123.89 | \$125.01 | \$119.78 | 1.57% | 0.46% | 2.20% | 8.93% | 15.56% | n/a |
| \$28.32 | \$1,142,208.36 | 7,504 | 64 | 4.03% | | \$152.40 | \$155.30 | \$149.29 | 1.82% | -0.54% | 0.57% | 1.35% | 0.08% | 1.97% |
| \$8.29 | \$274,199.98 | 2,654 | 23 | 3.31% | | \$103.57 | \$105.87 | \$100.38 | 2.09% | -0.99% | -0.67% | -4.17% | n/a | n/a |
| \$10.44 | \$542,561.47 | 4,032 | 33 | 5.20% | | \$134.93 | \$140.77 | \$130.99 | 2.29% | -0.83% | -3.09% | -4.49% | 3.57% | -1.14% |
| \$7.96 | \$244,090.98 | 2,207 | 24 | 3.07% | | \$109.33 | \$120.84 | \$106.39 | 2.56% | -3.43% | -8.18% | -11.48% | -1.45% | n/a |
| \$11.61 | \$1,449,263.37 | 16,448 | | | | | | | | | | | | |